

Note to the IFGS:

8.2 NOTE: This set contains the last of the major changes to the rules. These include formatting, sigils, EXPERIENCE POINTS, and levels BEYOND 10th. From this point on there will be tweaks and small additions, but no major additions, so GW/GP's can prepare for the upcoming gaming season.

These rules are BETA rules. They will go through several changes before being approved by the Society Board. We encourage everyone to playtest these as much as possible so we can work out the various issues.

The FRC would like to hear constructive criticism on these rules. Please do not send an email just saying, "I hate X..." Instead, send us something along the lines of "I do not like the change to rule X because it does" We know we have not caught everything, including grammar and the final formatting at this point, and with all the changes we will have missed some things. This is where you come in, help us find those issues.

Please read over the entire ruleset, there have been many changes, from casting times to ranges, to locks, to death, etc.... This version has a major shift in the layout of the document to bring it into a more modern format, with the SAS all being in one chapter. From this point on, the IFGS Rules set is going to be a living document, so we will see a version like 8.1, 8.2, etc. as playtesting and real-life gaming experience points out issues. Once the ruleset is out, there will no longer be a hits and misses, but instead a changelog in the rules set to show which changes have been made.

FRC

FRC@IFGS.ORG

International Fantasy Gaming Society Fantasy Rules

******BETA 8.21******

Change Log

<i>Date</i>	<i>Version</i>	<i>Change Made:</i>
02/15/20	8.0	Beta Release
02/25/20	8.001	Corrected various Hit Points and fighter's recovery verbiage
03/11/20	8.001	Corrected numerous left-over references to unconsciousness
		Made several formatting changes
		Corrected Resist Pain and Resist death to account for limb point changes
03/16/20	8.001	Multiple cleric clean ups
04/02/2020	8.010	Completed formatting and linking document
04/16/20	8.010	Corrected various issues with the alchemist class
4/26/20	8.010	Added additional abilities to the bard specializations, added character creation, added what has changed, other minor fixes
5/18/20	8.011	Modified Glyphs, added Sigils
5/21/20	8.011	Added class charts, added poisons on thief
12/06/20	8.012	Adjusted the Morbus sigil and adjusted the morbus sigil
12/20/20	8.1	Changed formatting of book, SAS in a single chapter , changed class formatting
01/17/21	8.2	Changed the experience point chart , added epic levels .
05/27/21	8.21	Adjusted the experience point chart added new feats to epic

Table of Contents

Note to the IFGS:	1
Change Log	2
Dedication	7
Disclaimer	7
Introduction.....	7
What an IFGS Game is Like.....	7
Our Organization	8
The Dream Park Connection.....	8
Chapter 1: Getting Started in the IFGS	8
What is Live Action Role-playing?	9
Ethics	9
IFGS Game Structure	10
How to Get Involved in a Game	10
How an IFGS Team is Assembled.....	11
Roles for IFGS Participants	12
Role-Playing.....	14
Chapter 2: Character Creation	17
Experience Points	17
Character Levels	18
Playing Down	18
Chapter 3: Alchemist	20
Base Attributes	21
Alchemist Innate Abilities.....	22
Alchemist Abilities	23
Animator Specialization Abilities.....	25
Augmenter Specialization Abilities.....	26
Poisoner Specialization Abilities.....	27
Chapter 4: Bard	28
Base Attributes	28
Bard Spells	29
Innate Abilities.....	29
Bardic Spells.....	30
Maestro Specialization	33
Swashbuckler Specialization.....	34
Wanderer Specialization	35
Chapter 5: Cleric	36
Base Attributes	36
Cleric Spells.....	38
Innate Abilities.....	38
Clerical Spells.....	39
Battle Cleric Specialization	42
Healer Specialization	43
Monster Hunter Specialization.....	44
Chapter 6: Druid	46
Base Attributes	46
Innate Skills.....	47
Druidical Spells	48

Blighter Specialization	51
Druid of the Pack Specialization	52
Shifter Specialization	53
Chapter 7: Fighter	54
Base Attributes	54
Fighter Skills.....	55
Barbarian Specialization	58
Battle Master Specialization.....	59
Gladiator Specialization.....	60
Chapter 8: Knight	61
Base Attributes	61
Knight Abilities.....	63
Knightly Codes	63
Innate Abilities.....	64
Knightly Abilities.....	65
Elemental Knight Specialization	67
Guardian Specialization.....	68
Paladin/Blackguard Specialization.....	69
Chapter 9: Magic User	70
Base Attributes	70
Innate Skills.....	71
Magic User Spells.....	72
Archmagis Specialization	75
Battle Mage Specialization	76
Meta Mage Specialization	77
Chapter 10: Monk	78
Base Attributes	78
Monk Abilities.....	80
Innate Abilities.....	80
Monk Abilities.....	81
Energy Monk Specialization	83
Killing Specialization	84
Spirit Specialization	85
Chapter 11: Ranger	86
Base Attributes	86
Ranger Abilities.....	87
Innate Abilities.....	88
Ranger Abilities.....	89
Hunter Specialization	91
Marksman Specialization.....	92
Skirmisher Specialization.....	93
Chapter 12: Thief	94
Base Attributes	94
Thief Skills.....	95
Assassin Specialization	99
Infiltrator Specialization	100
Scout Specialization.....	101
Chapter 13: Loremaster.....	102
Chapter 14: Using Character Spells, Abilities, and Skills.....	103

Attributes of a Spell, Ability, or Skill	103
Chapter 15: Skills, Abilities, and Spells	109
Chapter 16: General Rules and Information	218
Safety	218
Clothing and Gear	218
Costuming Guidelines	219
Treasure	219
Hit Points	220
Death	221
Special Types of Damage	221
PC Fairness Rule	222
Chapter 17: Weaponry	223
Use of Weapons	223
Propelled Missile Weapons	223
Combo Weapons	224
Thrown Missile Weapons	224
Chapter 18: Armor and Other Protections	226
Physical Armor	226
Magical Protection	226
Effectiveness of Armor and Protections	226
Shields & Bucklers	227
Chapter 19: Combat	229
Combat Defined	229
Physical Contact in Combat	229
Armor in Combat	230
One-Point Rule	230
Mechanics of Melee	230
Melee Combat	232
Ranges	232
Propelled Missile Combat	232
Thrown Missile Combat	235
Miscellaneous Combat Effects	236
Chapter 20: Poisons and Diseases	238
Diseases	238
Poisons	238
Chapter 21: Character Change and Death	240
Permanent Life Point Changes	240
Immutables	240
Death	240
Resurrections	241
Chapter 22: Lock System	242
Locks and Buzzers	242
Lock Picks	243
Lock Type and Difficulty	243
Physical or Spell Damage	245
Magic User Reverse Lock	245
Chapter 23: Magic	246
Detecting and Revealing Magic	246
Dispelling Magic	246

Illusions, Concealment, and Invisibility	246
Glyphs	248
Sigils	258
Base Sigils	258
Magic Items	261
Chapter 24: Stacking Rules	268
Additional Features of Stacking.....	269
Chapter 25: Epic Levels.....	270
Pick Points	270
Feats	270
Glossary.....	273
Appendix A: Weapon Construction.....	277
Constructing a Hand-Held Melee Weapon.....	277
Hand-Held Melee Weapons	278
Constructing a Projectile Missile Weapon	278
Constructing a Thrown Weapon	278
Appendix B: Disputes	279
Disputes.....	279
Appendix C: Night Rules	280
Night Rules.....	280
Appendix D: Optional Rules.....	281
The Fate Point Option	281
The Pursuit Rule	282
Archery Testing.....	283
Index	285

Dedication

To authors Larry Niven and Steven Barnes, for granting us the right to call ourselves the International Fantasy Gaming Society and for bringing us *Dream Park*, *The Barsoom Project*, and *The California Voodoo Game*, and to those of our fellow adventurers who have left us far too soon.

Disclaimer

The spells, abilities, and skills described in this rulebook are for use by the included character classes in fantasy role-playing situations. In no way do we wish to imply that a person portraying a Monk-classed character can actually leap a 20-foot chasm or that a person playing a Thief-classed character can actually climb a vertical wall or pick a lock. The information presented in this rulebook is for role-playing purposes only. Do not risk injury or endanger your personal safety by mistaking these spells, abilities, and skills for the real ability to do something that you, physically, cannot do.

NOTE: THESE RULES ARE THE BASELINE FOR ALL IFGS FANTASY GAMES. INDIVIDUAL GAME WRITERS MAY CHANGE THESE RULES ON A GAME-BY-GAME BASIS BUT ALL DEVIATIONS FROM THE MAIN RULES MUST BE ADVERTISED ON THE GAME FLYER AHEAD OF THE GAME.

All rights reserved. No part of this publication may be reprinted without the express written consent of the IFGS. International Fantasy Gaming Society and Dragon Chess Piece Trademarks applied for.

Introduction

Welcome to an innovative world of fantasy role-playing! The International Fantasy Gaming Society (IFGS) is an organization made up of a diverse group of people who design and stage live-action games. The IFGS has been creating enjoyable live-action role-playing games since 1981. We do not take ourselves too seriously, but we are serious about running fun, imaginative events that are as safe as possible.

This is the official IFGS Fantasy Rulebook, which details a versatile and functional method for live-action play and provides all the information you will need to play in an IFGS game. While this handbook contains the rules of play, it also contains a great deal of philosophy about the game and the concept of role-playing. Readers should concentrate on the intent of the material presented here as well as the specific rules. All game participants, including Non-Player Characters (NPCs), Player Characters (PCs), and all support personnel are expected to understand and follow these rules. We know it can be daunting at first when you look at the sheer number of rules, skills, abilities, and spells, but the rules not only allow for a great range of customization but are simple enough that children as young as 4 have played in this system.

The IFGS is a not-for-profit organization and is governed nationally by a Board of Directors. We have chapters across the United States, and we are continuing to grow. If you have any questions concerning the IFGS, want to locate the chapter nearest you, wish to become an IFGS member, or want to run a pre-written game in your area, please go to our website at <http://www.ifgs.org/>. Here you will find photos and videos of events, lists of local chapters, and contact information to help you get on your way. We encourage you to contact the IFGS before attempting to run a game.

What an IFGS Game is Like

An IFGS game is an opportunity for you to execute dazzling rescues, engage in combat, match your wits with diabolical foes, overcome deathtraps and deadly challenges, and more. You are not just rolling dice – you are really swinging your sword, or balancing on a beam, or hiding from searching enemies. The IFGS is similar to improvisational theater. In the IFGS the Game Writer is the playwright, the NPCs are the actors that set the scenes (encounters), and the PCs make their way from scene to scene, performing roles of their own design. Players try to decipher the storyline, unravel the mystery, or simply experience the adventure. All of this is carried out under a fantasy setting, which includes swordplay, spell casting, and even the occasional dragon.

The game course, whether outside or indoors, usually, but not always involves a series of encounter sites. Each encounter can involve a variety of NPCs as well as complex or simple sets, costumes, and props. The encounter might involve role-playing, combat, or a combination of the two, or it may have other physical rigors associated with it. Teams of players have at times encountered vast armies of deadly creatures, complex mazes filled with traps, and huge dragons or tiny fairies – all of which are devices used to create atmosphere and involve the participants in the storyline.

The main object of any IFGS game is to have fun. Each player designs the personality and background of her own character and role-plays the character during the game by interacting with teammates, NPCs, and the storyline. By participating in the game, the players earn Experience Points that allow them to play their characters at a higher level in future games. Participants can design as many characters as they wish and can then choose which of their characters to portray in a game based on factors such as level, class, and alignment.

The list of games run by the IFGS is long and varied – from small mini-games with a participation of a half dozen people to huge festivals with over 250 participants. IFGS games attract young and old alike and offer experiences for every taste – whether serious, heroic fantasy; dark, challenging games; or light, humorous romps in the park. We have produced hundreds of games all over the country. So far, our intrepid adventurers have ranged in age from 3 to 70, and entire families have enjoyed adventuring together. Everyone is welcome!

The IFGS has multiple chapters across the nation. See the website (www.ifgs.org) for a chapter near you.

Our Organization

The IFGS is a member-owned non-profit corporation chartered under the laws of Colorado. It is organized as a representative democracy governed by an elected seven-member Board of Directors; whose members serve staggered two-year terms. All regular IFGS members above the age of 18 are entitled to vote on and run for its Board and offices, although non-voting associate memberships are also available. The work of the organization is performed by volunteer officers and committees selected from the membership at large. The Society Clerk maintains the membership records and processes payments and information.

The central governing body of the IFGS, the Society, provides organizational services to the chapters and the overall membership. The Society provides insurance coverage for games participants and has volunteer committees of members who manage various facets of the organization's operations. The Society also manages a Database of all game participants, their characters, possessions, and special features.

Our chapters provide support services to game designers, including production assistance through Quartermaster corps and extensive props collections, financial and records-keeping management through Treasury and Registry operations, editorial assistance through Sanctioning committees, and advertising through chapter newsletters and Public Relations committees.

The Dream Park Connection

The IFGS was named after a fictional organization described in the 'Dream Park' series of novels, written by Larry Niven and Steven Barnes. Similar to the organization described in the novels, the IFGS designs, runs, and sanctions various fantasy-Based live-action role-playing games. Niven and Barnes attended an early IFGS convention and have each played in an IFGS game. In the later Dream Park novels, the authors adopted the "real" IFGS as the historic background for their future one, providing the "real" IFGS with publicity; they also donated the original manuscript of one of the Dream Park novels to the IFGS for fund-raising purposes.

Chapter 1: Getting Started in the IFGS

IFGS games are played in a variety of settings with full-size foam weapons, mock armor, and costumes. An IFGS game gives each participant, whether a player or a non-playing actor, the opportunity to become a different person. The creativity and imagination you pour into your role are what makes the game enjoyable and memorable for everyone involved. This chapter is designed to give you some idea of what is involved in a live-action fantasy role-playing game, and how to get started in the games run by the IFGS across the country.

What is Live Action Role-playing?



One-part improvisational theater, one-part reenactment, and one-part role-playing game, live-action role-playing (LARP) is an activity in which the participants actually attempt all of the actions that their characters want to perform in the game. Want to sneak past those guards? With the aid of your own physical skills, plus some in-game rules, try to pass by unseen. Want to talk the wizard out of her magical staff? Use your powers of persuasion to convince her that she should give it to you. Want to slay that red dragon? Take your sword and attack it. IFGS mixes your real-world abilities with fantastical skills and spells to allow you to live out a new adventure every time you play.

Unlike video-gaming or tabletop gaming, our emphasis is *on doing* what your character wants to do, within safe limits. From ropes courses to river rafting, our games give participants opportunities to actually get involved in the adventure. But what if you are not interested in hiking up a mountain or swinging a sword? There are plenty of roles in most of our games that do not require physical exertion. Additionally, room-based games offer many chances for intrigue and role-playing. IFGS games emphasize opportunities for our members to utilize their own imagination, either by writing a story, playing out a role, or helping create an environment through settings, props, or special effects. Whether your interests are in costuming, acting, feats of dexterity, or improving your sword-fighting skills, you will find something to do in the IFGS.

The IFGS is a great way to experience something vastly different from other forms of live-action role-playing games in an organized group with a strong history. One of the strengths of the IFGS is its community and collective history. At the same time, new players are continually welcomed into the organization. Their new ideas and experiences bring energy to the Society and chapters each season.

Ethics

We participate in IFGS for fun. We are all-inclusive and do not discriminate against race, gender, creed, religion, sexual orientation, etc., and we do not tolerate offensive behavior toward any of these groups. You are playing with friends instead of strangers in an IFGS game, unlike many LARP groups. Players fill many different roles in IFGS; the game writer who wrote the game you play in today may be the cleric that heals you in the next game or might be playing the big bad lich out to destroy your team.

It might be fun to play an evil character but remember IFGS is mostly a team-Based game where we count on each other to complete the game. A player character who consistently steals from his/her teammates or refuses to help them will probably have a difficult time finding teams to play with.

An NPC's job is often to die. Sometimes we are a tough big bad that takes an entire team to defeat; other times we play the 3rd zombie from the left and are an easy kill for the players. Players should strive to play as fair as possible, i.e. do not use abilities you do not possess, invent magic items you do not own, or give yourself mounds of gold. An NPC's job is to play your role as written within the bounds given to you by the game writer/producer. Do not strive to win if your role is to die. Actions can happen in-game between players that are 'in character' but are hard to separate from real-life feelings. There is no problem with calling a time-stop to make sure the other player is 'in character' and not taking the actions of your PC personally. The IFGS has a red-light rule to keep players from uncomfortable situations, actions, or words. This rule helps calm these situations down. The most current version can be found in the safety handbook.

The IFGS wants everyone to feel comfortable, safe, and most of all, we want everyone to have fun.

IFGS Game Structure

IFGS games are *usually* played on weekends, and the average game takes between 2 and 8 hours. Often, several teams of 6 to 8 players will participate in a game, with each team competing against the story rather than against other players. A Loremaster, who organizes the players on the team and makes sure the novice players are prepared, leads each team. IFGS events are family-friendly, and the use of alcohol during a game is strictly prohibited.

Once the game begins, the team generally follows a set course and will encounter many Non-Player Characters (NPCs), who are the actors in the game. The NPCs that the players meet will give out clues or information for the game or may engage the players in combat, according to a script that the designers of the game have written.

Games have a set purpose for the players, which might be something like lifting a curse from a king, restoring order to the lands, defeating a powerful dragon, solving the mystery of a poisoned duke, or finding an important artifact for a mage. Plots range from simple to complex, with a variety of physical and mental challenges to be overcome while completing the game. Games are rated based on the overall challenge presented by these elements.

During an IFGS game, the players maintain the persona of the characters they have invented, adding to the game's atmosphere. As you continue to play a character in different games, the character will go up in levels, giving you more in-game abilities. You can create a single character and play her in every possible game or create any number of characters and play them in alternating or consecutive games.

Sanctioned Game

IFGS games are reviewed and approved by an official Sanctioning Committee to ensure that a game is fair, safe, playable, and consistent with the IFGS rules and philosophy. IFGS experience points can only be earned in sanctioned games, and only sanctioned games are covered by the IFGS insurance policy. The following sections define some of the more common types of IFGS games, although variations on these types exist and these game types can be combined.

Line Course

A line course is the most common type of IFGS game and consists of set encounters that the players engage in a predetermined order. Typically, several teams play one of these games and begin the game at timed intervals, so they do not encounter each other on the course.

Anchor / Festival Game

In a festival game, players are free to move around as they will. Typically, this type of game involves a major over-arching story with several mini games spaced throughout.

World Course

In a world-course game, the players are free to move around at will, with no predetermined order to the locations that they may visit. A world course can have one or more teams, or the players can arrive as individuals, forming and breaking teams within the game as they desire.

Room Game

A room game takes place inside or around a single structure. Players typically arrive at room games as individuals.

How to Get Involved in a Game

If you are interested in participating in an IFGS game, contact your local chapter. You can also contact society if interested in starting your own chapter. Please visit the society website at <http://www.ifgs.org/> for a complete list of existing chapters and all contact information. Many IFGS chapters list their events on the web-based society calendar, have chapter websites, Facebook, and other event listings linked on the society website. Do not worry about being an inexperienced player – many IFGS events have a rule requiring teams to include novice players. New members are always encouraged and needed.

After you have identified a chapter and a game, you will need to determine who is recruiting the players and staff for the game. This information is often provided on the society or chapter website or Facebook. It can also be determined with a phone call or e-mail to a chapter official listed on the website. If the chapter has a regular schedule of weapons practices or other social events, they make great opportunities for networking and learning of upcoming opportunities to play or staff.

Minors are welcome in IFGS games; to participate, they must have a permission slip and liability waiver (available on the society website) signed by their parent or guardian, and a card in their pocket that lists their name, the name of their parent or guardian, their parent or guardian's phone number, and any medical conditions, allergies, or health problems. Each minor must remain in the company of a responsible adult for the duration of the event.

How an IFGS Team is Assembled



There are several different methods of team assembly used in the IFGS, each with its own rules. The list below is not all-encompassing but are examples. Before a game, flyers are typically distributed announcing the adventure. Game flyers usually contain the following information:

- a little hint of what the game is about,
- the dates on which it will run,
- who is running the game,
- who the people leading the teams are,
- how much it will cost to play,
- the level of difficulty of the game,
- and the length of the game.

Many flyers will also include a registration form/contact. All advertising for the game should indicate which method of team assembly is being used for the game, who participants can contact for additional information when game fees are due, and any special rules in place

If you are a new player, it may appear that you don't have a very good chance of being chosen for a team if no one knows you; however, the IFGS has the Novice Rule to prevent this from happening. The Novice Rule requires every team for most major low-level games to include some people who have never played in a major game before. Some Game Writers also write games for novice players only.

After you are chosen for a team, your team lead may want to get the whole team together and schedule a team meeting. At these meetings, teams discuss strategy, practice fighting, go over game lore, and discuss individual abilities, strengths, and weaknesses.

Draft Game

In a draft game, there is a player draft held at least a couple of weeks before the scheduled game day. At this draft, teams are selected and formed for an upcoming adventure. The individuals who have been challenged to assemble and lead teams into the game (Loremasters) will choose the players that will comprise their team. If you cannot make it to the draft for some reason, you can usually give your proxy to someone else who will be attending the draft. Game Producers will try to accommodate all people who want to play in their game.

At the draft, each Loremaster is asked, in a predetermined order, to choose one player at a time for her team. If an LM asks you to play on her team, you will have two options. If you accept her offer, you will be a member of the team for the upcoming adventure. If you refuse, they ask someone else.

Invitational Game

Invitational games do not have a player draft. The Game Producer chooses the Loremasters and lets them invite players to form their teams, rather than drafting a team from a pool of players. The best way to get on these teams is to find out who the Loremasters are for a game and contact the ones with whom you wish to play.

Open Registration Game

In this type of game, all characters that want to play may do so and there is no limit to the number of players that can participate. This method is quite common for room games. Open games can limit the number of characters a single player may play over the duration of the game.

Roles for IFGS Participants

Running an IFGS game requires the contributions of many people, including players, actors, and a production team. Some of these roles can be filled by participants with little or no experience in the IFGS, while others require special training and experience. For your first few games, you will probably take a role as a [Non-Player Character](#) (NPC) or [Player Character](#) (PC).

Non-Player Character

A Non-Player Character (NPC) is an individual who is acting in one or more of the roles in a game. The character's class, personality, history, and role in the game are provided in the game script and are given to the NPC before the game. An NPC can be anything at all, including a kindly old sage, a marauding orc, a small child, or a knight on a quest. Some NPC roles will focus on role-playing, others on fighting, and some will include a balance of both. NPCing is a great way to gain experience with the IFGS rules and combat and provides a fun way to meet people in the organization.



Player Character

A Player Character (PC) is an individual who is playing the game. The player chooses her character's class (described in Chapters 3 through 12), personality, history, and attitudes, and has no prior knowledge of the game script. Low-level PCs can be played by participants with little or no prior experience.

Loremaster

The Loremaster (LM) is a PC who is challenged by a Game Producer or Game Designer to assemble and lead a team of adventurers into a game. The Loremaster is usually an experienced player and often acts as a mentor for the team's novice players. Pre-game lore is provided to the Loremaster, who disseminates it to the players on her team; the LM has no other prior knowledge of the game.

Game Writer

The Game Writer (GW) is a person who creates an adventure using the IFGS fantasy rules system in cooperation with a Chapter Sanctioning Committee. Although the GW follows the IFGS fantasy rules in writing a game, they have a great deal of flexibility within that framework and the ability to make temporary changes to rules that will only apply to their game. A GW should have a broad understanding of the IFGS rules, and experience in a variety of in-game roles.

Game Producer

The Game Producer (GP) puts together an IFGS game in the same way a theatrical producer puts together a play. The Game Producer is responsible for ensuring that the game site, staff, cast, props, players, and budget all come together successfully on game day. Although a good producer will delegate many of the details to her game staff, often they are the busiest person on the game course. If changes need to be made on game day, it is the GP's responsibility to coordinate and clear those changes with the Watchdog. A typical GP has experienced a wide range of IFGS games and has assisted with other GPs' productions. The Game Producer has the final say on who can play in a game.

Game Designer

A Game Designer (GD) is an individual who is both the Game Writer and Game Producer for the same game.

Watchdog

When a game has been successfully sanctioned, a Watchdog (WD) will be appointed by the Chapter Sanctioning Committee. The WD is responsible for ensuring that the game runs as sanctioned and has the sole authority on game day to approve or reject any changes needed to ensure that the game's ratings and flavor remain as sanctioned. The WD represents the Chapter Sanctioning Committee during the running of the game and may not be overruled by any other participant in these areas. To preserve impartiality and maximize availability, it is recommended that the WD not fill any additional role in the game. The official role of the WD is defined in the Society Sanctioning Committee Handbook, which is available on the IFGS website. A WD must have a deep understanding of the current game, the sanctioning process, and the IFGS rules.

Game Master

The Game Master (GM) is the referee that accompanies a team of adventurers through the game and fields all player questions; sometimes, a GM may also be assigned to a specific site or encounter. The GM has a copy of the game script and is thoroughly briefed on the game's intent before the game by the GP or GD. The GM may make rules interpretations during the game, and their decision in regard to the rules is final on course. The GM also makes calls regarding in-game events, such as triggering traps. A GM must be very familiar with the current game and the IFGS rules.



Protest

Occasionally a player, an NPC, or a GM will see what happens in an encounter differently. The IFGS works to resolve all protests in the best interest of the participants immediately. While there are many types of protests, the procedure to file a protest, and the chain-of-command used are quite similar. In the case of a protest, the person should first approach the on-site staff responsible for that aspect of the game. It may not be possible at that exact instant, but sometime in the game, if possible, the person should bring the protest to the attention of the correct on-site staff member. For a full description see [appendix B](#).

- Protests of a Rules Interpretation or mistake go first to the Game Master.
- Protests of implementation, or what was sanctioned in the game, go first to the Watchdog.
- Protests related to safety go first to the Game Safety Officer.

Registry Representative

The Registry Representative (RR or BANK) prepares all game experience records for participants before the game starts and ensures that they are completed at the end of the game; following the game, the RR will assemble the completed game forms for delivery to the Chapter Registry Chairman. The official role of the RR is defined in the Society Registry Handbook, which is available on the IFGS website.

The Representative (RR) is responsible for collecting and recording game fees from each participant, and for ensuring that each participant has signed a participation waiver. Following the game, they will transfer all records and money to the Chapter Treasurer.



Game Aide/Support

A Game Aide (GA) provides support to the GM, GP, or GD and can have a variety of roles in making the game happen and run, such as editing the game script, recruiting NPCs, organizing setup of the game course, building props, assisting the GM while on course. There are many types of game support that a novice GA can provide.

Safety Officer

The Safety Officer (SO) ensures that a game runs as safely as possible and follows the IFGS guidelines for safety. The SO's duties include checking all weapons before a game to ensure that they meet IFGS standards, responding to minor medical emergencies, and ensuring that combat sites are as safe as possible. In the matter of safety, the SO is the final authority and cannot be overruled by other game personnel; however, no game participant is ever required to do anything that they consider to be too dangerous. The SO may not perform any additional role that will prevent them from carrying out their primary safety duties. The official role of the SO is defined in the Society Safety Handbook, which is available on the IFGS website. A game's SO must be approved by the Chapter Safety Officer and should have at least basic training in First Aid and CPR. The SO must be the first person on the course, and the last one-off course; the game cannot run without an SO.

Role-Playing

Role-playing involves improvisational acting while trying to think, feel, move, and act like another person or creature. IFGS adventures are fantasy role-playing games. If you are a PC, it is for you to decide what your character will say and how your character will behave, move, and dress; if you are an NPC, your role will be partially determined by the person who wrote the game, but you will have some flexibility within those guidelines. Try to imagine yourself actually being the character you are portraying and act accordingly. Any reasonable action is allowed if it falls within the rules or has been specifically approved by the GD and SO. Players imagine themselves living in a fantasy world with dragons, magic, and swordplay; for effective role-playing, they act accordingly.

Role-playing is an individual effort, and everyone has a different approach to it. The following are a few suggestions that can help to create a richer in-game atmosphere, whether you are a PC or NPC.

Staying in Character

Staying in character means that you only discuss things about your character's adventures and history, not yesterday's football game or other non-game events. Try to become the character you are playing. You will be surprised at how easy it is to forget the real world, and it will help the enjoyment of other participants if you do.



Reacting to Combat



When your character is engaged in combat, role-play the damage you receive. When you are hit for the maximum amount of damage one of your limbs can take, play it realistically. If your arm is now useless, drop whatever you are holding in that hand and do not attempt to use it again until after you have been healed. If your leg no longer functions, you can still stand, but only with all your weight on the other leg. Think about how you would move, maneuver, attack, and defend with a damaged limb. Play it correctly. Dead characters should lie still and stay out of the way until moved in-game or asked to move by a GM or other official.

Reacting to Magic

In fantasy games, magic should be treated as if it is real. When a magical effect is called out on you, believe it, and act it. If you get hit with a damaging spell, role-play it. Yell, cry out in pain, or double over. If a caster turns you into an animal, have a good time, and role-play that animal. IFGS games are for fun.

Costuming

Costuming is an excellent way to enhance your role-playing. The simple act of dressing as your character will help you escape into that persona. With a jerkin, breeches, boots, and accessories you will look the part, and it will only be a short time until you feel the part. There are not many rules regarding what can be used in costuming.

Character History

If you are playing an NPC, your character's history and motivations might be loosely defined within the game script but will probably have details that can be added to make the character your own. If you are a PC, you have complete freedom to determine exactly who your character is and where she comes from. Now is the time to put some thought into your character and establish her background. If you are a PC, consider why the character is adventuring. Is it for fame and fortune? Do you have something to prove? Use your imagination and be as creative as you like. If you are a PC, it is often worthwhile to write a history that can be provided to GWs, GDs, and LMs for use in-game customization and team creation.

Some participants choose to give their characters interesting personality quirks, which can add depth to the character and fun to the role-playing. Quirks could include simple fears such as fear of water, fear of people of the opposite sex, or a fear of fighting. Your character can have odd allergies or an old curse. Consider also that you can make your character a little more distinctive by playing a nonhuman, although this should always be cleared with the GP or GD if you are playing an NPC. A little makeup, props, or part of a mask can create an elf, ogre, or wolf-man.

NOTE: IT IS IMPORTANT THAT YOU SEPARATE YOUR OWN FEELINGS FROM THOSE OF YOUR CHARACTER. WHEN THINGS HAPPEN TO YOUR CHARACTER IN A GAME, THEY ARE NOT DIRECTED AT YOU PERSONALLY – SO DON'T TAKE THEM AS SUCH. STAY IN CHARACTER AND LET THE GAME FOLLOW ITS COURSE NO MATTER WHAT THE FATE OF YOUR CHARACTER. EVEN IF YOUR CHARACTER SHOULD DIE, WHEN THE GAME IS OVER, YOU WILL STILL BE VERY MUCH ALIVE.

Character Alignment

Alignment can be an important part of your character's personality. For IFGS, alignment is defined as the following: The personal psychological or moral bearing of an individual or an item (as in the case of some magical objects). This definition is intentionally broad. Some idea of your character's alignment is helpful in determining how your character will react in various situations. Usage of some magic items will in some cases dictate a PC's alignment; this notification should be made in secret and generally only the player, GM, and RR will be informed of the assignment.



Alignment is divided into two groups: Game Mechanic alignment and Role-Playing alignment. The game mechanic alignments are good, evil, and neutral. The role-playing alignments are lawful, chaotic, and neutral. Game Mechanic alignments have in-game consequences and every PC **must** have one, while role-playing alignments are strictly based on the player's desires. The combination of the two yields nine distinct alignment classes. The tendencies represented by these alignments could be defined by any number of other methods, but the following descriptions are good general examples.

Game Mechanic Alignments

Good - tend to seek others' well-being and try not to deceive others.

Neutral - tend to seek a balance between good and evil; no strong preference between the two.

Evil - tend to seek their own benefit and be uncaring about others.

Role-Playing Alignments

Lawful - given to a code or set of beliefs, tend to keep their word.

Neutral - tend to seek a balance between lawful and chaotic; no strong preference between the two.

Chaotic - not given to a code, tend to resent authority, like to be "free form".

Chapter 2: Character Creation

How do I create a character in the IFGS? That is a question that is only limited to your imagination. There are a few set rules when creating a character, but most of the creation is up to you, and what is allowed in your chapter. Do you want to play an elven archer, a steampunk detective, a displaced traveler from the far future? All of these are possible in the IFGS.

- 1st Pick a class. See chapters 3-12 for a detailed description of each class and [Chapter 15](#) for a complete listing of all skills, abilities, and spells.
- 2nd Your character will start their first game with 100 gold pieces and cloth armor, along with non-magical weapons and a shield if you use one. (Chapters often have loaner weapons, additionally, look at [IFGS International Fantasy Gaming Society | Live Action Role Playing](#) web page for the latest on weapon construction. As always, the local safety officer has the final say on weapon safety.)
- 3rd Choose an alignment. Every character is required to have an alignment of either, Good, Neutral, or Evil. These three alignments have several in-game consequences so choose carefully. You may also choose to be either Lawful or Chaotic as a roleplaying addition to your alignment.
- 4th Pick a Race. Check with your local chapter for any benefits or deterrents to races.
- 5th Pick a name for your character. This is often the hardest part.

A few classes have some specific requirements:

Bards: At the first level, a bard must choose an [Instrumental Focus](#)

Cleric: All clerics worship a Deity or pantheon of some sort and have a Holy Symbol to represent that Deity. In the IFGS you are not allowed to use a real-world Deity. Check with your local chapter on choosing a Deity since there may already be one you could use or join an existing group.

Druid: At the first level, a Druid must register an [Animal Pact](#). This is an animal that the Druid has a special affinity for and will affect some later choices for the Druid as they level up.

Knight: All knights must have an Order or a Code that they follow, along with a Heraldry Symbol. See the [Knight chapter](#) for a detailed description of codes. Also, check with your local chapter to see if any current knight-hoods are recruiting that you can join.

At the 6th level, each class picks a specialization. In addition to the skill, abilities, and spells in their 'main track', they will gain special abilities listed under their specialization. Once this specialization is chosen it is registered with the IFGS Bank and cannot be changed without permission from the Bank.

NOTE: SEVERAL CHAPTERS ALSO USE AN OPTIONAL CHARACTER RULES SET TO FURTHER CUSTOMIZE YOUR CHARACTER. CHECK WITH YOUR LOCAL CHAPTER TO SEE IF THEY ARE USING THESE AND WHAT VERSION.

Experience Points

Experience points (XP) are one of the rewards you receive for participation in IFGS events and administration, XP reflects your experience in the IFGS. The Society Registry is responsible for determining the guidelines for how many experience points are earned per hour for each game and administrative function, and the Chapter Sanctioning Committee is responsible for determining how many hours each game is sanctioned for. For further details, see the IFGS Registry Handbook. You can earn experience points for a character by playing in a game, or character applicable points (CAP) that can be applied to your choice of character by staffing or NPCing in a game or by doing administrative work for the Society or chapter. The IFGS Registry is responsible for maintaining a detailed record of each participant's experience points.

A Player Character (PC) earns experience points for every game he completes, at a rate based on the sanctioned hours of the game. A character's experience point total determines his level.

In addition to earning points for his character, a Loremaster earns a small amount of CAP as a bonus for the effort of organizing the team, holding team meetings, and ensuring that the team shows up for the game.

Experience Earned by Staffing or NPCing

When you fill any non-playing role for a game, chapter, or the Society, you earn experience points at a rate determined by the Society Registry and Based on either the game's sanctioned hours or the amount of time you spend on the task. These experience points, called character applicable points (CAP), can be used to increase a character's experience point total, increase a character's gold piece total, invoke the [Fate Point Option](#), or for any number of other uses a Game Writer may place within his game. Any CAP spent is deducted from your available CAP total and cannot be reused for any other purpose. The amount of CAP that you have available will increase every time you help in the IFGS and will be tracked by the IFGS Registry. To use CAP for the Fate Point Option or some other in-game purpose, you must declare to your GM that you are doing so and record the transaction on your Game Experience Record at the end of the game.

To apply CAP to a character's experience point total, you must declare you are doing so at the beginning or end of a game and record the transaction on your Game Experience Record. CAP may be applied to a character's experience point total on a one for one basis, with the restriction that you must play the character at least once at each level other than 1st.

Example: Max's Knight, Sir Fritz, is currently 3rd level with 13,000 XP. Max wants to play Sir Fritz in the game next week, but the minimum level for the game is 4th. At the game, Max tells his GM that he is applying 1,000 of his available CAP to Sir Fritz's experience point total to increase it to 14,000, the minimum for the 4th level.

NOTE: PLEASE SEE THE MOST CURRENT REGISTRY HANDBOOK FOR FULL DETAILS OF CAP AND CAP FOR GOLD.

Character Levels

A character's level is based on how much experience the PC has accumulated while adventuring, and can also be increased with the application of CAP. As a character earns experience points in-game, their level will gradually increase, which will, in turn, increase the character's power and the number and power of spells, abilities, and skills that are available for use. The following table defines the total amount of experience for each character level. Experience is not awarded until the end of the adventure – characters never get field promotions.

Playing Down

Sometimes you may wish to play a character at a level lower than his current level. With the permission of the Game Producer, you may bring your character into a game at an agreed-upon reduced level. For the duration of the game, your character is considered to have an amount of experience exactly halfway between the minimum required for the level you are playing, and the minimum required for the next level. Your character's ability to use magic items (as described in [Chapter 22](#)), as well as the amount of treasure that you will be allowed to bring into the game, will be reduced based on this temporarily revised experience point total. Your character will be affected by in-game effects based on his reduced level rather than his actual attained level.

Character Levels and Experience	
Level	Experience Points
1	0
2	2,500
3	5,000
4	10,000
5	20,000
6	40,000
7	70,000
8	110,000
9	150,000
10	200,000
11*	250,000
12	300,000
13	350,000
14	400,000
15	450,000
16	500,000
17	550,000
18	600,000
19	650,000
20	700,000+



* Levels 11+ are considered “Epic” levels and are covered in [Chapter 25](#).

Chapter 3: Alchemist



What is an Alchemist?

The alchemist has studied a wide variety of materials with the goal of unlocking their potential uses, both magical and non-magical.

Famous alchemist tropes: Victor Frankenstein™, Scar from Full Metal Alchemist™, or Diablo from the MCU™.

What Role do they fill on a team?

An alchemist is not a front-line fighter, but their wide array of potions and abilities allow them to help control the battlefield. They can also stand in for a healer if needed.

Why play an Alchemist?

An Alchemist is a good fit for people who do not want to be a front-line fighter but do enjoy combat from a short range. By using throwing potions, you can deal damage to an enemy or heal your own team. Your choice of a specialty will further define your role.

At the 6th level, each Alchemist chooses to specialize in one of the following fields, [Animator](#), [Augmenter](#), or [Poisoner](#); once chosen, this specialization may never be changed.

Alchemical Potions

These are non-magical potions created by an alchemist. They generate effects with the target being any creature who imbibes the potion. For example, a potion of healing 4 will heal the imbiber for 4 points.

All potions created by an alchemist are alchemical potions. Alchemical potions are good until used or 1 game day. They cannot be taken out of the game as treasure. Alchemical potions come in 4 types. These are defined below.

The Alchemist may have a maximum number of prepared thrown alchemical potions equal to his level.

Magical Alchemical Potion

These potions are created by an alchemist and are empowered with a spell cast by a bard, cleric, druid, or magic-user. The imbiber becomes the target of the spell. If a being drinks a potion of Fire Strike 9, then the drinker takes 9 points of fire damage and the 5-second [knockdown](#).

Thrown Alchemical Potion

These are non-magical potions created by an alchemist that deliver their effects by being thrown at a target. They are represented by a thrown bean bag. A target who is struck, including their weapon or shield, by the bean bag suffers the

effects. For example, if the alchemist throws a potion of **Root** at a target, then that target is **rooted** in place for 10 seconds. These may only be used by the alchemist that created them.

Magical Thrown Alchemical Potions

These are magical potions created by an alchemist and empowered by a spell cast by a bard, cleric, druid, or magic-user. They deliver their spell effect by being thrown at a target and are represented by a green bean bag. These special potions may only be used by the alchemist that created them.

Grenade

Grenades are thrown at a target, or target location, and generate their effects in a 5-foot radius upon impact. The effects are called by the alchemist in the same way as an AoE spell.

Base Attributes

This section provides the Base attributes for an Alchemist of each level.

Weapons and Armor

The damage table below provides damage values for the class. Damage is not cumulative – you cause only the damage listed for your current level. The armor table provides Base values for each armor type.

Missile Weapon Usage: Yes

Weapon Group: Single Weapon

Armor: Cloth Armor, Leather Armor

Shield Usage: Buckler

Level	Melee Damage		Marginal Archery Damage		Critical Archery Damage		Thrown Damage	Oil / Acid
1	1		2		4		1	3
2	2		3		5		2	3
3	2		3		5		2	4
4	3		4		6		3	4
5	4		5		7		4	5
	<i>Alchemist</i>	<i>Augmenter</i>	<i>Alchemist</i>	<i>Poisoner</i>	<i>Alchemist</i>	<i>Poisoner</i>	<i>Alchemist</i>	
6	4	5	5	6	7	8	4	6
7	5	6	6	7	8	9	5	7
8	5	7	6	7	8	9	5	7
9	6	8	7	8	9	10	6	9
10	6	8	7	9	9	11	6	9

Level	No Armor	Cloth Armor	Leather Armor	Chain Mail	Plate Mail
1-10	0	1	2	NA	NA
Augmenter 7+	1	2	3	NA	NA

Hit Points and Ability Points

The Hit Points and Ability Point table below provides Base life and Ability Points for each level. Hit Points and Ability Points are not cumulative – you receive only the points listed for your current level.

Level	Limb Points	Hit Points	Ability Points	
1	3	19	24	
2	3	22	28	
3	3	25	32	
4	4	28	36	
5	5	31	40	
	Alchemist	Alchemist	Alchemist	Animator
6	6	34	44	45
7	7	37	48	50
8	8	40	52	55
9	9	43	56	60
10	10	46	60	65

Casting Time:

Unless otherwise stated in the ability, all abilities have a default casting time.

Innate: 0 seconds

1st – 5th: 5 Seconds

6th – 10th: 10 Seconds

Alchemist Innate Abilities

Augmented Chemicals

Range: Self

Duration: Permanent

Stacking: Base

When an alchemist uses acid (red bean bags) or burning oil (black bean bag with a red ribbon) they deal an amount of damage equal to their thrown damage, or the Base 3 damage, whichever is greater. The Base damage of both acid and burning oil is 3 points. Alchemists receive bonuses to this damage as they level. At 3rd level, acid and burning oil deal an additional +1 damage. This bonus increases to +2 at 6th level and to +3 at 9th level. These bonuses are already included in the alchemist damage chart.

Healing Poultice

Range: Touch

Duration: Instantaneous

Stacking: Base

Any bandages/bindings tied by the alchemist heal an amount of damage equal to 2 plus the alchemist's level. Normally, bindings only heal 2 points of damage. Note that a target may still only receive healing from bandages twice per game day.

Identify Potions

Range: Touch

Duration: Instantaneous

Stacking: Base

By inspecting a potion for 5 seconds, the Alchemist can determine the specific nature of any non-magical potion and will know the type and strength of the potion. If the alchemist tries to use this ability to identify a poison or magical potion, they will not receive any specific information. However, they will know that the potion is magical and/or a poison.

Alchemist Abilities

Name	Range	Area	Duration	Stacking	Cost
Innate Abilities					
Augmented Chemicals	Self	Self	Permanent	Base	0
Healing Poultice	Touch	1 Target	Instantaneous	Base	0
Identify Potions	Touch	1 Target	Instantaneous	Base	0
Level 1					
Aegis Oil: Hardening	Touch	1 Potion	Game Day or until Used	Modifier	Var.
Alchemical Potion of Healing	Touch	1 Potion	Game Day or until Used	Base	Var.
Create Acid	Touch	*Special	Instantaneous	Base	Var.
Mend	Touch	1 Target	Instantaneous	Base	1
Reveal Magic	Self	30' radius	Instantaneous	Base	1
Level 2					
Acid Burst	Touch	1 Acid Vial	Game Day or until Used	Stat Breaker	2
Alchemical Potion of Freeze Poison	Touch	1 Potion	Game Day or until Used	Base	2
Create Oil	Touch	*Special	Instantaneous	Base	Var.
Thrown Alchemical Potion of Root	Touch	1 Bean Bag	Game Day or until Used	Base	2
Weapon Oil: Impact	Touch	1 Weapon	Game Day or until Used	Modifier	Var.
Level 3					
Aegis Oil: Acid Resistance	Touch	1 Suit of Armor	Game Day or until Used	Modifier	Var.
Brew Magical Alchemical Potion	Touch	1 Potion	Game Day or until Used	Base	Var.
Elemental Arrow	Touch	1 Arrow	Game Day or until Used	Modifier	3
Phylactery: Death Feint	Self	Self	5 Minutes	Base	3
Weapon Oil: Transmute	Touch	1 Weapon	Game Day or until Used	Modifier	3
Level 4					
Aegis Oil: Elemental Protection	Touch	1 Potion	Game Day or until Used	Modifier	Var.
Alchemical Potion: Neutralize Poison	Touch	1 Potion	Game Day or until Used	Base	4
Fence Item	Self	1 Item	Instantaneous	Base	4
Thrown Alchemical Potion of Healing	Touch	1 Potion	Game Day or until Used	Base	Var.
Thrown Alchemical Potion: Naptha	Touch	1	Game Day or until Used	Modifier	Var.
Level 5					
Elemental Grenade	Touch	1 Grenade	Game Day or until Used	Base	Var.
Enhance Acid	Touch	1 Vial	Game Day or until Used	Modifier	Var.
Plant Seek	Combat	Special	Var.	Var.	5
Phylactery: Injection	Self	Self	Game Day or until Used	Base	5

Name	Range	Area	Duration	Stacking	Cost
Weapon Oil: Elemental Weapon	Touch	1 Weapon	Game Day or until Used	Modifier	Var.
Level 6					
Alchemical Potion of Stasis	Touch	1 Potion	Game Day or until Used	Base	6
Bargain	Self	Self	Instantaneous	Base	6
Brew Magical Thrown Alchemical Potion	Touch	1 Thrown Potion	Game Day or until Used	Base	Var.
Potion Arrow	Touch	1 + Arrows	Game Day or until Used	Base	Var.
Level 7					
Elemental Limpet	Combat	5-foot Radius	1 Combat or Until Triggered	Base	7
Find Herbs	Touch	1 Herb or Root	Game Day or until Used	Var.	7
Level 8					
Fire / Ice / Lightning Wall	Touch	1"x30'x15'	5 Minutes	Base	Var.
Phylactery: Life Support	Self	Self	Instantaneous	Base	8
Thrown Alchemical Potion of Truth Force	Self	Self	Game Day or until Used	Base	LI
Level 9					
Phylactery: Regenerate	Self	Self	Game Day or until Used	Base	9
Stun Charge	Touch	1 Grenade	Game Day or until Used	Base	9
Level 10					
Phylactery: Autoinjection	Self	Self	Game Day or until Used	Base	10
Thrown Alchemical Potion of Killing Attack	Touch	1 Potion	Game Day or until Used	Base	10

Animator Specialization Abilities

While all Alchemist make potions, a few specialize in animating the dead and building constructs. The following abilities are gained by an Alchemist who specializes in animation and are in addition to the standard Alchemist abilities described above.

Animator's Focus

Range: Self

Duration: Permanent

Stacking: Base

The Animator gains an additional ability point at each level, 6 through 10. This is already included in the attributes chart.

Name	Range	Area	Duration	Stacking	Cost
Innate Abilities					
Animator's Focus	Self	Self	Permanent	Base	0
Level 6					
Construct: Animate Dead	Touch	1 Target	Special	Base	LI
Enhance Potion	Touch	1 Potion	Game Day or until Used	Modifier	Uses Level / Day
Guardian	Combat	130-foot Radius	2 Hours	Base	6
Thrown Alchemical Potion of Plant Attack	Touch	1 Potion	Game Day or until Used	Base	Var.
Level 7					
Control Undead	Combat	5-foot Radius	5 Minutes/Level	Base	LI
Life Spark	Touch	1 Target	Instantaneous	Base	7
Thrown Alchemical Potion of Hold Being	Touch	1 Potion	Game Day or until Used	Base	LI
Level 8					
Construct: Homunculus	Combat	1 Servant	5 Minutes	Base	8
Thrown Alchemical Potion of Petrify	Touch	1 Potion	Game Day or until Used	Base	LI
Level 9					
Alchemical Potion of Restore LP / SP	Touch	1 Potion	Game Day or until Used	Base	9
Animated Orbs	Combat	Self	1 Hour or Until Used	Modifier	9
Level 10					
Raise Dead	Touch	1 Target	Instantaneous	Base	10
Strengthen Undead	Touch	1 Undead Creature	1 Game Day	Modifier	10

Augmenter Specialization Abilities

Some Alchemists specialize in enhancing the body, both theirs and others. The following abilities are gained by Alchemist who specialize in augmenting themselves and others, and are in addition to the standard Alchemist abilities described above.

Additional Point of Armor

Range: Self

Duration: Permanent

Stacking: Base

At the 7th level, the Augmenter increases their armor by one point. This is already included in the attributes chart

Additional Point of Melee Damage

Range: Self

Duration: Permanent

Stacking: Base

At the 6th and 8th level, the Augmenter increases their melee damage by one point. This is already included in the attributes chart.

Name	Range	Area	Duration	Stacking	Cost
Level 6					
Additional Point of Melee Damage	Self	Self	Permanent	Base	0
Alchemist Potion of Additional Damage	Touch	1 Potion	Game Day or until Used	Modifier	Var.
Alchemist Potion of Strength	Self	Self	Game Day or until Used	Modifier	2,4,6, or 8
Improved Phylactery: Injection	Self	Self	Game Day or until Used	Base	0
Level 7					
Additional Point of Armor	Self	Self	Permanent	Base	0
Thrown Alchemical Potion of Cure Serious Wounds	Touch	1 Potion	Game Day or until Used	Base	Var.
Level 8					
Additional Point of Melee Damage	Self	S	Permanent	Base	0
Alchemical Potion of Battle Fever	Touch	1 Potion	Game Day or until Used	Modifier	8
Level 9					
Alchemist Potion: Hulking Brute	Touch	1 Potion	Game Day or until Used	Modifier	9
Level 10					
Death Commitment	Self	Self	Special	Base	10
Improved Phylactery: Auto-Injection	Self	Self	Game Day or until Used	Base	0

Poisoner Specialization Abilities

Potions have a dark side, not only can they heal, they can kill in various unique ways. The following abilities are gained by Alchemist who specializes in poison and are in addition to the standard Alchemist abilities described above.

Additional Point of Missile Damage

Range: Self

Duration: Permanent

Stacking: Base

At 6th and 10th level, the Poisoner increases his marginal, and critical, archery damage by one point. This is already included in the attributes chart.

Name	Range	Area	Duration	Stacking	Cost
Level 6					
Additional Point of Missile Damage	Self	Self	Permanent	Base	0
Brew Poison: Spell Plague Poison	Touch	1 Bean Bag	Game Day or until Used	Debuff	6
Improved Potion Arrow	Touch	1 or more Arrows	Game Day or until Used	Base	Var.
Kill Dagger	Touch	1 Target	15 Minutes	Base	6
Level 7					
Brew Poison: Venom Poison	Touch	1 Weapon	Next Successful Weapon Strike	Modifier	7
Thrown Alchemical Potion of Hold Being	Touch	1 Potion	Game Day or until Used	Base	LI
Level 8					
Brew Poison: Agony Poison	Touch	1 Bean Bag	Game Day or until Used	Debuff	8
Level 9					
Phylactery: Immunity to Poison	Self	Self	5 Minutes or 1 Combat	Base	9
Poison Limpet	Combat	5-foot Radius	Instantaneous	Base	9
Level 10					
Additional Point of Missile Damage	Self	Self	Permanent	Base	0
Brew Poison: Red Death	Touch	1 Weapon	Next Successful Weapon Strike	Modifier	10

Chapter 4: Bard



What is a Bard?

The power of magic and persuasion resides in the Bard's voice, instruments, and songs. A bard is much more than a performer; they are a walking storehouse of lore, a keeper of knowledge, and a student of the world.

Famous Bardic tropes: Taliesin™, Elrond™, or Jaskier from the Witcher™.

What Role do they fill on a team?

A bard's primary role is gaining information and providing buffs for their team. They can stand in the front line based on their specialty, or, though their versatility and ability, fill many different roles on a team.

Why play a Bard?

A bard is the ultimate Jack of all Trades. Depending on their specialty, they can stand in as a front-line fighter, or, using their wide array of skills and abilities, they can perform roles from healer, to thief, to druid, to party buffs.

At the 6th level, each Bard chooses to specialize in one of the following fields, [Maestro](#), [Swashbuckler](#), or [Wanderer](#); once chosen, this specialization may never be changed.

Base Attributes

This section provides the Base attributes for a Bard of each level. With the exception of Hit Points, these values are immutable and can never be permanently changed.

Weapons and Armor

The damage table below provides damage values for the class. Damage is not cumulative – you cause only the damage listed for your current level. The armor table provides Base values for each armor type.

[Missile Weapon Usage:](#) Yes

[Weapon Group:](#) Single Weapon

[Armor:](#) Cloth Armor, Leather Armor, Chain Mail

[Shield Usage:](#) Buckler

Level	Melee Damage	Marginal Archery Damage	Critical Archery Damage	Thrown Damage
1	1	1	3	1
2	2	2	4	2
3	3	3	5	2
4	4	4	6	3
5	5	5	7	4
6	5	5	7	4
7	6	6	8	5
8	6	6	8	5
9	7	7	9	6
10	7	7	9	6

Level	No Armor	Cloth Armor	Leather Armor	Chain Mail	Plate Mail
1-10	0	1	2	3	N/A

Hit Points and Spell Points

The Hit Point and Spell Point table below provides base Hit Points and spell points for each level. Hit Points and Spell Points are not cumulative – you receive only the points listed for your current level.

Level	Limb Points	Hit Points	Spell Points
1	3	19	25
2	3	22	30
3	3	25	35
4	4	28	40
5	5	31	45
6	6	34	50
7	7	37	55
8	8	40	60
9	9	43	65
10	10	46	70

Casting Time:

Unless otherwise stated in the spell, all spells have a default casting time.

Innate: 0 seconds

1st – 5th: 5 Seconds

6th – 10th: 10 Seconds

Bard Spells

A Bard should carry some type of instrument with them at all times. This instrument is the primary focus for a bard's music, even if it is just a small whistle to help set their tone. Bards tend to use grand gestures while performing but the true power of the bard lies in her voice. All the bardic abilities can be cast by voice alone.

Innate Abilities

Instrumental Focus

Upon character creation, a bard must select one of the following musical instrument types as their instrument of choice: Brass, Harp/Keyboard, Percussion, String, Voice, or Woodwind. A bard can use any musical instrument to cast their spells,

but they can only specialize in 1 type. However, when the bard uses an instrument of their chosen type, they can gain a slight advantage when casting certain spells. The bard must have that type of instrument on their person to gain the advantages of Instrumental Focus. A bard can use this bonus ½ times per level, per ability, round up (min 1).

In addition to the advantages gained on certain spells, a Bard may cast [Legend Lore](#) for free on an instrument that they can see or if they hear the name of a famous instrument. Subject to GM knowledge.

Brass: +1 outgoing LI when casting [Dispel Magic](#) and can target an additional victim with [Stun](#).

Harp/Keyboard: +1 outgoing LI when casting [Crash Time](#), and [Earth Calming](#) can affect 1 additional creature.

Percussion: +1 outgoing LI when casting [Confusion](#) and inflicts an additional -1 whenever casting [Pain Strike](#).

String: +1 outgoing LI when casting [Enthrall](#) and [Mute](#).

Voice: When casting the [Battle Song](#) the bard may cast it at +1 LI.

Woodwind: +1 casting level when casting [Ki'ai](#) and can extend their [+1/+2 vs Charm](#) to all allies within combat range for 5 mins per level or 1 combat.

Fluency

Range: Combat

Duration: 5 Minutes

Stacking: Base

Due to their travels, a Bard can converse in and understand all non-magical languages spoken around her, like the spell [Speakeasy](#). In addition, the Bard can translate written text like the spell [Read Language](#). A Bard can use this ability a number of times a day equal to their level.

Bardic Spells

Name	Range	Area	Duration	Stacking	Cost
Innate					
Fluency	Combat	Self	5 Minutes per level	Base	Level
Instrumental Focus	Combat	Varies	Varies	Base	0
1st Level					
Crash Time	Combat	5-foot radius	1 Minute	Base	LI
Fog Brain (Pool)	Combat	1 target / level	Instantaneous	Base	LI
Healing Potion	Touch	1 Potion	Game Day or until used	Base	Var
Legend Lore	Self	1 Item	Instantaneous	Base	1
Pick Locks	Touch	1 Target	Special	Base	1/2 level / lock
Savvy	Touch	1 Target	Instantaneous	Base	1
2nd level					
Battle Song	Melee	10 Targets	1 combat or 1 game day	Modifier	Var
Enthrall (Pool)	Combat	1 target per level	5 minutes per level	Base	LI
Know Aura (Pool)	Combat	1 target	Instantaneous	Base	2

Name	Range	Area	Duration	Stacking	Cost
Major Lore	Self	1 target	Instantaneous	Base	2
Sonic Strike	Combat	1 target	Instantaneous	Base	Var
3rd level					
+1 vs. Charm Effects	Self	Self	Permanent	Base	0
Curse I	Combat	1 Target	1 Combat	Debuff	3
Elemental Damage	Touch	1 Weapon	1 Combat	Modifier	3
Elemental Protection	Touch	1 Target	5 minutes per level	Modifier	Var
Memory	Self	Self	Instantaneous	Base	Level
4th Level					
Confusion	Combat	1 Target	5 Minutes	Base	LI
Dispel Magic	Combat	1 Spell	Instantaneous	Base	LI
Plant Attack	Combat	1 Target	5 Minutes	Base	Var
Scry Glyph/Sigil	Combat	1 Glyph	Instantaneous	Base	4
5th Level					
Bypass Glyph/Sigil	Self	Self	Special	Base	Level
Dueling	Self	Self	Permanent	Base	0
Improved Sonic Strike	Combat	1 Target	Instantaneous	Base	Var
Pain Strike	Combat	1 Target	1 Combat	Modifier	Var
Wathit	Combat	1 Target	Instantaneous	Base	Var
Level 6					
Earth Calming	Combat	1 Target	5 minutes per level	Base	6
Ki'ai	Combat	5-foot radius	Instantaneous	Base	6
Marching Song	Melee	10 Targets	1 combat or 1 game day	Modifier	6
Summon Elemental Essence	Melee	10 Targets	5 Minutes or 1 Combat	Modifier	6
Level 7					
+2 vs. Charm Effects	Self	Self	Permanent	Base	0
Curse II	Combat	1 Target	5 Minutes or 1 Combat	Debuff	7
Mute (Pool)	Combat	1 Target	5 Minutes	Base	LI
Stun	Combat	1 Target	Instantaneous	Base	7
Level 8					
Discern Person or Creature	Combat	Special	5 minutes per level	Base	8
Inspiring Song - Trance	Melee	10 Targets	1 combat or 1 game day	Modifier	8
Level 9					
Become One with the Music	Self	Self	5 Minutes or 1 Combat	Var.	9
Fascinate (Pool)	Combat	10' Radius	Instantaneous	Modifier	LI.

Name	Range	Area	Duration	Stacking	Cost
Level 10					
Bardic Epic	Melee	10 Targets	5 Minutes or 1 Combat	Modifier	10
Unraveling Song	Combat	1 Target	Instantaneous	Base	1 / day

Maestro Specialization

A Maestro masters many instruments and the abilities each instrument enhances. The following abilities are gained by Bards who specialize in music and songs and are in addition to the standard Bard abilities described above.

Name	Range	Area	Duration	Stacking	Cost
Level 6					
2nd Additional Instrument	Self	Self	Permanent	Base	0
Instrumental Focus I	Self	Self	Permanent	Modifier	Perm
Level 7					
3rd Additional Instrument	Self	Self	Permanent	Base	0
Distrust	Self	1 Spell	Instantaneous	Modifier	No Limit
Level 8					
4th Additional Instrument	Self	Self	Permanent	Base	0
Instrumental Focus II	Self	Self	Permanent	Modifier	Perm
Level 9					
5th Additional Instrument	Self	Self	Permanent	Base	0
Conductor	Melee	10' Radius	Instantaneous	Base	10
Level 10					
Instrumental Focus III	Self	Self	Permanent	Modifier	Perm
Magnum Opus	Combat	5-foot Radius	Instantaneous	Debuff	10

Swashbuckler Specialization

A Bards music and wit often offend those in power, and a few Bards specialize in defending themselves. The following abilities are gained by Bards who specialize in fighting and are in addition to the standard Bard abilities described above.

Name	Range	Area	Duration	Stacking	Cost
Level 6					
Enhanced Swashbuckler	Self	Self	Permanent	Base	0
Level 7					
Cloak	Self	Self	Permanent	Base	0
Level 8					
Deceptive Song I	Self	Self	Permanent	Base	0
Level 9					
Dodge Blow	Self	1 Blow	Instantaneous	Base	1/2 Level
Level 10					
Deceptive Song II	Self	Self	Permanent	Base	0

Wanderer Specialization

The following skill, spells, or abilities are gained by Bards who refuse to specialize and instead wander the world seeking knowledge and are in addition to the standard Bard abilities described above.

Name	Range	Area	Duration	Stacking	Cost
Level 6					
Additional Skill I	Self	Self	Permanent	Base	Var.
Forsee	Self	1 Question	Instantaneous	Base	Uses 1/2 level
Level 7					
Additional Spell I	Self	Self	Permanent	Base	Var.
Shadows of Concealment (Pool)	Touch	1 Target	5 minutes per level	Modifier	LI
Level 8					
Additional Skill II	Self	Self	Permanent	Base	Var.
Personal Augury	Self	1 Question	Instantaneous	Base	8
Level 9					
Additional Spell II	Self	Self	Permanent	Base	Var.
Speed	Self	Self	15 Seconds	Base	9
Level 10					
Additional Skill or Spell III	Self	Self	Permanent	Base	Var.
Specialty Skill or Spell	Self	Self	Permanent	Base	Var.

Chapter 5: Cleric



What is a Cleric?

A cleric is a holy warrior in the service of their god/goddesses. They communicate with their deity to gain knowledge, ask for blessings and healings, or acquire abilities to smite their enemies.

Famous Cleric tropes: Friar Tuck™, Van Helsing™, or Yvonel Baenre™.

What Role do they fill on a team?

The Cleric is unrivaled by any character class in terms of variety and degree of healing, their ability to protect from harm, their capacity to gain general information about a specific occurrence or situation, and their skill in dealing with the undead.

Why play a Cleric?

Clerics are the best healers in the game and have some of the most potent protections available to a class. They are the bane of undead, and, depending on their specialty, they can stand in the front lines as a Battle Cleric or walk through a battle virtually immune as a healer.

At the 6th level, each Cleric chooses to specialize in one of the following fields, [Battle Cleric](#), [Healer](#), or [Monster Hunter](#); once chosen, this specialization may never be changed.

Base Attributes

This section provides the Base attributes for a Cleric of each level. With the exception of Hit Points, these values are immutable and can never be permanently changed.

Weapons and Armor

The damage table below provides damage values for the class. Damage is not cumulative – you cause only the damage listed for your current level. The armor table provides Base values for each armor type.

Missile Weapon Usage: Monster Hunter only

Weapon Group: Great Weapon, Weapon and Shield

Armor: Cloth Armor, Leather Armor, Chain Mail. Any for Battle Cleric

Shield Usage: Any

<i>Level</i>	<i>Melee Damage</i>		<i>Marginal Archery Damage</i>		<i>Critical Archery Damage</i>		<i>Thrown Damage</i>	
1	1		NA		NA		1	
2	2		NA		NA		2	
3	2		NA		NA		2	
4	3		NA		NA		3	
5	4		NA		NA		4	
	<i>Cleric</i>	<i>Battle Cleric</i>	<i>Cleric</i>	<i>Monster Hunter</i>	<i>Cleric</i>	<i>Monster Hunter</i>	<i>Cleric</i>	<i>Battle Cleric</i>
6	4	4	NA	6	NA	8	4	5
7	5	6	NA	7	NA	9	5	6
8	5	6	NA	7	NA	9	5	6
9	6	7	NA	8	NA	10	6	7
10	6	7	NA	8	NA	10	6	7

<i>Level</i>	<i>No Armor</i>	<i>Cloth Armor</i>	<i>Leather Armor</i>	<i>Chain Mail</i>	<i>Plate Armor</i>
1-10	0	1	2	3	NA
Battle Cleric 6+	0	1	2	3	4

Life and Spell Points

The Life and Spell Point table below provides Base life and spell points for each level. Life and spell points are not cumulative – you receive only the points listed for your current level.

<i>Level</i>	<i>Limb Points</i>	<i>Hit Points</i>	<i>Spell Points</i>
1	3	19	25
2	3	22	30
3	3	25	35
4	4	28	40
5	5	31	45
6	6	34	50
7	7	37	55
8	8	40	60
9	9	43	65
10	10	46	70

Casting Time:

Unless otherwise stated in the spell, all spells have a default casting time.

Innate: 0 seconds

1st – 5th: 5 Seconds

6th – 10th: 10 Seconds

Cleric Spells

Every cleric carries a holy symbol dedicated to their Deity. Every cleric starts a game with a holy symbol, but if it is lost or destroyed the symbol must be recreated using the Consecrate Holy Symbol spell. This holy symbol is good for the game day. Between games the clerics order will replace the holy symbol that was lost or destroyed. This symbol can be as simple or complex as the Cleric desires, but the holy symbol is required to [Turn Undead](#) creatures.

To avoid causing insult to other people’s religions or beliefs, crosses, pentagrams, or other similarly recognized religious symbols should not be used as holy symbols.

A Cleric can convert willing characters to his religion and may have followers. These converts should follow the dictates of the Cleric’s religion and may wish to donate money to the faith or perform duties, such as quests, for the Cleric.

Clerics possess some innate knowledge of glyphs and will know the details of the following glyphs without the use of the [Scry Glyph](#) spell: 4th level—Svarq, 5th level—Uvas, 6th level—Wid, 7th level—Malagorth, 8th level—Pyro, 9th level—Cryo, and 10th level—Mord.

Innate Abilities

Detect Good/Neutral/Evil

Range: Self

Duration: 30 seconds

Stacking: Base

With the use of this ability, the Cleric can detect either Good, Neutral, or Evil emanations from all targets in the area of effect. This ability works in a path that is 3 feet wide by 10 feet long by 10 feet in height that may be moved. For each use, the Cleric must specify whether he is detecting for Good or Evil, and he will receive a simple Yes or No to indicate whether the chosen emanation is within the area of effect. This ability requires no invocation, but 30 seconds must pass between uses. This ability is blocked by 1-inch of wood, earth, stone, or metal, but cannot be blocked by shields.

Identify Undead

Range: Combat

Duration: Instantaneous

Stacking: Base

With this skill the Cleric can determine what type of undead he is looking at; types of undead include zombies, ghouls, ghosts, skeletons, mummies, vampires, liches, and others as included in game design. This ability will not tell the Cleric any particular abilities of the undead creature.

Turn Undead

Range: Combat

Duration: 1-minute

Stacking: Base

A Cleric can channel the power of his deity to [Turn Undead](#) creatures of his level or below. When attempting to [Turn Undead](#), the Cleric should hold out his holy symbol and call out “Turn”, his level of effect, and the targets to be turned. If the targets are affected, then they must turn directly away (180 degrees) from the Cleric and move away at normal speed for 1 minute. If attacked during this skill the affected targets may fight normally as long as they continue to move away from the Cleric that performed the [Turn Undead](#). The Cleric may attempt to [Turn Undead](#) once every 5 seconds.

If an undead creature is under the effects of a [Control Undead](#) spell cast by another character, the Cleric may still attempt a [Turn Undead](#). If the turning is successful, the character controlling the undead creature will only be able to issue orders that

do not interfere with the requirements of [Turn Undead](#). For example, for the duration of the turn, the undead could only be commanded to do whatever actions it could normally perform while walking in a particular direction. This is an LI ability.

Clerical Spells

Name	Range	Area	Duration	Stacking	Cost
Innate					
Detect Good/Neutral/Evil	Self	3'x10'x10'	30 secs	Base	0
Identify Undead	Combat	1 target	Instantaneous	Base	0
Turn Undead	Combat	2 targets	1 min	Base	0
Level 1					
Enhance Armor	Melee	10 targets	1 combat or Game Day	Modifier	Var
Haven (Pool)	Touch	1 target	5 mins/level	Modifier	LI
Heal	Touch	1 target	Instantaneous	Base	Var
Religion Lore	Self	1 Religion	Instantaneous	Base	1*
Repulse Good/Neutral/Evil (Pool)	Touch	1 target	5 mins/level	Base	LI
Reveal Magic	Self	30' radius	Instantaneous	Base	1
Reveal Supernatural Creatures	Self	30' radius, 10' high ½ circle	Instantaneous	Base	1
Simon's Spell (Pool)	Combat	1 target	5 mins	Base	LI
Level 2					
Additional Armor and Damage vs. Supernatural	Self	Self	1 combat or Game Day	Modifier	Var
Bump of Direction	Plane	1 target	Instantaneous	Base	2
Create Holy Water	Touch	6 vials	Instantaneous	Base	2
Foresee	Self	1 Question	Instantaneous	Base	Var
Freeze Disease	Touch	1 target	30 mins	Base	2
Freeze Poison	Touch	1 target	30 mins	Base	2
God's/Goddess's Boon	Touch	Var	Instantaneous	Base	2
Know Religion	Combat	1 target	Instantaneous	Base	2*
Supernatural Wathit	Combat	1 target	Instantaneous	Base	2
Level 3					
Blessed Bolt	Combat	1 target	Instantaneous	Base	3
Consecrate/Desecrate Ground	Combat	15' radius	Permanent	Modifier	3
Diagnose	Touch	1 target	Instantaneous	Base	3
Elemental Protection	Touch	1 target	5 mins/level	Modifier	Var
God's/Goddess's Favor	Self	Self	5 mins/level	Modifier	3
Know Aura (Pool)	Combat	1 target	Instantaneous	Base	3
Physical Protection	Self	Special	5 mins/level	Base	3
Remove Curse (Pool)	Touch	1 Curse	Instantaneous	Base	LI
Reveal Curse	Self	30' radius	Instantaneous	Base	3
Reveal Glyph/Sigil	Self	30' radius	Instantaneous	Base	3
Sanctify Weapon	Touch	1 melee weapon	1 combat or Game Day	Modifier	Var
Scry Glyph/Sigil	Combat	1 glyph	Instantaneous	Base	3

Name	Range	Area	Duration	Stacking	Cost
Level 4					
Ashes to Ashes	Combat	1 target	Instantaneous	Base	4
Bypass Glyph/Sigil	Self	Self	Special	Base	
Control Undead	Combat	5' radius	5 mins/level	Base	LI
Create Sigil	Touch	Special	Triggered or Game Day	Base	Var
Neutralize Disease	Touch	1 target	Instantaneous	Base	4
Neutralize Poison	Touch	1 target	Instantaneous	Base	4
Pain Strike	Combat	1 target	1 combat	Modifier	Var
Regenerate Limb	Touch	1 target	Special	Base	4
Remove Glyph/Sigil	Touch	1 glyph/sigil	Instantaneous	Base	LI
Level 5					
Converse	Combat	10 targets	5 mins/level	Base	5
Cure Serious Wounds	Touch	1 target	Instantaneous	Base	Var
Dispel Magic	Combat	1 Spell	Instantaneous	Base	LI
Extend Sigil	Touch	1 Sigil	Triggered or Game Day	Stat Break	5
Life Spark	Touch	1 target	Instantaneous	Base	5
Spell Point Transfer	Touch	2 targets	Instantaneous	Base	Var
Wrath	Combat	1 target	Triggered or Game Day	Base	5
Level 6					
Animate Dead	Touch	1 target	Special	Base	LI
Disrupt	Combat	5' radius	Instantaneous	Base	6
Empower Sigil	Touch	1 Sigil	Triggered or Game Day	Stat Break	6
God's/Goddess's Hammer	Combat	5' radius	Instantaneous	Base	6
Mute (Pool)	Combat	1 target	5 mins	Base	LI
Speak with Dead	Touch	1 target	Special	Base	Var
Stasis	Combat	1 target	30 mins	Base	6
Level 7					
Blessed Arrow	Touch	1 Arrow	Triggered or Game Day	Modifier	7
Cleanse	Touch	1 target	Instantaneous	Base	7
Dread Sigil	Touch	1 Sigil	Triggered or Game Day	Stat Break	7
God's/Goddess's Shadow	Self	Self	5 mins/level	Modifier	7
Hold Being (Pool)	Combat	1 target	1 min	Base	LI
Invoke	Touch	1 target	5 mins/level	Modifier	7
Life Enhancement	Touch	1 target	Game Day	Modifier	7
Ranged Heal	Combat	1 target	Instantaneous	Base	Var
Level 8					
Commune	Self	Self	1 question	Base	8
Group Haven (Pool)	Melee	5' radius	5 mins/level	Base	LI
Regenerate	Touch	1 target	Triggered or Game Day	Base	8

Name	Range	Area	Duration	Stacking	Cost
Truth Force (Pool)	Combat	1 target	5 mins	Base	LI
Level 9					
Killing Attack vs. Supernatural Creature	Combat	1 target	Instantaneous	Base	9
Purify	Touch	1 target	Instantaneous	Base	9
Improved Regenerate Limb	Touch	1 target	Special	Base	9
Restore Permanent Life/Spell Point	Touch	1 target	Instantaneous	Base	9
Level 10					
Awe (Pool)	Combat	5' radius	Var	Base	LI
Create Glyph	Touch	Special	Triggered or Game Day	Base	Var
Raise Dead	Touch	1 target	Instantaneous	Base	10

Battle Cleric Specialization

Some Clerics are the martial arm of their church, joining the frontlines of battles against the enemies of their deity. The following abilities are gained by Clerics who specialize in Battle and are in addition to the standard Cleric abilities described above.

Battle Training

Range: Self

Duration: Permanent

Stacking: Base

At 6th level Battle Clerics gain the ability to wear Plate Mail

Additional Damage

Range: Self

Duration: Permanent

Stacking: Base

At 7th level, Battle Clerics gain an additional point of damage. This additional damage is reflected in the damage table at the beginning of this chapter.

Name	Range	Area	Duration	Stacking	Cost
Level 6					
Battle Training	Self	Self	Permanent	Base	0
Curse I	Combat	1 target	5 mins/ 1 combat	Modifier	6
Level 7					
Additional Damage	Self	Self	Permanent	Base	0
Improved Wrath	Self	Self	Permanent	Base	0
Level 8					
Curse II	Combat	1 target	5 mins/ 1 combat	Modifier	8
Improved God/Goddess Hammer	Self	Self	Permanent	Base	0
Level 9					
Hounds of War	Combat	10 targets	5 mins/ 1 combat	Modifier	½ level uses
Penitent Strike: No Defense	Melee	1 target	Instantaneous	Base	9
Level 10					
Avatar of War	Self	Self	Special	Base	10
God/Goddess Blessing	Combat	10 targets	Game Day	Base	0

Healer Specialization

There are Clerics who chose to master the art of healing. They are without equal when it comes to keeping a party alive. The following abilities are gained by Clerics who specialize in Healing and are in addition to the standard Cleric abilities described above.

Name	Range	Area	Duration	Stacking	Cost
Level 6					
Counter Heal	Combat	1 Target	Next heal spell	Base	Uses Level
Improved Healing	Self	Self	Permanent	Base	0
Improved Life Spark	Self	Self	Permanent	Base	0
Level 7					
Improved Ashes to Ashes	Combat	5' radius	Instantaneous	Base	0
Improved Life Enhancement	Self	Self	Permanent	Base	0
Level 8					
Full Heal	Touch	1 target	Instantaneous	Base	8
Improved Regenerate	Self	Self	Permanent	Base	0
Level 9					
Empathic Recovery	Self	Self	Triggered or Game Day	Base	Special
Improved Ranged Heal	Combat	1 target	Instantaneous	Base	Var
Level 10					
Group Heal	Combat	3 targets	Instantaneous	Base	10
Improved Raise Dead	Touch	1 target	Instantaneous	Base	10

Monster Hunter Specialization

There are Clerics whose calling is to hunt down and destroy monsters to make the world a safer place. The following abilities and spells are gained by Clerics who specialize in hunting down dangerous monsters and are in addition to the standard Cleric abilities described above.

Bow Training

Range: Self

Duration: Permanent

Stacking: Base

At the 6th level, Monster Hunters gain the ability to use a ranged weapon such as a bow, crossbow, etc. This ranged damage is reflected in the damage table at the beginning of this chapter. The clerical spell [Additional Armor and Damage vs Supernatural](#) will also increase bow damage.

Monster Bane I

Range: Self

Duration: Permanent

Stacking: Base

A Monster Hunter may choose to specialize in one supernatural creature type. The creature type chosen will be affected by all the Monster Hunters SAS that normally affect undead. Additionally, the Monster Hunter can cast [Additional Armor and Damage vs Supernatural](#) as if they were 1 level higher. The type of creature must either be, Celestial (Holy), Fey (Neutral), Infernal (Profane), Lycanthrope, Supernatural, or Undead.

Monster Bane II

Range: Self

Duration: Permanent

Stacking: Base

At the 8th level, a Monster Hunter may choose to specialize in one additional supernatural creature type. The creature type chosen will be affected by all the Monster Hunters SAS that normally affect undead. The type of creature must either be, Celestial (Holy), Fey (Neutral), Infernal (Profane), Lycanthrope, Supernatural, or Undead.

Monster Bane III

Range: Self

Duration: Permanent

Stacking: Base

At the 10th level, a Monster Hunter may choose to specialize in one additional supernatural creature type. The creature type chosen will be affected by all of the Monster Hunters SAS that normally affects undead. The type of creature must either be, Celestial (Holy), Fey (Neutral), Infernal (Profane), Lycanthrope, Supernatural, or Undead.

Name	Range	Area	Duration	Stacking	Cost
Level 6					
Bow Training	Self	Self	Permanent	Base	0
Improved Control Undead I	Combat	5' radius	5 mins/level	Base	LI
Improved God/Goddess Hammer - Hostile	Self	Self	Permanent	Base	Uses ½ level
Improved Repulse Good/Neutral/Evil I	Touch	1 target	5 mins/level	Base	LI
Improved Turn Undead I	Combat	½ level targets	1 min	Base	0
Wathit	Combat	1 target	Instantaneous	Base	Uses ½ level
Level 7					
Improved Animate Dead	Touch	1 target	Permanent	Base	0
Monster Bane I	Self	Self	Permanent	Base	0
Level 8					

Name	Range	Area	Duration	Stacking	Cost
Improved Repulse Good / Neutral / Evil II	Touch	1 target	5 mins/level	Base	LI
Improved Turn Undead II	Combat	½ level targets	1 min	Base	0
Monster Bane II	Self	Self	Permanent	Base	0
Level 9					
Improved Control Undead II	Combat	5' radius	5 mins/level	Base	LI
Killing Attack vs. Supernatural Creature	Melee	1 target	Instantaneous	Base	9
Level 10					
Killing Arrow vs. Undead	Self	1 Arrow	Instantaneous	Base	10
Monster Bane III	Self	Self	Permanent	Base	0

Chapter 6: Druid



What is a Druid?

A Druid acts as nature's champion and wields nature-themed magic. They possess an understanding of the powerful elements that make up the world and manipulate them in their cause.

Famous Druid tropes: Merlin™, Atticus from Iron Druid™, or Radagast the brown™.

What Role do they fill on a team?

The Druid has more versatility in general and can do some things that would take several other classes working together to accomplish.

Why play a Druid?

A Druid wields powerful magic, and they can change into fearsome fighting creatures at later levels. A Druid has an intimate association with the natural world and cannot use metal armor, shields, or weapons; however, the Druid's weapons are as effective and durable as weapons made of steel.

At the 6th level, each Druid chooses to specialize in one of the following fields, [Blighter](#), [Pack Druid](#), or [Shifter](#); once chosen, this specialization may never be changed.

Base Attributes

This section provides the Base attributes for a Druid of each level. With the exception of Hit Points, these values are immutable and can never be permanently changed.

Weapons and Armor

The damage table below provides damage values for the class. Damage is not cumulative – you cause only the damage listed for your current level. The armor table provides Base values for each armor type.

Missile Weapon Usage: No

Weapon Group: Staff / Spear, Weapon and Shield

Armor: Cloth Armor, Leather Armor.

Shield Usage: Shield or Buckler

Level	Melee Damage		Marginal Archery Damage	Critical Archery Damage	Thrown Damage
1	1		2	4	1
2	2		3	5	2
3	2		3	5	2
4	3		4	6	3
5	4		5	7	4
	Druid	Shifter	Druid	Druid	Druid
6	4	5	5	7	4
7	5	6	6	8	5
8	5	6	6	8	5
9	6	7	7	9	6
10	6	7	7	9	6

Level	No Armor	Cloth Armor	Leather Armor	Chain Mail	Plate Mail
1-10	0	1	2	NA	NA

Hit Points and Ability Points

The Hit Points and Spell Point table below provides Base life and Ability Points for each level. Hit Points and spell points are not cumulative – you receive only the points listed for your current level.

Level	Limb Points	Hit Points	Spell Points
1	3	19	25
2	3	22	30
3	3	25	35
4	4	28	40
5	5	31	45
6	6	34	50
7	7	37	55
8	8	40	60
9	9	43	65
10	10	46	70

Casting Time:

Unless otherwise stated in the spell, all spells have a default casting time.

Innate: 0 seconds

1st – 5th: 5 Seconds

6th – 10th: 10 Seconds

Innate Skills

Animal Pact

Range: Self

Duration: Permanent

Stacking: Base

The Druid can make a pact with a single creature type corresponding to the [Aspect of the Beasts](#) (bear, falcon, mongoose, panther, snake, or wolf). All animals affected by the [Animal Pact](#) will be under the effects of a permanent [Animal Tamer](#) towards the Druid and will remain peaceful unless provoked. Any aggressive behavior by the Druid towards an affected animal will break the pact (GM discretion). When casting [Aspect of the Beasts](#), the Druid will spend 1 less spell point for the chosen [Animal Pact](#) type.

This skill can only be used one time ever by the Druid, and the pact must be recorded with the IFGS Registry. If the pact is ever broken, the Druid must record the loss of the pact with the IFGS Registry. Once a pact is lost it cannot be reestablished except by game design.

Heal Plant/Animal

Range: Touch

Duration: Instantaneous

Stacking: Base

The Druid can heal an injured or diseased non-sentient plant or animal.

Identify Plant/Animal

Range: Touch

Duration: Instantaneous

Stacking: Base

The Druid can identify a non-magical plant or animal and will learn basic information such as what it is called and what it does.

Identify Pure Water

Range: Touch

Duration: Instantaneous

Stacking: Base

The Druid can tell whether water is pure and drinkable. If the water is not pure, this ability will not identify the pollutant.

Preserve Plant

Range: Touch

Duration: Game Day

Stacking: Base

With this spell the Druid can preserve a non-sentient plant for one game day; the plant will remain as fresh as it was when it was first picked. The spell will preserve one dose or one potion's worth of a magical herb, root, or plant, but will preserve up to ½ cubic foot of one type of non-magical herb, root, or plant.

Speak with Plant/Animal

Range: Self

Duration: Unlimited

Stacking: Base

With the use of this skill, the Druid can speak with and understand a non-sentient plant or animal. The plant or animal will not necessarily cooperate with the Druid, but the Druid will be able to communicate with it.

Druidical Spells

Name	Range	Area	Duration	Stacking	Cost
Innate					
Animal Pact	Self	Self	Permanent	Base	0
Heal Plant/Animal	Touch	1 Target	Instant	Base	0
Identify Plant/Animal	Touch	1 Target	Instant	Base	0
Identify Pure Water	Touch	1 Target	Instant	Base	0
Preserve Plant	Touch	Special	Game Day	Base	0
Speak with Plant/Animal	Touch	Self	Unlimited	Base	0
Level 1					
Animal Tamer	Combat	1 Target	10 Minutes	Base	1
Camp Fire	Combat	1-foot radius	5 mins/ level	Base	1
Celtic Fist	Touch	1 weapon	1 combat	Modifier	1
Clinging Vine	Combat	5-foot radius	1 combat	Base	LI
Faery Lights	Self	Special	30 mins	Base	1

Name	Range	Area	Duration	Stacking	Cost
Heal	Touch	1 Target	Instant	Base	Var.
Nature Lore	Self	Special	Instant	Base	1*
Reveal Magic	Self	30-foot Radius	Instant	Base	1
Spring Water	Touch	5 gallons	Instant	Base	1
Level 2					
Enthrall (Pool)	Combat	1 Target	5 mins/ level	Base	LI
Flare	Combat	1 Target	30 mins or until thrown	Base	Var.
Know Plant	Combat	1 Target	Instant	Base	2
Rhino Hide	Self	Self	1 combat	Modifier	2
Warp	Combat	Special	Instant	Base	2
Level 3					
Animal Mind	Combat	1 Target	1 minute	Base	LI
Death Feint	Self	Self	5 minutes	Base	3
Elemental Arrow	Touch	1 Arrow	Game Day or until used	Modifier	3
Elemental Damage	Touch	1 Weapon	1 combat	Modifier	Var.
Elemental Protection	Touch	1 Target	5 mins/ level	Modifier	Var.
Insect Bane	Touch	1 Target	5 mins/ level	Base	3
Insect Strike (Pool)	Combat	1 Target	5 minutes	Base	LI
Plant Attack (Pool)	Combat	1 Target	1 minute	Base	LI
Level 4					
Elemental Strike	Combat	1 Target	Instant	Base	Var.
Gale	Combat	5-foot radius	Instant	Base	4
Neutralize Poison	Touch	1 Target	Instant	Base	4
Tree Shift	Self	Self	5 minutes	Base	4
Level 5					
Blood Heat	Combat	1 Target	5 minutes	Base/ Modifier	5
Dispel Magic	Combat	1 Spell	Instant	Base	LI
Earth Slap	Self	Self	5 mins/ level	Base	5
Elephant Hide	Self	Self	1 combat	Modifier	5
Enhanced Elemental Protection	Touch	1 Target	5 mins/ level	Modifier	Innate
Plant Seek	Combat	Special	Var.	Var.	5
Level 6					
Cure Serious Wounds	Touch	1 Target	Instant	Base	Var.
Earth Calming	Combat	1 Target	5 mins/ level	Base	6

Name	Range	Area	Duration	Stacking	Cost
Mist Bridge	Touch	3'x30'	5 minutes	Base	6
Rock to Mud	Combat	Special	5 mins/ level	Base	6
Seeds of the Elements	Combat	Special	Game Day or until used	Base	6
Shadows of Concealment (Pool)	Touch	1 Target	5 mins/ level	Modifier	L1
Speak to Winds	Sight	Special	5 minutes	Base	6
Level 7					
Dust Storm	Combat	5-foot radius	1 minute	Base	7
Mist Servant	Combat	1 Servant	5 minutes	Base	7
Level 8					
Aspect of the Beasts	Self	Self	5 Minutes or 1 combat	Var.	8
Dragon Hide	Self	Self	1 combat	Modifier	8
Flower of Avalon	Combat	Special	Special	Base	8
Hurricane Winds	Combat	5-foot radius	Instant	Base	8
Lightbeam	Combat	1 Target	Instant	Base	8
Level 9					
Aspect of the Elements	Self	Self	5 Minutes or 1 combat	Var.	9
Elemental Fury	Combat	10-foot radius	Instant	Base	9
Level 10					
Earth Healing	Self	Self	instant	Base	10
Summon Storm	Self	Self	5 Minutes or 1 combat	Stat Break	10

Blighter Specialization

Not all Druids are peaceful; some believe that the damage done to the forest must be met with violence. The following abilities are gained by Druids who specialize in the corruption of nature. Sometimes it takes fire to fight fire and the Blighter is on the front lines. These abilities are in addition to the standard Druid abilities described above.

Name	Range	Area	Duration	Stacking	Cost
Level 6					
Create Acid	Touch	*Special	Instant	Base	Var.
Improved Acid Vial	Touch	1 Vial	Instant	Modifier	Var.
Level 7					
Diseased Bolt	Combat	1 Target	Instant	Base	7
Elemental Healing	Self	Self	Game Day or until used	Modifier	7
Level 8					
Curse of Corruption	Combat	1 Target	5 minutes	Modifier	Var.
Improved Plant Attack (Pool)	Combat	5-foot radius	5 minutes	Base	0
Level 9					
Steal Vitality	Touch	1 Weapon	Game Day or until used	Modifier	Var.
Level 10					
Circle of Life	Touch	1 Target	Instant	Base	10

Druid of the Pack Specialization

Some Druids have run with packs in the wild for so long they have learned the secrets of the pack. The following abilities are gained by Druids who are protectors of a pack. The definition of a pack is up to the Druid and these abilities are in addition to the standard Druid abilities described above.

Name	Range	Area	Duration	Stacking	Cost
Level 6					
Natures Ally Token	Combat	Special	Instant	Base	*
On the Hunt (Pack)	Combat	Pack	1 combat or 1 game day	Modifier	6
Level 7					
Healing Rain (Pack)	Combat	Pack	Instant	Base	7
Strength of the Pack (Pack)	Combat	Pack	1 combat or 1 game day	Modifier	7
Level 8					
Curse of Corruption	Combat	1 Target	5 minutes	Modifier	Var.
Level 9					
Elemental Orb	Combat	Self	1 hour or until used	Modifier	9
Lightning Storm	Combat	Var.	Instant	Modifier	Var.
Level 10					
Natures Grasp (Pack)	Combat	5 feet	Instant	Modifier	10

Shifter Specialization

Some druids are more comfortable outside the form they were born into. These Druids have learned to change their shapes to be more in tune with nature when needed. The following abilities are gained by Druids who have embraced the path of a shape changer and are in addition to the standard Druid abilities described above.

Additional Damage

Range: Self

Duration: Permanent

Stacking: Base

At the 6th level, the Shifter gains an additional point of damage, reflected in the chart above.

Name	Range	Area	Duration	Stacking	Cost
Level 6					
Additional Damage	Self	Self	Permanent	Base	Innate
Natural Predator	Self	Self	Permanent	Base	0
Tracking Scent	Self	Self	Unlimited	Base	0
Level 7					
Scorpion Strike	Melee	1 Target	Game Day or until used	Modifier	7
Water Form	Self	Self	5 mins/ level	Base	7
Level 8					
Heart of the Bear	Self	Self	5 Minutes or 1 combat	Base	8
Immunity to Non-Magical Disease	Self	Self	Permanent	Base	0
Level 9					
Immunity to Poison	Self	Self	5 mins/ level	Base	9
Titan Skin	Self	Self	1 Combat	Modifier	9
Level 10					
Elemental Pact	Self	Self	Permanent	Var.	0
Improved Aspects of the Beast	Self	Self	Permanent	Var.	Innate

Chapter 7: Fighter



What is a Fighter?

A Fighter is a master of weapons and has a better working knowledge of arms and armor than any other character class. The skills that a Fighter has to offer a team are based upon his knowledge of weapons and armor and his ability to withstand and cause physical damage.

Famous Fighter tropes: Conan™, Cloud from FF™, Sam and Dean Winchester™.

What Role do they fill on a team?

Fighters can use any type of weapon and any sort of armor, making them one of the ablest character classes in a hand-to-hand fight. They have the ability to heal their own wounds, and thus provide a lower liability in melee than some other character classes.

Why play a Fighter?

If you like to be in the middle of the fight, swing a great sword, or fight with an axe in each hand, the fighter is for you. Fighters take the lead in combat and are the perfect role for a player who wants to get physical.

At the 6th level, each Fighter chooses to specialize in one of the following fields, [Barbarian](#), [Battle Master](#), or [Gladiator](#); once chosen, this specialization may never be changed.

Base Attributes

This section provides the Base attributes for a Fighter of each level. With the exception of Hit Points, these values are immutable and can never be permanently changed.

Weapons and Armor

The damage table below provides damage values for the class. Damage is not cumulative – you cause only the damage listed for your current level. The armor table provides Base values for each armor type.

Missile Weapon Usage: Yes

Weapon Group: Dual Wield, Great Weapon, Single Weapon, Weapon and Shield

Armor: Cloth Armor, Leather Armor, Chain Mail, Plate Mail

Shield Usage: Shield or Buckler

Level	Melee Damage		Marginal Archery Damage		Critical Archery Damage		Thrown Damage	
1	3		2		4		2	
2	4		3		5		3	
3	5		4		6		4	
4	6		5		7		5	
5	7		6		8		6	
	Fighter	Barbarian	Fighter	Barbarian	Fighter	Barbarian	Fighter	Barbarian
6	7	8	6	7	8	9	6	7
7	8	9	7	8	9	10	7	8
8	8	9	7	8	9	10	7	8
9	9	10	8	9	10	11	8	9
10	10	11	8	9	10	11	8	9

Level	No Armor	Cloth Armor	Leather Armor	Chain Mail	Plate Mail
1-4	0	1	2	3	4
5-10	1	2	3	4	5

Hit Points

The Hit Points table below provides base Hit Points for each level. Hit Points are not cumulative – you receive only the points listed for your current level.

Level	Limb Points	Hit Points
1	3	20
2	3	24
3	3	28
4	4	32
5	5	36
6	6	40
7	7	44
8	8	48
9	9	52
10	10	56

Casting Time:

Unless otherwise stated in the skill, all skills have a default casting time.

Innate: 0 seconds

1st – 5th: 5 Seconds

6th – 10th: 10 Seconds

Fighter Skills

Fighters have skills that come from their strength and their knowledge of all forms of combat. All of a Fighter's skills are considered to be innate – skills are gained at different levels at no spell or ability point cost. The only limitation on a Fighter's use of his skills is that they are restricted to a finite number of uses per game day. In most cases, the number of uses is Based on the level of the Fighter, but some skills can be used an unlimited number of times. Because none of a Fighter's skills are considered to be magical, they cannot be affected by [Dispel Magic](#). The majority of a Fighter's skills require no activation or invocation time; skills that do require invocation will specifically note that in the description. 5 seconds must pass between each use of a skill, ability, spell, or magic item.

Additional Point of Armor

Range: Self**Duration:** Permanent**Stacking:** Base

At 5th level, the Fighter gains an additional point of innate armor.

Name	Range	Area	Duration	Stacking	Uses
Level 1					
Battle Fever: Additional Hit Points	Self	Self	5 minutes/ 1 Combat	Modifier	1/2 Level (Min 2)
Battlefield Lore	Self	1 Battlefield	Instant	Base	1/2 Level (Min 2)
Fighter's Recovery	Self	Self	Game day or until used	Base	Special
Gauge Non-Magical Weapons and Armor	Touch	1 Target	Instant	Base	No Limit
Gauge Opponent – Base Armor	Combat	1 Target	Instant	Base	Level (Min 2)
Level 2					
Blade Sharp	Touch	1 Weapon	1 combat	Modifier	1/2 level
Gauge Opponent – Base Damage	Combat	1 Target	Instant	Base	Level
Repair Non-Magical Shields and Armor	Touch	1 Item	Instant	Base	1/2 Level (Min 2)
Level 3					
Battle Fever: +2 vs. LI	Self	Self	5 minutes/ 1 Combat	Modifier	1/2 Level
Gauge Magical Weapons and Armor	Touch	1 Target	Instant	Base	No Limit
Weapons Instructor	Combat	1 Target	Instant	Base	Level
Level 4					
Bind Weapon	Melee	1 Target	5 seconds	Base	1/2 level
Gauge Opponent – Total Armor	Combat	1 Target	Instant	Base	Level
Fighter's Recovery in Combat	Self	Self	Instant	Base	Special
Repair Magical Shields and Armor	Touch	1 item	Instant	Base	1/2 Level
Level 5					
Additional Point of Armor	Self	Self	Permanent	Base	Permanent
Battle Fever: Additional Limb Points	Self	Self	5 minutes/ 1 Combat	Modifier	1/2 Level
Improved Blade Sharp	Touch	1 Weapon	1 Combat	Modifier	1/2 Level
Disengage	Combat	1 Target	15 Seconds	Base	1/2 Level
Gauge Opponent – Total Damage	Combat	1 Target	Instant	Base	Level
Level 6					
Battle Focus	Self	1 Skill	Game day or until used	Modifier	1/2 Level
Disarm	Melee	1 Target	Instant	Base	1/2 Level
Level 7					

Name	Range	Area	Duration	Stacking	Uses
Battle Fever: Knockdown	Self	Self	5 minutes/ 1 Combat	Modifier	1/2 Level
Dodge Blow	Self	1 Blow	Instant	Base	1/2 Level
Remove Weapon/Armor Debuff	Touch	1 Item	Instant	Base	1/2 Level
Level 8					
Blade Sharp Exotic Materials	Touch	1 Weapon	1 Combat	Modifier	Level
Fighter's Blow	Melee	1 Limb	Instant	Base	1/2 Level
Weapon Shatter	Melee	1 Weapon	Instant	Base	1/2 Level
Level 9					
Battle Fever: Limited Knockdown Immunity	Self	Self	5 minutes/ 1 Combat	Modifier	1/2 Level
Improved Disengage	Combat	1 Target	15 Seconds	Base	1/2 Level
Level 10					
Disarm +2	Touch	1 Weapon	1 combat	Base	Special
Knock Out Blow	Melee	1 Target	5 Minutes/ Level	Base	1/2 Level

Barbarian Specialization

Some Fighters come from the wild and are never tamed by society preferring the wild ways of their homes. The following abilities are gained by Fighter who specialize in raging and are in addition to the standard Fighter abilities described above.

Additional Point of Damage

Range: Self

Duration: Permanent

Stacking: Base

At 6th level, the Barbarian gains an additional point of innate damage, reflected in the chart above.

Name	Range	Area	Duration	Stacking	Uses
Level 6					
Additional Point of Damage	Self	Self	Permanent	Base	Permanent
Battle Continuation	Self	Self	Instant	Modifier	1/2 Level
Improved Disarm	Melee	1 Target	Instant	NA	Level
Level 7					
Battle Fever: Barbaric Rage	Self	1 Melee attack	Instant	NA	Special
Improved Dodge Blow	Self	1 Melee attack	Instant	NA	Special
Level 8					
No Defense Blow	Melee	1 Target	instant	Base	1/2 Level
Level 9					
Challenge	Combat	1 Target	Instant	Modifier	1/2 Level
Level 10					
Battle Fever: Wrath of the War Gods	Self	Self	1 Combat	NA	Special
Berserker	Self	Self	Instant	NA	Permanent

Battle Master Specialization

Some Fighters understand that control of the battlefield is their calling and have learned how to command others in the field. The following abilities are gained by fighters who specialize in controlling the battlefield and aiding their party members, and are in addition to the standard Fighter abilities described above.

Name	Range	Area	Duration	Stacking	Uses
Level 6					
Group Tactics	Combat	10 targets	1 Combat	Modifier	1/2 Level
On Your Feet	Touch	1 Target	Instant	NA	Level
Sense I	Self	Self	Game day or until used	Modifier	1/2 Level
Level 7					
Group Immunity to Fear	Combat	10 targets	Game day or until used	NA	1/2 Level
Weak points	Melee	1 Target	5 minutes/ 1 Combat	Modifier	1/2 Level
Level 8					
Battlefield Coordinator	Melee	1 target	5 seconds	Modifier	1/2 Level
Free Strike	Melee	1 Target	2 seconds	NA	1/2 Level
Level 9					
Keen Edge	Self	Self	Instant/ 1 combat	Modifier	1/2 Level
On Your Feet II	touch	5-foot radius	Instant	NA	Special
Weapon Disenchant	Melee	1 Weapon	1 Combat	NA	1/2 level
Level 10					
Improved Group Tactics	Combat	10 Targets	1 combat	Modifier	1/2 Level
Living Weapon	Self	Self	1 combat	Base	Once Per day

Gladiator Specialization

A few Fighters love the spectacle of the fight, whether it is in an arena or a single duel. The following abilities are gained by Fighter who specialize in playing to the crowd and using dirty tricks, and are in addition to the standard Fighter abilities described above.

Name	Range	Area	Duration	Stacking	Uses
Level 6					
Battle Fever: Blood Sports	Self	Self	1 Combat	Modifier	1/2 Level
Blind	Combat	1 target	10 seconds	NA	Level
Grapple	Melee	1 Target	Instant	NA	Level
Level 7					
Net	Combat	1 Target	10 Seconds	NA	Level
Grievous Wound	Melee	1 Target	10 seconds	NA	Level
Sucker Punch	Melee	1 Target	Instant	NA	1 per combat
Throat Punch	Melee	1 Target	10 seconds	NA	1/2 Level
Level 8					
Grapple - Pin	Melee	1 Target	15 seconds	NA	Special
Signature Move	Self	Self	Permanent	NA	Special
Level 9					
Battle Fever - Shrug It Off	Self	Self	Combat	Base	Special
Gut Stab	Melee	1 Target	5 seconds	NA	1/2 Level
Level 10					
Cleave	Melee	5 ft radius	Instant	Dimension	1/2 Level
Revenge Strike	Melee	1 target	immediate	Dimension	once per day

Chapter 8: Knight



What is a Knight?

Honor, courage, and strength. These are the concepts that best describe a Knight. Each Knight is a member of a Knightly Order chosen by the player and is expected to live up to a standard of conduct set forth by that Order.

Famous Knight tropes: King Arthur™, The Mandalorian™, Huma from Dragon lance, or Paksnarrion™.

What Role do they fill on a team?

Knights can use all types of weapons and armor, which makes them formidable opponents in hand-to-hand combat. Knights have skills involving strength and courage and can identify and effectively combat supernatural creatures such as undead, lycanthropes, and demons. In addition to these strengths, Knights can heal themselves and others.

Why play an Knight?

The Knight is the role for you if you want your character to stand for good; or you may choose to stand for evil. You can join a like-minded order or form your own order. While a knight has restrictions based on their code, they gain compensation from their order in the way of armor and weapons.

At the 6th level, each Knight chooses to specialize in one of the following fields, [Elemental Knight](#), [Guardian](#), or [Paladin/Blackguard](#); once chosen, this specialization may never be changed.

Base Attributes

This section provides the Base attributes for a Knight of each level. With the exception of Hit Points, these values are immutable and can never be permanently changed.

Weapons and Armor

The damage table below provides damage values for the class. Damage is not cumulative – you cause only the damage listed for your current level. The armor table provides Base values for each armor type.

Missile Weapon Usage: Yes

Weapon Group: Great Weapon, Weapon and Shield

Armor: Cloth Armor, Leather Armor, Chain Mail, Plate Mail

Shield Usage: Shield or Buckler

<i>Level</i>	<i>Melee Damage</i>	<i>Marginal Archery Damage</i>	<i>Critical Archery Damage</i>	<i>Thrown Damage</i>
1	2	2	4	2
2	3	3	5	3
3	4	4	6	4
4	5	5	7	5
5	6	6	8	6
6	6	6	8	6
7	7	7	9	7
8	7	7	9	7
9	8	8	10	8
10	8	8	10	8

<i>Level</i>	<i>No Armor</i>	<i>Cloth Armor</i>	<i>Leather Armor</i>	<i>Chain Mail</i>	<i>Plate Mail</i>
1-10	0	1	2	3	4

Hit Points and Ability Points

The Hit Points and Ability Point table below provides Base life and Ability Points for each level. Hit Points and Ability Points are not cumulative – you receive only the points listed for your current level.

<i>Level</i>	<i>Limb Points</i>	<i>Points to Death</i>	<i>Ability Points</i>
1	3	19	24
2	3	22	28
3	3	25	32
4	4	28	36
5	5	31	40
6	6	34	44
7	7	37	48
8	8	40	52
9	9	43	56
10	10	46	60

Casting Time:

Unless otherwise stated in the spell, all spells have a default casting time.

Innate: 0 seconds

1st – 5th: 5 Seconds

6th – 10th: 10 Seconds

Knight Abilities

Knights gain their abilities through their strength and courage; they use most of their abilities by spending ability points. Many of a Knight's abilities require no invocation time, but their use still requires an expenditure of Ability Points and must be called out before use. A Knight's abilities do not require a verbal, somatic, or material component, but some do require a period of meditation to be used. A Knight must be conscious in order to use any of her abilities.

A Knight is expected to live up to the code of conduct set forth by her Order. If a Knight violates this code, they will lose some portion of their Knightly abilities, based on the severity of the infraction and the guidelines provided below. A GM should warn a Knight who is in danger of violating their code and should use common sense in determining the appropriate penalty. If no GM observes the violation, the player is expected to impose a penalty on themselves in the spirit of strong role-playing. If a player and a GM disagree on what constitutes a code violation, then the player may [protest](#) through the normal channels.

Knightly Codes

A Knightly code is generally created by the player who portrays the Knight, although some players may choose to work together to create an order of Knights who all follow the same code. A Knightly code consists of one or more major tenets and two or more minor tenets. Major tenets should outline the main purpose of the order of Knights, and act as the Knight's guiding principles. Minor tenets should further refine the standard of conduct for the order.

Example: Code of the Knights of the Sword

Major Tenet: A Knight of the Sword must always strive to oppose the forces of Evil.

Minor Tenet: A Knight of the Sword may never tell a lie or deliberately mislead anyone.

Minor Tenet: A Knight of the Sword must be the model of Courtesy, Humility, Honesty, and Chivalry.

Infractions

Mild infractions are those unintentional or unavoidable violations of a major tenet of the Knight's code or willful violations of a minor tenet that result in no serious consequences. As a penalty for a minor infraction, a Knight might lose up to ½ their level in Ability Points for the remainder of the game day.

Example: Acacia, a Knight of the Sword, lies about her mission in order to avoid unwanted attention from the local Thieves' Guild, with no particular consequence.

Serious infractions include conscious violations of the code's major tenets in the name of a good cause (perhaps in the name of the Knight's alignment) or a willful infraction of a minor tenet of the code resulting in serious consequences. As a penalty for a serious infraction, a Knight might lose Ability Points equal to their level, to be regained at a rate of one per major game day provided the Knight follows their code in an exemplary fashion. As an alternative penalty, the Knight's magical weapon might cease to function, with the pluses of the weapon regained at a rate of one per major game day.

Example: Acacia refuses a request to escort an elderly couple through dangerous woods. They are attacked by bandits on their way home and are seriously injured.

Extreme infractions consist exclusively of willful and heedless violation of major tenets of Knightly codes. Punishment may consist of the immediate loss of all of the Knight's Ability Points and use of Knightly abilities, as well as immediate loss of all magical properties of the Knight's weapon. These measures may only be reversed by game design. A significant challenge and sacrifice should be presented in order for a fallen Knight to regain her good standing.

Example: Acacia willingly assists a known and obvious demon in sacking a helpless town.

NOTE: SHOULD THE KNIGHT BE PLACED IN AN IMPOSSIBLE SITUATION DUE TO GAME DESIGN, THEY MAY APPEAL TO THE WD FOR A RULING OR SOLUTION. AN EXAMPLE OF THIS WOULD BE SOMETHING LIKE A LAWFUL GOOD KNIGHT OF THE SWORD FINDING OUT IN THE FIRST ENCOUNTER THAT THEY MUST SIDE WITH ONE OF TWO EVILS IF THEY WANT TO CONTINUE THE GAME. IN THIS CASE THE PLAYER, THE GM, AND THE WD SHOULD STRIVE TO FIND A REASON AND WORK AROUND, INSTEAD OF FORCING THE PLAYER TO LEAVE THE GAME TO PRESERVE HIS CODE WHICH WOULD PENALIZE HIS ENTIRE TEAM.

Innate Abilities

Immunity to Non-Magical Disease

Range: Self **Area:** Self **Duration:** Permanent
Stacking: Base **Misc.:** NA **Cost:** 0

The Knight is immune to all non-magical diseases. This skill is permanently in effect and does not need to be activated by the Knight.

+0 Magical Weapon

Range: Self **Area:** 1 Weapon **Duration:** Permanent
Stacking: Enhancement **Misc.:** NA **Cost:** 0

The Knight may choose a +0 magical weapon that is a relic of her Knightly Order; this weapon can be any type of melee or propelled missile weapon. As the Knight rises in level the relic weapon will progressively become more powerful but will only have magical bonuses while in the hands of a Knight of sufficient level from the same order. This magical weapon acts exactly like a standard magical weapon, and stacks in the Special category. Under no circumstances can the Knight's order increase the standard pluses of the relic weapon.

If a Knight's relic weapon is lost or destroyed, it will be replaced by the Knight's order between games. If a Knight finds a weapon that is preferable to the relic weapon, the Knight can take the new weapon to the order between games and have it blessed by the order in exchange for the return of the relic weapon. A Knight wielding an order-blessed weapon will receive either the damage enhancement described in the weapon's [Savvy](#) or her order-bestowed damage enhancement, whichever is greater. Under no circumstances may the two damage enhancements be applied simultaneously.

Example: A 4th level Knight gains a +2 sword as their share of a game's treasure, and between games has it blessed by their order in exchange for their relic weapon. This order-blessed weapon will provide the Knight with the +2 damage enhancement indicated by its [Savvy](#) until they reached the 7th level when they will instead use their order-bestowed damage enhancement of +3. Regardless of the level of the Knight, this order-blessed sword will function as a +2 sword when wielded by another character.

A Knight may possess either a blessed weapon or the order's relic weapon at any one time, with the exception of a Paladin/Blackguard. A relic or order-blessed weapon is the only magical weapon, including thrown missiles, projectile weapons, and ammunition, which a Knight is permitted to use. A knight may transfer their orders blessing during a game by spending 5 minutes in a ritual. This may only be done 1 time per day.

NOTE: IF THE KNIGHT TRANSFERS HIS BLESSING TO A NEW WEAPON, THE OLD WEAPON MUST BE RETURNED TO HIS ORDER, IF IT CAME FROM THE ORDER AND MAY NOT BE SOLD.

Knighly Abilities

Name	Range	Area	Duration	Stacking	Cost
Innate					
Immunity to Non-Magical Disease	Self	Self	Permanent	Base	Permanent
+0 Magical Weapon	Self	1 Weapon	Permanent	Enhancement	Permanent
Level 1					
Heal	Touch	1 Target	Instantaneous	Base	Var.
Heraldic Lore	Self	1 Target	Instantaneous	Base	1*
Identify Supernatural Creature	Combat	1 Target	Instantaneous	Base	1
Reveal Supernatural Creatures	Self	30' Radius	Instantaneous	Base	1
Strength I	Self	Self	5 Minutes or 1 Combat	Modifier	1
Level 2					
Additional Damage	Self	Self	5 Minutes or 1 Combat	Modifier	Var.
Chain Mail	Self	1 Suit of Armor	Permanent	Base	0
Supernatural Wathit	Combat	1 Target	Instantaneous	Base	2
Level 3					
+1 Magical Weapon	Self	1 Weapon	Permanent	Enhancement	0
+1 vs. LI Effects	Self	Self	Special	Modifier	3
Immunity to Fear	Self	Self	5 Minutes or 1 Combat	Base	3
Level 4					
Additional Damage vs. Supernatural Creatures	Self	Self	5 Minutes or 1 Combat	Modifier	Var.
Immunity to Magical Disease	Self	Self	Permanent	Base	Permanent
Neutralize Non-Magical Disease	Touch	1 Target	Instantaneous	Base	4
Strength II	Self	Self	5 Minutes or 1 Combat	Modifier	2
Level 5					
+2 Magical Weapon	Self	1 Weapon	Permanent	Enhancement	0
Avenging Blow	Melee	1 Target	Instantaneous	Modifier	Var.
Dispel Fear	Combat	1 Target	Instantaneous	Base	5
Group Immunity to Fear	Melee	10 Targets	1 Combat	Base	5
Resist Pain	Self	1 Limb	1 Combat	Modifier	5
Level 6					
+2 vs. LI Effects	Self	Self	Special	Modifier	6
Neutralize Magical or Supernatural Disease	Touch	1 Target	Instantaneous	Base	6
No Defense Blow	Melee	1 Target	Instantaneous	Base	6

Name	Range	Area	Duration	Stacking	Cost
Plate Mail	Self	1 Suit of Armor	Permanent	Base	0
Level 7					
+3 Magical Weapon	Self	1 Weapon	Permanent	Enhancement	0
Confidence	Combat	10 Targets	1 Combat	Modifier	7
Resist Death	Self	Self	5 Minutes or 1 Combat	Modifier	7
Strength III	Self	Self	5 Minutes or 1 Combat	Modifier	3
Level 8					
Improved Immunity to Fear	Self	Self	Permanent	Base	Permanent
Killing Attack vs. Supernatural Creature	Melee	1 Target	Instantaneous	Base	8
Nullify Life Point Drain from Supernatural Creature	Touch	1 Target	Instantaneous	Base	8
Level 9					
Immunity to Entrall	Self	Self	Permanent	Base	Permanent
Nullify LI Drain	Touch	Self	Permanent	Base	9
Numbing Blow	Melee	1 Target	1 Minute	Base	LI
Level 10					
Attuned Magical Weapon	Self	1 Weapon	Permanent	Base	Permanent
Death Commitment	Self	Self	Special	Base	10
Strength IV	Self	Self	5 Minutes or 1 Combat	Modifier	4

Elemental Knight Specialization

There are knightly orders that are sworn to protect a land, an idea, or even those beings that came before our earliest histories. These knights gain abilities based on their pact and are in addition to the standard Knight abilities described above.

Name	Range	Area	Duration	Stacking	Cost
Level 6					
Elemental Pact I	Self	Self	Permanent	Base	Permanent
Elemental Weapon	Self	1 Weapon	Permanent	Base	Permanent
Flare	Combat	1 Target	30 Minutes or until thrown	Base	Uses: Level
Level 7					
Elemental Blow	Melee	1 Target	Instantaneous	Modifier	7
Elemental Protection	Self	Self	Permanent	Modifier	Permanent
Level 8					
Elemental Pact II	Self	Self	Permanent	Base	Permanent
Pact Burst	Melee	5' Radius	Instantaneous	Modifier	8
Level 9					
Elemental Skin	Self	Self	Permanent	Modifier	Uses: 1/2 level
Improved Elemental Protection	Self	Self	Permanent	Modifier	Permanent
Level 10					
Aspect of the Pact	Self	Self	5 Minutes or 1 Combat	Var.	10
Elemental Pact Master	Self	Self	Permanent	Base	Permanent
Group Elemental Protection Pact	Melee	5 Targets	1 Combat	Modifier	Uses: 1/2 level

Guardian Specialization

The guardian is sworn to protect others ahead of themselves. These Knights are masters of protection, gaining abilities to assist others in addition to the standard Knight abilities described above.

Name	Range	Area	Duration	Stacking	Cost
Level 6					
Improved Dispel Fear	Combat	10' Radius	Instantaneous	Base	5
Intercept	Combat	1 Target	Instantaneous	NA	Uses: Level
Shiatsu I	Touch	1 Target	Instantaneous	Base	Uses: Level
Level 7					
Absorb Knockdowns	Combat	1 Target	Until Used	Modifier	7
Shield Smash	Melee	1 Target	Instantaneous	Base	7
Transfer HP	Touch	1 Target	Game Day	Base	Uses: 1
Level 8					
Absorb trap or glyph	Combat	1 Target	Until Used	NA	8
Improved Confidence	Melee	10 Targets	1 Combat	Modifier	0
Level 9					
Group Haven	Touch	5' Radius	5 minutes per Level	Base	LI
Group Missile Protection	Melee	5 Targets	1 Combat	Modifier	9
Level 10					
Area Protection	Combat	15'	Instantaneous	Modifier	Uses: 1
Group Elemental Protection	Melee	5 Targets	1 Combat	Modifier	10

Paladin/Blackguard Specialization

Some Knights swear on their sword believing their view of right and wrong makes right. These knights care less about good and evil and more about justice as they see it. They gain abilities to assist them with might makes right and these abilities are in addition to the standard Knight abilities described above.

Name	Range	Area	Duration	Stacking	Cost
Level 6					
+3 Magical Weapon	Self	1 Weapon	Permanent	Enhancement	0
Banish Supernatural	Melee	1 Target	1 Minute	Modifier	Uses: 1/2 level
Orders Weapon I	Self	1 Weapon	Permanent	Base	0
Level 7					
Backup Weapon	Self	1 Weapon	Permanent	Special	0
Repulse Good/Evil	Self	1 Weapon	Permanent	Base	LI
Level 8					
+4 Magical Weapon	Self	1 Weapon	Permanent	Enhancement	0
Orders Weapon II	Self	1 Weapon	Permanent	Special	0
Smite Supernatural	Melee	1 Target	Instantaneous	Modifier	8
Level 9					
Lightbeam	Melee	1 Target	Instantaneous	Base	9
Orders Weapon III	Self	1 Weapon	Permanent	Base	Uses: Level
Level 10					
+5 Magical Weapon	Self	1 Weapon	Permanent	Enhancement	0
Challenge - Improved Death Commitment	Self	Self	Special	Base	0

Chapter 9: Magic User



What is a Magic User?

A Magic User's strength lies in their ability to cast spells and in the power, they channel to those spells. The old adage "the best defense is a strong offense" holds true for this class.

Famous Magic User tropes: Merlin™, Gandalf™, Elric, or Raistlin Majere™.

What Role do they fill on a team?

Magic Users have skills of an arcane nature that lets them do damage from afar or charm an adversary. They do not wear armor and have little skill with physical weapons in a fight, but a few specialize as battle mages and can stand on the front line. Mages for the most part are best described as glass cannons.

Why play an Magic User?

The Magic User is the most skillful of the character classes at magically damaging or enchanting an opponent. No class has the same variety or power in offensive spells or personal defensive spells.

At the 6th level, each Magic User chooses to specialize in one of the following fields, [Archmagis](#), [Battle Mage](#), or [Meta Mage](#); once chosen, this specialization may never be changed.

Base Attributes

This section provides the Base attributes for a Magic User of each level. With the exception of Hit Points, these values are immutable and can never be permanently changed.

Weapons and Armor

The damage table below provides damage values for the class. Damage is not cumulative – you cause only the damage listed for your current level. The armor table provides Base values for each armor type.

Missile Weapon Usage: No

Weapon Group: Staff / Spear, Weapon and Shield (Battle Mage at 7th)

Armor: Cloth Armor. Leather Armor, Chain Mail for Battle Mage

Shield Usage: Buckler. (Battle Mage at 6th)

Level	Melee Damage		Marginal Archery Damage	Critical Archery Damage	Thrown Damage
1	1		NA	NA	1
2	1		NA	NA	1
3	2		NA	NA	2
4	2		NA	NA	2
5	3		NA	NA	3
	Magic User	Battle Mage	Magic User	Magic User	Magic User
6	3	4	NA	NA	3
7	3	5	NA	NA	3
8	3	5	NA	NA	3
9	3	6	NA	NA	3
10	3	6	NA	NA	3

Level	No Armor	Cloth Armor	Leather Armor	Chain Mail	Plate Mail
1-10	0	1	NA	NA	NA
Battle Mage 6+	0	1	2	NA	NA
Battle Mage 9+	0	1	2	3	NA

Hit Points and Spell Points

The Hit Points and Ability Point table below provides Base life and Ability Points for each level. Hit Points and spell points are not cumulative – you receive only the points listed for your current level.

Level	Limb Points	Hit Points	Spell Points
1	3	18	35
2	3	20	45
3	3	22	55
4	4	24	65
5	5	26	75
6	6	28	85
	Magic User	Magic User	Magic User
7	7	30	95
8	8	32	105
9	9	34	115
10	10	36	125

Casting Time:

Unless otherwise stated in the spell, all spells have a default casting time.

Innate: 0 seconds

1st – 5th: 5 Seconds

6th – 10th: 10 Seconds

Innate Skills

Detect Magic

Range: Self

Duration: 30 seconds

Stacking: Base

Magic Users have the innate skill to detect the existence of magical creatures, pre-cast spells, active spells, and magical items. This skill works in a path that is 3 feet wide by 10 feet long by 10 feet in height that may be moved. The Magic User

will receive a simple Yes or No to indicate whether magic is present within the area of effect. Characters with spell points are not themselves considered to be magical and will not be revealed as magic if they have no pre-cast or active spells. This skill is blocked by 1-inch of wood, earth, stone, or metal, but cannot be blocked by shields. The duration of this skill is 30 seconds, and the Magic User must wait at least 3 minutes between uses.

Magic User Spells

Name	Range	Area	Duration	Stacking	Cost
Innate					
Detect Magic	Self	3'x10'x10' Path	30 seconds	Base	0
Level 1					
Crash Time (Pool)	Combat	5-foot radius	1 minute	Base	LI
Dead Eye	Combat	1 Target	Instant	Base	Var.
Defense	Self	Special	Game Day or Until Used	Modifier	Var.
Electrify	Self	Special	Game Day or Until Used	Modifier	Var.
Enthrall (Pool)	Combat	1 Target	5 mins / level	Base	LI
Lock	Touch	1 Target	Game Day	Base	Var.
Mend	Touch	1 Target	Instant	Base	1
Read Language	Self	Self	5 mins / level	Base	1
Reveal Magic	Self	30' Radius 1/2 circle 10'	Instant	Base	1
Savvy	Touch	1 Target	Instant	Base	1
Speakeasy	Self	Self	5 mins / level	Base	1
Wand of Branding	Combat	1 Target	Special	Base	Level
Level 2					
Awaken	Combat	5-foot radius	instant	Base	2
Fog Brain (Pool)	Melee	1 Target	Instant	Base	LI
Know Aura (Pool)	Combat	1 Target	Instant	Base	2
Mage's Script	Self	1 Target	Special	Base	2
Message	Combat	1 Target	Instant	Base	2
Recharge Wand	Touch	1 Target	Special	NA	Var.
Spook (Pool)	Combat	1 Target	1 minute	Modifier	Var.
Strong Arm	Touch	1 Target	1 Combat	Modifier	Var.
Level 3					
Bloodhound	Combat	1 Target	Instant	Base	3
Confusion (Pool)	Combat	1 Target	5 Minutes	Base	LI
Create Scroll	Touch	1 Scroll	Game day or until used	Base	Var.
Dropsy	Combat	1 Target	Special	Base	3

Name	Range	Area	Duration	Stacking	Cost
LI Enhancement +1	Self	1 Spell	Game Day or Until Used	Modifier	3
Weakness (Pool)	Combat	1 Target	5 Minutes	Base	LI
Level 4					
Dispel Magic (Pool)	Combat	1 Spell	Instant	Base	LI
Fire/Ice/Lightning Strike	Combat	1 Target	Instant	Base	Var.
Phase Out	Self	Self	5 Minutes	Base	4
Spell Defense	Self	Self	5 mins / level	Modifier	4
Level 5					
Fire Trap	Touch	Special	Game day	Base	5
Fire/Ice/Lightning Ball	Combat	5-foot radius	Instant	Base	Var.
Improved Mend	Touch	1 target	Instant	Base	1
Mental Signal	Self	Special	Game Day or Until Used	Base	5
Missile Protection	Self	Self	1 Combat	Modifier	5
Tracer	Touch	1 Target	Game day	Base	5
Level 6					
Acuity	Touch	1 Target	Instant	Base	6
Concentration	Self	Self	Special	Modifier	6
Enhanced Savvy	Touch	1 Target	Instant	Base	Var.
LI Enhancement +2	Self	1 Spell	Game Day or Until Used	Modifier	6
Spell Negation	Self	Self	Game Day or Until Used	Modifier	6
Stun	Combat	1 Target	Instant	Base	6
Telekinesis	Combat	Special	5 Minutes	Base	6
Level 7					
Autocast	Self	1 Spell	Game Day or Until Used	Stat Break	7
Double Effect	Self	1 Spell	Game Day or Until Used	Stat Break	7
Improved Spell Defense	Self	Self	5 mins / level	Modifier	7
Polymorph (Pool)	Combat	1 Target	1 minute	Base	LI
True Sight	Self	10'x30'x10' path	5 minutes	Base	7
Level 8					
Petrify (Pool)	Combat	1 Target	1 minute	Base	LI
Phase 2 Out	Touch	Self + 1 target	Special	Base	8
Spell Absorption	Self	1 spell	Game day or until used	Modifier	8

Name	Range	Area	Duration	Stacking	Cost
Level 9					
Bolt	Combat	1 Target	Instant	Base	Var.
Fire/Ice/Lightning Wall	Touch	1"x30'x15' Wall	5 minutes	Base	Var.
Level 10					
Blast	Combat	1 Target	Instant	Base	Var.
Killing Attack (Ranged)	Combat	1 Target	Instant	Base	10
LI Extension	Self	1 Spell	Game day or until used	Stat Break	10

Archmagis Specialization

There are mages who focus on pure magic, learning to fine tune their spells to a high degree. The following abilities are gained by Magic Users who specialize in pure magic and are in addition to the standard Magic abilities described above.

Additional Spell Points

Range: Self

Duration: Permanent

Stacking: Base

At the 7th level, the Archmagis gains an additional 10 spell points. These additional spell points are reflected in the table at the beginning of this chapter.

Additional Spell Points

Range: Self

Duration: Permanent

Stacking: Base

At 9th level, the Archmagis gains an additional 10 spell points. These additional spell points are reflected in the table at the beginning of this chapter.

Name	Range	Area	Duration	Stacking	Cost
Level 6					
Improved Spell Damage I	Self	Self	Permanent	Base	Permanent
LI Specialization	Self	Self	Game day or until used	Base	1/2 level
Level 7					
Additional Spell Points	Self	Self	Permanent	Base	Permanent
Improved Spell Damage II	Self	Self	Permanent	Base	Permanent
Level 8					
Improved Spell Defense II	Self	Self	Permanent	Base	Permanent
LI Defense	Self	Self	5 minutes / level	Modifier	8
Level 9					
Additional Spell Points	Self	Self	Permanent	Base	Permanent
Improved Spell Damage III	Self	Self	Permanent	Base	Permanent
Level 10					
Spell Swap	Self	Special	Game day or until used	Base	1/2 level
Improved LI Specialization	Self	Special	Game day or until used	Base	1/2 level
LI Bypass	Self	Self	Game day or until used	Base	1/2 level

Battle Mage Specialization

While libraries are fine and good for learning magic, the Battle Mage believes in applying their abilities on the battlefield. The following abilities are gained by Magic Users who specialize in Battle and are in addition to the standard Magic abilities described above.

Battle Training

Range: Self

Duration: Permanent

Stacking: Base

At 6th level Battle Mages gain the ability to wear leather armor. They may also now use a full-sized shield instead of just a buckler.

Improved Battle Training

Range: Self

Duration: Permanent

Stacking: Base

At 9th level Battle Mages gain the ability to wear Chain Mail.

Name	Range	Area	Duration	Stacking	Cost
Level 6					
Battle Training	Self	Self	Permanent	Base	0
Improved Strong Arm I	Self	1 Target	1 Combat	Modifier	0
Level 7					
Elemental Arrow	Touch	1 arrow	Game day or until used	Modifier	3
Improved Strong Arm II	Touch	1 Target	1 Combat	Modifier	0
Level 8					
Auto Electrify	Self	Special	Game day or until used	Modifier	1/2 level
Improved Defense	Touch	1 Target	1 Combat	Modifier	0
Level 9					
Improved Battle Training	Self	Self	Permanent	Base	0
Dodge Blow	Self	1 Blow	instant	Base	1/2 level
Level 10					
Reflect	Self	Self	Game day or until used	Modifier	10

Meta Mage Specialization

A few mages approach magic as a science, trying to decipher its greatest secrets. The following abilities are gained by Magic Users who specialize in technical aspects of magic and are in addition to the standard Magic abilities described above.

Name	Range	Area	Duration	Stacking	Cost
Level 6					
Improved Create Scroll I	Touch	Special	Game day or until used	Modifier	Level
Improved LI Enhancement I	Touch	Special	Game day or until used	Modifier	0
Level 7					
Improved Dispel Magic	Self	Self	instant	Base	LI
Improved Enhanced Savvy	Touch	1 Target	Instant	Base	Var.
Level 8					
Elemental Counterspell	Self	Self	instant	Modifier	8
Improved Create Scroll II	Touch	Special	Game day or until used	Modifier	0
Level 9					
Improved LI Enhancement II	Touch	Special	Game day or until used	Modifier	0
Level 10					
Improved Create Scroll III	Touch	Special	Game day or until used	Modifier	0
Protected Ally	Combat	Special	Game day or until used	Modifier	0

Chapter 10: Monk



What is a Monk?

Monks are Masters of Human anatomy, particularly their own. The Monk is supreme among the character classes when it comes to feats involving the mastery of mind over the body.

Famous Monk tropes: Brother Kane from *Forgotten Realms™*, *Naruto™*, *Wolverine™*, or Sunny from *Into the Badlands™*.

What Role do they fill on a team?

A Monk can fill many different roles on a team, from a front-line fighter to someone who can dodge and evade damages to get close to a caster and deliver devastating attacks.

Why play an Monk?

Monks have as many or more means of attack and defense in melee as any other character class. They can additionally perform feats that seem miraculous to others. These abilities—which include protecting themselves from a Physical Attack, healing their own bodies, and withstanding environments that might kill others—are gained from meditation. As a result, few of the Monk's abilities can be applied to other characters.

At the 6th level, each Monk chooses to specialize in one of the following fields, [Energy](#), [Killing](#), or [Spirit](#); once chosen, this specialization may never be changed.

Base Attributes

This section provides the Base attributes for a Monk of each level. With the exception of Hit Points, these values are immutable and can never be permanently changed.

Weapons and Armor

The damage table below provides damage values for the class. Damage is not cumulative – you cause only the damage listed for your current level. The armor table provides Base values for each armor type.

[Missile Weapon Usage](#): Yes
[Weapon Group](#): Dual Wield
[Armor](#): Cloth Armor
[Shield Usage](#): Buckler

Level	Melee Damage		Marginal Archery Damage		Critical Archery Damage		Thrown Damage	
1	1		1		3		1	
2	2		2		4		2	
3	3		3		5		3	
4	4		4		6		4	
5	5		5		7		5	
	Killing	Monk	Killing	Monk	Killing	Monk	Killing	Monk
6	6	5	6	5	8	7	6	5
7	7	6	7	6	9	8	7	6
8	7	6	7	6	9	8	7	6
9	8	7	8	7	10	9	8	7
10	8	7	8	7	10	9	8	7

Level	No Armor		Cloth Armor	Leather Armor	Chain Mail	Plate Mail
	Monk	Energy				
1	1	1	1	NA	NA	NA
2	1	1	1	NA	NA	NA
3	1 (5)	1 (5)	1	NA	NA	NA
4	2 (5)	2 (5)	1	NA	NA	NA
5	2 (10)	2 (10)	1	NA	NA	NA
6	3 (10)	3 (10)	1	NA	NA	NA
7	3 (15)	3 (15)	1	NA	NA	NA
8	3 (15)	4 (15)	1	NA	NA	NA
9	3 (15)	4 (20)	1	NA	NA	NA
10	3 (15)	4 (20)	1	NA	NA	NA

Numbers in parenthesis indicate Base armor versus area effect attacks, as described in the ability [Additional Armor vs. Area Effect Attacks](#).

Hit Points and Ability Points

The Hit Points and Ability Point table below provides Base life and Ability Points for each level. Hit Points and Ability Points are not cumulative – you receive only the points listed for your current level.

Level	Limb Points	Hit Points	Ability Points
1	3	19	25
2	3	22	30
3	3	25	35
4	4	28	40
5	5	31	45
6	6	34	50
7	7	37	55
8	8	40	60
9	9	43	65
10	10	46	70

Casting Time:

Unless otherwise stated in the ability, all abilities have a default meditation time.

Innate: 0 seconds

1st – 5th: 5 Seconds

6th – 10th: 10 Seconds

Monk Abilities

Monks have abilities that come from the mental control they can exercise over their bodies; they use most of their abilities by spending ability points. Unless otherwise stated in the ability description, each of the Monk's abilities requires a period of meditation; by default, this meditation time is 5 seconds for 1st through 5th level abilities, 10 seconds for abilities 6th level and higher. 5 seconds must pass between the use of any SAS or magic item.

Monk abilities are not considered to be magical and do not require a verbal or somatic component. Monks must be conscious to use any of their abilities, with the exception of [Life Support](#), however, Monks can meditate under the effects of paralysis such as that caused by a [Kill Dagger](#).

Innate Abilities

(Default Invocation Time = 0 seconds)

Purple Staves

Range: Self

Duration: Permanent

Stacking: Base

This skill enables the Monk to use 2 purple staves of no more than 24 inches. These simulate unarmed combat with the staff and damage done to the staff does not affect the monk with the exception of [Electrify](#). The monk's [Physical Attack](#) may be dealt through the stave or still may use Purple bean bags.

At the 3rd level, a monk gains +1 magical damage when using the staves, +2 at 5th, and finally +3 at 7th.

A Killing Monk gets +3 at 6th and +4 at 8th.

The purple staves fall into the Dual Weapon group.

Sense Magic Item

Range: Touch

Duration: Instantaneous

Stacking: Base

By holding their hand within 1-inch of the target and meditating for 5 seconds, the Monk can tell if an item is magical. There is no ability point cost for this ability, and no limit on the number of times this skill may be used per game day.

Timing

Range: Self

Duration: 1-hour

Stacking: Base

This skill enables the Monk to accurately track times of up to an hour's length. The Monk should inform the GM of their intent to use **Timing**; the GM will then use her watch and inform the Monk when a specified amount of time has elapsed. There is no ability point cost for this ability, and no limit on the number of times this skill may be used per game day.

Monk Abilities

Name	Range	Area	Duration	Stacking	Cost
Innate					
Purple Staves	Self	Self	Permanent	Base	0
Sense Magic Item	Touch	1 Target	Instantaneous	Base	0
Timing	Self	Self	1 Hour	Base	0
Level 1					
Blocking	Self	Self	1 Combat	Modifier	Var.
Heal Self	Self	Self	Instantaneous	Base	Var.
Legend Lore	Self	1 Target	Instantaneous	Base	1*
Level 2					
Diagnose Self	Self	Self	Instantaneous	Base	2
Escape Bonds	Self	Self	Instantaneous	Base	2
Leap	Self	Self	Instantaneous	Base	2
Sacrifice Throw	Melee	Self +1 Target	Instantaneous	Base	2
Savvy	Self	1 Target	Instantaneous	Base	2
Level 3					
Additional Armor vs. Area Effect Attacks	Self	Self	Unlimited	Base	0
Death Feint	Self	Self	5 Minutes	Base	3
Major Lore	Self	1 Target	Instantaneous	Base	3
Physical Attack	Combat	1 Target	Instantaneous	Modifier	Var.
Safe Fall	Self	Self	Instantaneous	Base	3
Level 4					
Ki'ai	Combat	1 Target	Instantaneous	Base	4
Kip	Self	Self	Instantaneous	Base	4
Neutralize Non-Magical Disease	Self	Self	Instantaneous	Base	4
Neutralize Poison	Self	Self	Instantaneous	Base	4
Sense I	Self	Self	Game Day or Until Used	Modifier	4
Throw	Melee	1 Target	Instantaneous	Base	4
Level 5					
Balance	Self	Self	5 Minutes	Base	5

Name	Range	Area	Duration	Stacking	Cost
Elemental Protection	Self	Self	5 Minutes per level	Modifier	Var.
Missile Protection	Self	Self	1 Combat	Modifier	5
Move Without Tracks	Self	Self	5 Minutes per level	Base	5
Level 6					
Acuity	Self	Self	Instantaneous	Base	6
Sense II	Self	Self	Game Day or Until Used	Modifier	6
Sweep	Self	5 Foot Radius	Game Day or Until Used	Base	6
Level 7					
Evade	Self	1 Attack	Instantaneous	Base	7
Speed	Self	Self	15 Seconds	Base	7
Walk on Liquids	Self	Self	5 Minutes	Base	7
Level 8					
Life Support	Self	Self	Instantaneous	Base	8
Perceive Illusion	Self	10x30x10	5 Minutes per level	Base	8
Truth Force	Melee	1 Target	5 Minutes	Base	LI
Level 9					
Free Strike	Melee	1 Target	2 Seconds	Base	LI
Level 10					
Death Commitment	Self	Self	Special	Base	10
Immunity to Knockdowns	Self	Self	1 Combat	Base	10

Energy Monk Specialization

An Energy Monk attempts to refine the power of his Ki' to a high degree, learning new ways to use it. The following abilities are gained by Monks who specialize in controlling their energy and are in addition to the standard Monk abilities described earlier in this chapter.

Name	Range	Area	Duration	Stacking	Cost
Level 6					
Aura Form I	Self	Self	5 Minutes or 1 Combat	Base	1/2 level
Ki'Push	Combat	1 Target	Instantaneous	Base	6
Ki'Overcharge	Self	1 Weapon	Game Day or Until Used	Modifier	Var.
Self-Sufficient	Self	Self	5 Minutes	Base	Level
Level 7					
Battle Meditation	Combat	30-foot Radius	Instantaneous	Base	7
Inner Calm	Self	Self	Var.	Modifier	7
Telekinesis	Combat	1 Target	5 Minutes	Base	7
Level 8					
Aura Form II	Self	Self	5 Minutes or 1 Combat	Base	1/2 level*
Ki'Slam	Combat	1 Target	Instantaneous	Base	Var.
Level 9					
Improved Evade	Self	1 Single Target Attack	5 Seconds	Base	9
Ki'Pulse	Self	10 Foot Radius	Instantaneous	Base	9
Level 10					
Inner Peace	Self	Self	30 Seconds	Modifier	1/2 Level
Aura Form Perfect	Self	Self	5 Minutes or 1 Combat	Base	1/2 Level*

Killing Specialization

A Killing Monk is a silent deadly foe, equally as comfortable with poisons as martial arts. The following abilities are gained by Monks who specialize in Killing and are in addition to the standard Monk abilities described above.

Name	Range	Area	Duration	Stacking	Cost
Level 6					
Improved Physical Attack	Self	Self	Permanent	Base	0
Level 7					
Brew Venom Poison	Touch	1 Weapon	Next successful weapon strike	Modifier	7
Delay	Self	Self	Special	Stat Break	7
Level 8					
Killing Attack	Melee	1 Target	Instantaneous	Base	8
Level 9					
Nerve Strike	Melee	1 Target	Instantaneous	Modifier	9
Level 10					
Brew Poison: Red Death	Touch	1 Weapon	Next successful weapon strike	Modifier	10

Spirit Specialization

A Spirit Monk seeks to improve his body to be a perfect instrument and reach its maximum potential. The following abilities are gained by Monks who specialize in Spirit and are in addition to the standard Monk abilities described earlier in this chapter.

Name	Range	Area	Duration	Stacking	Cost
Level 6					
Improved Bindings	Touch	1 Target	Instantaneous	Base	0
Improved Heal Self	Self	Self	Permanent	Base	0
Improved Sense I	Self	Self	Permanent	Base	0
Improved Sense II	Self	Self	Permanent	Base	0
Shiatsu I	Touch	1 Target	Instantaneous	Base	Level
Level 7					
+1 vs. LI Effects	Self	Self	Permanent	Base	0
Death Memory	Touch	1 Target	Instantaneous	Base	7
Life Spark	Touch	1 Target	Instantaneous	Base	7
Truth Sense	Combat	1 Target	10 Minutes	Base	LI
Level 8					
Personal Augury	Self	1 Question	Instantaneous	Base	8
Level 9					
+2 vs. LI Effects	Self	Self	Permanent	Base	0
Shiatsu II	Touch	1 Target	30 Minutes	Base	Level
Level 10					
Immunity to Poison	Self	Self	5 Minutes or 1 Combat	Base	10
Precognition	Self	Self	Instantaneous	Base	10

Chapter 11: Ranger



What is a Ranger?

The abilities of Rangers are based upon their practical knowledge and experience of the outdoors, whether they adventure in a desert or a forest. The Ranger's knowledge of plants and animals is legendary, and a Ranger can read a trail or a campsite like a book.

Famous Ranger tropes: Aragorn™, Robin Hood™, Hawkeye™, or Perrin from The Wheel of Time™.

What Role do they fill on a team?

Rangers have unsurpassed skills with projectile missile weapons. They are the best hunters and trackers of all the character classes.

Why play an Ranger?

Rangers excel in their ability with a bow. Their capacity with hand-to-hand weapons is only slightly lesser than that of a Fighter or Knight. If you prefer to stay out of melee range but are comfortable when you need to wield a sword, the Ranger is for you.

At the 6th level, each Ranger chooses to specialize in one of the following fields, [Hunter](#), [Marksman](#), or [Skirmisher](#); once chosen, this specialization may never be changed.

Base Attributes

This section provides the Base attributes for a Ranger of each level. With the exception of Hit Points, these values are immutable and can never be permanently changed.

Weapons and Armor

The damage table below provides damage values for the class. Damage is not cumulative – you cause only the damage listed for your current level. The armor table provides Base values for each armor type.

Missile Weapon Usage: Yes

Weapon Group: Single Weapon, Dual Wield, Weapon and Shield

Armor: Cloth Armor, Leather Armor, Chain Mail

Shield Usage: Shield or Buckler

Level	Melee Damage	Marginal Archery Damage		Critical Archery Damage		Thrown Damage	
1	2	3		5		2	
2	3	4		6		3	
3	4	5		7		4	
4	5	6		8		5	
5	6	7		9		6	
	Ranger	Ranger		Ranger	Marksman	Ranger	Skirmisher
6	6	7		9	9	6	8
7	7	8		10	10	7	9
8	7	8		10	11	7	9
9	8	9		11	12	8	10
10	8	10		12	13	8	10

Level	No Armor	Cloth Armor	Leather Armor	Chain Mail	Plate Mail
1-10	0	1	2	3	NA

Hit Points and Ability Points

The Hit Points and Ability Point table below provides Base life and Ability Points for each level. Hit Points and Ability Points are not cumulative – you receive only the points listed for your current level.

Level	Limb Points	Hit Points	Ability Points
1	3	19	24
2	3	22	28
3	3	25	32
4	4	28	36
5	5	31	40
6	6	34	44
7	7	37	48
8	8	40	52
9	9	43	56
10	10	46	60

Casting Time:

Unless otherwise stated in the ability, all abilities have a default casting time.

Innate: 0 seconds

1st – 5th: 5 Seconds

6th – 10th: 10 Seconds

Ranger Abilities

Rangers have abilities that come from their knowledge of the outdoor environment; they use most of their abilities by spending ability points. Unless otherwise stated in the ability description, each of the Ranger's abilities requires a period of preparation; by default, this preparation time is 5 seconds for 1st through 5th level abilities and 10 seconds for abilities 5th level and higher. 5 seconds must pass between uses of any SAS. A Ranger must be conscious in order to use any Ranger abilities. Unless otherwise described, any materials required for preparation of an ability (for example, healing herbs or arrow-making supplies) are assumed to have been gathered by the Ranger at the beginning of each game day; the Ranger will find sufficient materials for the game-day regardless of the terrain or location.

Ranger abilities are not considered to be magical but come from expert training and knowledge of the outdoors; none of the damage enhancements granted by Ranger abilities will make the damage magical. Ranger abilities do not require a verbal component, but potion-Based abilities require a material component. To cast an ability, a Ranger must be physically able to complete the preparation for the ability; for example, if the Ranger is tied up, he cannot prepare a potion.

Rangers should role-play during their preparation times, such as going through the actions of making a potion, scanning the woods, or sharpening an arrow point. A Ranger's preparation time will be interrupted by anything that causes a loss of concentration, such as engaging in combat or being wounded. If preparation is interrupted, the Ranger will lose 1 ability point, and the attempt to use the ability will fail; the Ranger must wait 5 seconds before using another SAS or magic item. The Ability Points for an ability are expended when an ability is used, even for abilities such as [Healing Potion](#), [Hone Arrow](#), and [Find Herbs](#), where the product of the ability may be carried for a time before use.

Many of a Ranger's abilities come from potions that he can brew. All Ranger potions must be consumed in their entirety to have an effect and must be at least ½ cup in volume unless otherwise stated. If a potion representation is not available, it will take 5 seconds of role-playing to consume the potion. Potions cannot be combined; for example, a [Healing Potion](#) and a [Neutralize Poison Potion](#) could not be mixed in the same ½ cup volume. Rangers must role-play preparing their potions but may bring pre-made representations to save time. Once brewed, a potion will last for the remainder of the game day unless otherwise stated in the ability's description.

Innate Abilities

(Default Preparation Time = 0 seconds)

Find Water

Range: Self

Duration: 10 minutes

Stacking: Base

With this ability the Ranger can determine in which direction a source of drinkable water can be found; this ability does not tell the Ranger the distance to water. This ability is limited by GM knowledge.

Gather Food

Range: Self

Duration: Special

Stacking: Base

With this ability, the Ranger can gather enough food to prepare a meal for up to 10 people, which might consist of fruit, nuts, tubers, berries, or an occasional squirrel or rabbit. The Ranger must spend at least 10 minutes role-playing the search for food.

Gauge Non-Magical Missile Weapon

Range: Touch

Duration: Instantaneous

Stacking: Base

With this skill, the Ranger can gauge the non-magical enhancements that pertain to damage on a missile weapon, including an arrow, crossbow bolt, bow, bowstring, or crossbow. This skill will tell the Ranger what the item does, not what it is worth. A Ranger can also use this skill to gauge the non-magical properties of a magical missile weapon. For example, a Ranger could gauge the base damage done by a bow that releases a [Fire Ball](#) once a day, but not the magical properties, though he would realize there is *"more to this item than I can determine"*. The Ranger must handle an item for 5 seconds to use this skill.

Knockdown

Range: Self

Duration: Unlimited

Stacking: Base

A Ranger can apply a 5-second [knockdown](#) to any critical arrow a number of times equal to half their level per day.

Sense Potion Type

Range: Touch**Duration:** Instantaneous**Stacking:** Base

By inspecting a potion for 5 seconds, the Ranger can determine the specific nature of any non-magical potion and will know the type and strength of the potion. If the Ranger tries to use this ability to identify a poison or magical potion, they will not receive any specific information. However, they will know that the potion is magical and/or a poison.

Tracking

Range: Self**Duration:** Unlimited**Stacking:** Base

A Ranger can see and follow a faint, old, covered, or obscured trail. This skill is limited by GM knowledge.

Ranger Abilities

Name	Range	Area	Duration	Stacking	Cost
Innate					
Find Water	Self	Self	10 Minutes	Base	0
Gather Food	Self	Special	Special	Base	0
Gauge Non-Magical Missile Weapon	Touch	1 Target	Instantaneous	Base	0
Knockdown	Self	Special	Unlimited	Base	Level
Sense Potion Type	Touch	1 Target	Instantaneous	Base	0
Tracking	Self	Unlimited	Unlimited	Base	0
Level 1					
Healing Potion	Touch	1 Potion	Game Day or Until Used	Base	Var.
Identify Potion	Touch	1 Potion	Instantaneous	Base	1
Nature Lore	Self	Special	Instantaneous	Base	1*
Provide Shelter	Melee	10-foot radius	10 minutes per level	Base	1
Sense Poison	Touch	1 Target	Instantaneous	Base	1
Speak with Animals	Self	Special	10 Minutes	Base	1
Level 2					
Hone Arrows	Touch	5 Arrows	Game Day or Until Used	Modifier	L1
Make Arrows	Self	5 Arrows	Game Day or Until Used	Base	2
Penetrating Arrow	Self	1 Arrow	Instantaneous	Modifier	2
Level 3					
Animal Tamer	Combat	1 Target	10 Minutes	Base	3
Move Without Tracks	Self	S	5 Minutes per level	Base	3
Perceive Illusionary Terrain	Self	3x10x10 path	10 Minutes	Base	3
Sense Traps	Self	3x10x10 path	10 Minutes	Base	3
Target Arrow	Self	1 Arrow	Instantaneous	Stat Break	3
Level 4					
Animal Pact	Self	Self	Permanent	Base	0

Name	Range	Area	Duration	Stacking	Cost
Gauge Magical Missile Weapon	Touch	1 Target	Instantaneous	Base	0
Snapshot	Self	1 Arrow	Game Day or Until Used	Stat Break	4
Investigate Habitation	Combat	Special	Instantaneous	Base	0
Knockdown Arrow	Self	1 Arrow	Instantaneous	Modifier	4
Neutralize Non-Magical Disease Potion	Touch	1 Potion	Game Day or Until Used	Base	4
Neutralize Poison Potion	Touch	1 Potion	Game Day or Until Used	Base	4
Wathit	Combat	1 Target	Instantaneous	Base	Var.
Level 5					
Arrow of Slaying	Self	1 Arrow	Instantaneous	Modifier	Var.
Enhanced Senses	Self	30 Foot Radius	10 Minutes	Base	5
Long Arrow	Self	1 Arrow	Instantaneous	Stat Break	5
Guardian	Combat	Sight	8 Hours	Base	5
Level 6					
Conceal Self	Self	Self	5 Minutes per level	Modifier	LI
Find Herbs	Touch	1 Herb or Root	Game Day or Until Used	Var.	6
Level 7					
Githar's Arrow	Combat	1 Arrow	Instantaneous	Base	LI
Group Concealment	Self	5 Foot Radius	5 Minutes per level	Modifier	7
Group Move Without Tracks	Self	10 Foot Radius	5 Minutes per level	Base	7
Stun Arrow	Combat	1 Arrow	Instantaneous	Base	7
Track Lore	Melee	1 Set of Tracks	Instantaneous	Base	Var.
Tipline	Combat	3x12, 1 Target	Game Day or until triggered	Base	Var.
Level 8					
Aspect of the Beasts	Self	Self	5 Minutes or 1 Combat	Var.	8
Snare	Combat	3x12, 1 Target	Game Day or until triggered	Base	Var.
Level 9					
Deadfall	Combat	3x12, 1 Target	Game Day or until triggered	Base	Var.
Hunting Pursuit	Self	1 Target	Game day or until Terminated	Base	9
Level 10					
Killing Arrow	Combat	1 Arrow	Instantaneous	Base	10
No Defense Arrow	Combat	1 Arrow	Instantaneous	Base	10

Hunter Specialization

A ranger who specializes as a Hunter has devoted their fieldcraft in tracking and relentless pursuit of a chosen prey using both the bow and the blade to bring their quarry down. A Hunter works well with a pack or team maximizing the chances of a successful chase through their knowledge of herbs, potions, and tracking. The following abilities are gained by Rangers who specialize in the hunting and pursuit of dangerous creatures. These abilities are in addition to the standard Ranger abilities described above.

Name	Range	Area	Duration	Stacking	Cost
Level 6					
Brew Poison: Spell Plague Poison	Combat	1 Target	Game Day or until used	Modifier	6
Improved Enhance Senses	Self	30 Foot Radius	Instantaneous	Base	0
Improved Potion I	Touch	1 Potion	Instantaneous	Base	0
Prey of Choice I	Self	Special	Instantaneous	Base	0
Quarry I	Self	1 Target	Game Day or until used	Base	1/2 Level
Level 7					
Improved Track Lore	Combat	1 Set of Tracks	Instantaneous	Base	0
Plant Seek	Combat	Special	Var	Var.	7
Quarry II	Self	1 Target	Instantaneous	Modifier	0
Level 8					
Improved Potion II - Athelas	Touch	1 Potion	Instantaneous	Base	0
Quarry III	Self	1 Target	Instantaneous	Modifier	0
Rangers Herb - Knockout Poison	Touch	1 Potion	Game Day or until used	Modifier	8
Level 9					
Brew Venom Poison	Touch	1 Weapon	Next successful weapon strike	Modifier	1/2 Level
Prey of Choice II	Self	Special	Instantaneous	Base	0
Quarry IV	Self	1 Target	Instantaneous	Modifier	0
Level 10					
Improved Hunting Pursuit	Self	1 Target	Game Day or until terminated	Base	0
Master Potion - Athelas	Self	1 Target	Game day or until used	Base	0
Quarry V	Self	Self	Instantaneous	Base	1 time per day
Summon the Wild Hunt	Combat	Special	Special	Modifier	Special

Marksman Specialization

The Marksman has devoted their life to their expertise with a bow, pushing their skills to extreme levels dealing substantial damage to single targets at long ranges as well as using terrain and positioning to hinder assailants. These abilities are in addition to the standard Ranger abilities described above.

Name	Range	Area	Duration	Stacking	Cost
Level 6					
Deadly Precision I	Self	Self	Instantaneous	Base	0
Potion Arrow	Touch	1 or more arrows	Game Day or until used	Base	Var.
Surgical Strike	Self	Self	Instantaneous	Modifier	1/2 Level
Level 7					
Deadly Precision II	Self	Self	Instantaneous	Base	0
Twin Shot	Self	1 Arrow	Instantaneous	Modifier	7
Level 8					
Deadly Precision III	Self	Self	Instantaneous	Base	0
Pinning Shot	Self	1 Arrow	Instantaneous	Modifier	8
Level 9					
Deadly Precision IV	Self	Self	Instantaneous	Base	0
Driving Shot	Self	1 Arrow	Instantaneous	Modifier	9
Sagittarian Pinnacle	Self	1 Arrow	Instantaneous	Modifier	1/2 Level
Level 10					
Deadly Precision V	Self	Self	Instantaneous	Base	0
Kill Zone - Rain of Arrows	Combat	60 Feet	Instantaneous	Base	10

Skirmisher Specialization

The Skirmisher has devoted their efforts to master flanking combat. They rely on gadgets and skill to pick off or disable individual combatants and close in for the kill in melee. They are a good archer, but they are best in medium to close range using dual melee and thrown weapons. These abilities are in addition to the standard Ranger abilities described above.

Improved Thrown Weapons

Range: Var.

Duration: Instantaneous

Stacking: Modifier

The Skirmisher's Base damage on thrown weapons is increased by 2, reflected in the chart above.

Name	Range	Area	Duration	Stacking	Cost
Level 6					
Opportunist	Self	Self	Instantaneous	Stat Break	0
Flashbang Grenade I	Combat	5 Foot Radius	Game Day or until used	Base	6
Improved Thrown Weapons	Var.	Self	Instantaneous	Modifier	0
Level 7					
Net	Combat	1 Target	Instantaneous	Base	7
Swift Strike	Combat	1 Target	Instantaneous	Base	LI
Level 8					
Flashbang Grenade II	Combat	5 Foot Radius	Game Day or until used	Base	0
Sticky Bomb	Combat	5 Foot Radius	Game Day or until used	Base	Var.
Level 9					
Sap Strike	Combat	1 Target	Instantaneous	Base	1/2 Level
Level 10					
Cull the Weak	Combat	5 Foot Radius	Game Day or until used	Base	10
Flashbang Grenade III	Combat	5 Foot Radius	Game Day or until used	Base	0

Chapter 12: Thief



What is a Thief?

Entry into forbidden places, opening of locked doors, evaluation of treasure, understanding people, getting a good bargain, and disguising a character's appearance – it is tough to match a Thief in these situations and more.

Famous Thief tropes: Aladdin™, Regis from Forgotten Realms™, Tasslehoff Burrfoot™, or Bilbo Baggins™.

What Role do they fill on a team?

Stealth, agility, deftness of hand, and a deep knowledge of human nature are the Thief's tools of trade. When it is time for secrecy or subtlety, a Thief has many skills to offer, whether the situation calls for spying and eavesdropping or silent removal of a guard or two.

Why play an Thief?

No one can handle traps—either disarming or placing them—like a thief. This is a role for someone who prefers stealth and moving around the outside of combat, delivering backstabs, or fast talking the team out of trouble.

At the 6th level, each Thief chooses to specialize in one of the following fields, [Assassin](#), [Infiltrators](#), or [Scout](#); once chosen, this specialization may never be changed.

Base Attributes

This section provides the Base attributes for a Thief of each level. With the exception of Hit Points, these values are immutable and can never be permanently changed.

Weapons and Armor

The damage table below provides damage values for the class. Damage is not cumulative – you cause only the damage listed for your current level. The armor table provides Base values for each armor type.

[Missile Weapon Usage](#): Yes

[Weapon Group](#): Single Weapon or Dual Wield

[Armor](#): Cloth Armor, Leather Armor.

[Shield Usage](#): Buckler

Level	Melee Damage	Marginal Archery Damage	Critical Archery Damage	Thrown Damage	Backstab Damage		
1	1	1	3	3	4		
2	2	2	4	4	8		
3	3	3	5	5	12		
4	4	4	6	6	16		
5	5	5	7	7	20		
	Thief	Thief	Thief	Thief	Scout	Thief	Assassin
6	5	5	7	7	9	23	27
7	6	6	8	8	10	27	30
8	6	6	8	8	10	30	34
9	7	7	9	9	11	34	37
10	7	7	9	9	11	37	40

Level	No Armor	Cloth Armor	Leather Armor	Chain Mail	Plate Mail
1-10	0	1	2	NA	NA

Hit Points

The Hit Point table below provides base Hit Points for each level. Hit Points are not cumulative – you receive only the points listed for your current level.

Level	Limb Points	Hit Points
1	3	19
2	3	22
3	3	25
4	4	28
5	5	31
6	6	34
7	7	37
8	8	40
9	9	43
10	10	46

Casting Time:

Unless otherwise stated in the skill, all skills have a default casting time.

Innate: 0 seconds

1st – 5th: 5 Seconds

6th – 10th: 10 Seconds

Thief Skills

Thieves have skills that come from their agility and basic knowledge of human nature. All of a Thief's skills are considered to be innate – skills are gained at different levels at no spell or ability point cost. The only limitation on a Thief's use of their skills is that most are restricted to a finite number of uses per game day. In most cases, the number of uses is based on the level of the Thief, but some skills can be used an unlimited number of times. Because none of a Thief's skills are considered to be magical, they cannot be affected by [Dispel Magic](#). The majority of a Thief's skills require no activation or invocation

time; skills that do require invocation will specifically note that in the description. 5 seconds must pass between each use of a skill, ability, spell, or magic item.

Some of a Thief's skills come from potions that can be brewed. All potions must be consumed in their entirety to have an effect and must be at least ½ cup in volume unless otherwise stated. If a potion representation is not available, it will take 5 seconds of role-playing to consume the potion. Potions cannot be combined; for example, a [Healing Potion](#) and a [Neutralize Poison Potion](#) could not be mixed in the same ½ cup volume. Thieves must role-play preparing their potions but may bring pre-made representations to save time. Once brewed, a potion will last for the remainder of the game day unless otherwise stated in the ability's description.

Name	Range	Area	Duration	Stacking	Cost
Level 1					
Backstab	Melee	1 Target	Instantaneous	Modifier	No Limit
Gauge Value of Non-Magical Treasure	Touch	1 Target	Instantaneous	Base	No Limit
Pick Locks	Touch	1 Target	Special	Base	Level / Lock, Min. 2*
Sense Poison	Touch	1 Target	Instantaneous	Base	No Limit
Thief's Hearing	Combat	Self	5 Min.	Base	Level, Min. 2*
Level 2					
Gauge Value of Magic Item	Touch	1 Target	Instantaneous	Base	No Limit
Kill Dagger	Touch	1 Target	5 Min.	Base	1/2 Level, Min 2*
People Lore	Self	3'X10'X10'	Instantaneous	Base	1/2 Level, Min 2*
Sense Traps	Self	3'X10'X10'	10 Min.	Base	Level
Sharpen Daggers	Touch	5 thrown Weapon	Game Day or till used	Modifier	1/2 Level, Min 2*
Level 3					
Define Trap – Mechanical	Self	1 Target	Instantaneous	Base	Level
Escape Bonds	Self	Self	Instantaneous	Base	1/2 Level, Min. 2*
Fence Item	Self	1 Item	Instantaneous	Base	Level
Memory	Self	Self	Instantaneous	Base	Level
Reduce Lock Type, -1	Touch	1 Target	5 Min.	Base	Level
Set Needle Trap	Combat	1 Target	Game Day or till used	Base	1/2 Level
Tracking	Self	Unlimited	Unlimited	Base	Level
Level 4					
Bypass Trap – Mechanical	Self	1 Target	Instantaneous	Base	No Limit
Distrust	Self	1 Spell	Instantaneous	Modifier	No Limit
Improved Thief's Hearing	Combat	Special	5 Min.	Base	Level
Intuit Code	Self	1 Target	Instantaneous	Base	1/2 Level

Name	Range	Area	Duration	Stacking	Cost
Intuit Trap	Self	1 Target	Instantaneous	Base	Level
Know Class	Combat	1 Target	Special	Base	1/2 Level
Set Projectile Trap	Combat	3'X10'X10',1 Target	Game Day or till used	Base	1/2 Level
Thief's Touch	Self	1 Target	Instantaneous	Base	Level
Truth Sense	Combat	1 Target	10 Min.	Base	1/2 Level
Level 5					
Climbing	Self	Self	Special	Base	Level
Conceal Item	Touch	1 Item	Game Day	Base	1/2 Level
Conceal Self	Self	Self	5 min. / Level	Modifier	Level
Disarm Trap – Mechanical	Touch	1 Target	Instantaneous	Base	Level
Obscure Class	Self	Self	5 Min./ Level	Base	1/2 Level
Thief's Poisoned Edge	Touch	1 Weapon	Next successful weapon Strike	Modifier	Level
Level 6					
+2 LI vs. Concealment	Combat	Self	Permanent	Modifier	No limit
Agility	Self	Self	5 Min.	Base	1/ Day
Bargain	Self	Self	Instantaneous	Base	1/2 Level
Bypass Glyph/Sigil	Self	Self	Special	Base	Level
Conceal Item on Self	Self	1 Item	Game Day	Base	Level
Conceal Other	Touch	1 Target	5 Min./ Level	Modifier	Level
Distrust for Others	Combat	1 Target	Instantaneous	Modifier	Level
Level 7					
Brew Poison: Venom Poison	Touch	1 Weapon	Next Successful Weapon Strike	Modifier	2
Define Trap – Magical	Self	1 Target	Instantaneous	Base	Level
Disguise	Self	Self	5 Min./Level	Base	Level
Dodge Blow	Self	1 Blow	Instantaneous	Base	1/2 Level
Forgery	Touch	1 Document	Permanent	Base	Level
Neutralize Poison Potion	Touch	1 Potion	Game Day or till used	Base	1/2 Level
Reduce Lock Type, -2	Touch	1 Target	5 Min.	Base	Level
Level 8					
+2 LI vs. Disguise	Self	Self	Permanent	Modifier	No Limit
+2 LI vs. Forgery	Self	Self	Permanent	Modifier	No Limit
Brew Poison: Red Death	Touch	1 Weapon	Next Successful Weapon Strike	Modifier	1
Bypass Trap – Magical	self	1 Target	Instantaneous	Base	Level

Name	Range	Area	Duration	Stacking	Cost
Deception	Self	Self	5 Min./ Level	Modifier	1/2 Level
Disguise Others	Touch	1 Target	5 Min./ Level	Base	1/2 Level
Improved Conceal Self	Self	Self	5 Min./ Level	Modifier	Level
Level 9					
Apply Kill Dagger to Needle Trap	Touch	1 Trap	Game Day or till Used	Base	1/2 Level
Disarm Trap – Magical	Touch	1 Target	Instantaneous	Base	Level
Level 10					
Backstab with Knockdown	Melee	1 Target	Instantaneous	Modifier	1/2 Level
Improved Neutralize Poison Potion	Touch	1 Potion	Game Day or till Used	Base	1/2 Level
Uncanny Senses	Self	Self	Permanent	Base	No Limit

Assassin Specialization

An assassin has honed their skills with a blade to deliver devastating damage on an unsuspecting target, disabling that target so they can retreat to safety to find a new mark. These abilities are in addition to the standard Thief abilities described above.

Name	Range	Area	Duration	Stacking	Cost
Level 6					
Bloodhound	Combat	1 Target	5 Min.	Base	No Limit
Improved Backstab	Melee	1 Target	Instantaneous	Modifier	No Limit
Improved Thief's Poisoned Edge	Touch	1 Weapon	Next Successful weapon Strike	Modifier	Level
Level 7					
Disengage	Melee	1 Target	15 Sec.	Base	1/2 Level
Superior Backstab	Melee	1 Target	Instantaneous	Modifier	Level
Level 8					
Improved Brew Venom Poison	Touch	1 Weapon	Next Successful Weapon Strike	Modifier	1/2 Level
Master Backstab	Melee	1 Target	Instantaneous	Modifier	1/2 Level
Stasis	Touch	1 Target	30 Min.	Base	1/2 Level
Level 9					
Death Mask	Self	Self	5 Min./Level	Base	Level
Master Thief's Poisoned Edge	Touch	2 Weapons	Next successful Weapon Strike	Modifier	1/2 Level
Level 10					
Improved Brew Red Death Poison	Touch	1 Weapon	Next successful Weapon Strike	Modifier	3 per day
True Kill Dagger	Touch	1 Weapon	15 Min.	Modifier	1/2 Level

Infiltrator Specialization

An Infiltrator has focused their skills involving infiltration and stealth to legendary levels. What the Infiltrator lacks in combat strength compared to the Assassin or Scout, they more than make up for by allowing their team to overcome all the locked doors, high walls, lethal traps, and guard patrols standing between them and their objective. These abilities are in addition to the standard Thief abilities described above.

Name	Range	Area	Duration	Stacking	Cost
Level 6					
Brew Poison: Spell Plague Poison	Combat, Ingestible	1 Target	Game Day or till Used	Damage	1/2 Level /day
Improved Conceal Self	Self	Self	5 min./ Level	Modifier	Level
Improved Pick Locks I	Touch	1 Target	Instant	Base	Level +1 / Lock
Satchel Charge	Combat, Ingestible	*Special	5 Min.	Modifier	1/2 Level
Second Story Work I	Self	1 Target	*Special	Base	Level
Level 7					
Active Camouflage	Self	Self	5 min. / Level	Modifier	Level
Plant Seek	Combat	Special	Var.	Var.	1/2 Level
Scry Glyph/Sigil	Combat	1 Glyph	Instant	Base	1/2 Level
Second Story Work II	Self	1 Target	* Special	Base	1/2 Level
Level 8					
Improved Disguise	Self	1 Target	5 Min./ Level	Base	Special
Improved Pick Locks II	Self	1 Target	Instant	Base	Special
Second Story Work III	Self	1 Target	* Special	Base	1/2 Level
Shadowshift	Combat	Self	5 min.	Base	1/2 Level
Level 9					
Improved Reduce Lock Type I	Touch	1 Target	5 Min.	Base	1/2 Level
Shadowshift Other	Combat	1 Target	5 Min.	Base	1/2 Level
Second Story Work IV	Self	1 Target	* Special	Base	1/2 Level
Superior Reflexes	Self	Self	Instant	Base	1/2 Level
Level 10					
Improved Reduce Lock Type II	Touch	1 Target	5 Min.	Base	1/2 Level
Telekinetic Pick Locks	Combat	1 Target	Special	Base	1/ Day
Master of Shadow	* Special	Self	Instant	Base	Special
Second Story Work V	Touch	Special	Instant	Base	1/2 Level

Scout Specialization

A scout has honed their skill in fieldcraft both in battle and in reconnaissance. A Scout is the undisputed master of thrown weapons and medium ranged combat.

Improved Thrown Weapons

Range: Self

Duration: Instantaneous

Stacking: Base

The Scout's Base damage on thrown weapons is increased by 2. This is an innate of the class and is reflected in the chart above.

Name	Range	Area	Duration	Stacking	Cost
Level 6					
Battlefield Lore	Self	1 Battlefield	Instant	Base	Level
Improved Thrown Weapons	Self	Self	Instant	Base	Permanent
Reconnoiter	Self	Self	Var.	Base	* Special
Level 7					
Active Camouflage	Self	Self	5 Min./ Level	Modifier	Level
Improved Projectile Trap	Combat	3'X10'X10'	Game Day or till Used	Base	Level
Improved Thief's Hearing	Self	Self	Instant	Base	Permanent
Level 8					
Ranged Backstab	Combat	1 Target	Instant	Modifier	1/2 Level
Level 9					
Thief's Dagger	Combat	1 Limb	Instant	Base	1/2 Level
True Sight	Self	10'X30'X10	30 sec.	Base	1/2 Level
Level 10					
No Defense Dagger	Combat	2 Daggers	Game Day or till Used	Base	1/2 Level

Chapter 13: Loremaster

A Loremaster, also known as a team leader or team captain, is an individual who receives a challenge from a Game Designer to assemble a team to play in his game. In addition to the SAS that he receives based on his class and level, each Loremaster has a special ability called [Inspire](#) that may be used once per game day. In the unfortunate situation where the Loremaster dies, the player who assumes leadership of the team may still use the [Inspire](#) provided it has not been used but does not gain the lore passed on from the GD. An NPC can use this ability only by game design.

To reflect his extensive knowledge, A Loremaster may also cast a [Major Lore](#) 1 time a day for free. Additionally, the Loremaster may cast a single lesser lore 1 time, (not 1 time each), such as [Religion Lore](#) or [People Lore](#).



Inspire

Range: Combat

Duration: 5 minutes or 1 Combat

Stacking: Stat Break

Uses: 1 per game day

This ability requires no time to cast and can be used as an immediate counter; the Loremaster can cast this ability regardless of his ability to move or speak. When this ability is used, all members of the Loremaster's team who are within the area of effect will gain a +2 resistance versus LI effects; the area of effect for this ability includes any team member who is within 60 feet of the Loremaster or who can see or hear him from any range.

[Inspire](#) will counter previously cast LI spells or abilities if the affected player's new effective LI resistance is high enough. For example, a 6th level character would only be affected by LI effects of 8th level or greater. Because this ability belongs to the Special stacking group, it can be used in conjunction with similar SAS such as [Battle Fever](#) and [Confidence](#).

Chapter 14: Using Character Spells, Abilities, and Skills

Each IFGS character has a set of skills that represents training and accumulated knowledge. Some characters train to cast spells, some train to use weapons, and others train in stealth. This training and specialized knowledge are determined by a character's class and the spells, abilities, and skills (SAS) that come along with it.

This chapter discusses the use of character SAS and the in-game mechanics which must be understood in order to use and react to them. (Note: in this book, the following terms will be used when discussing the use of spells, skills, and abilities: casting – method of use for a spell; activation – method of use for some abilities and skills; meditation – method of use for some abilities; invocation – generic method of use for an SAS, which can include any of the previous methods).

PCs, NPCs, and GMs should thoroughly educate themselves in the effects of SAS so that they can react appropriately in a game. Rarely is there time in the heat of combat to look an effect up in the rule book. Everyone's playing experience is enhanced if all participants can react quickly to an SAS.

Attributes of a Spell, Ability, or Skill

Each SAS is presented by character class, specialty, and level in chapter 3 – 12 with a full explanation in [Chapter 15](#). The following information is presented:

SAS Name

Range: Maximum possible range from the character to the target

Area: Maximum number of targets or size of the area that the SAS can affect

Duration: Length of time the SAS will remain in effect

Stacking: Which stacking categories the SAS belongs to (discussed in depth in Chapter 23)

Misc.: Other information pertinent to use of the SAS, such as a [Knockdown](#) or material component

Cost/Uses: The number of the spell or Ability Points required to use the SAS, or the number of available uses

Level

This is the level at which a character gains the power to use the SAS. A character only has access to SAS of her level and below.

Default Invocation Time

The invocation time of an SAS is the length of the verbal incantation, meditation, or other activation needed to successfully use the SAS. 1st through 5th level SAS have a default 5-second invocation time, 6th level and above SAS have a 10-second invocation time unless otherwise indicated in the description of the SAS or character class. The maximum invocation time for any SAS is 5 seconds longer than the times listed above. Extending an invocation for an extended period while you wait for your target to get in the range is not permitted. If an invocation time is too short or is extended by more than 5 seconds, the invocation will fail, and the character will lose 1 spell or ability point.

Invocation time does not include calling out the affected targets, amount of damage or other effects since these are considered part of the mechanics of the game. If a character is interrupted while calling out any of this information (for example, if knocked unconscious or takes damage), they should finish calling out the targets and effects of the SAS before reacting to the interruption.

Range

Range defines the maximum allowable distance from the caster to the center of the defined area of effect for the SAS. If the range is defined as touch, the character must have one or both hands within 1-inch of the target. When a range is listed as self, then the abilities granted by the SAS will only affect the caster.

Area

Area, or area of effect, defines the size of area or number of targets that an SAS can affect. SAS can have an area of effect ranging from a single creature to a geometrically-defined area like a 5' radius circle. For an area of effect described geometrically, the center of the area is located at a point within the maximum range of the SAS and determined by the caster.

Characters are affected by their own multiple-target SAS unless otherwise stated in the SAS description (see [Crash Time](#) and [Clinging Vine](#)). For example, if a Magic User casts a [Fireball](#) and is in the area of effect of the spell, then they are affected by the damage of that [Fire Ball](#).

Durational spells that have an area of effect greater than a single target are treated as single-target spells for the purposes of [Dispel Magic](#). If the spell is successfully dispelled, then the effects of the spell would be removed for the target only, not for all characters affected by the durational spell. Examples of this type of spell are [Enhance](#) and [Group Haven](#).

All SAS cast during combat or melee must have a legitimate target. Single-target SAS such as [Fire Strike](#) may be targeted at any single object. The targeting of area-effect SAS is not precise, thus area-effect SAS used in combat cannot be centered at a particular spot on the ground or in the air but must be targeted at or between significant targets. A significant target is a character, object, or monster at least the size of a buckler. Small stones, leaves, or twigs would not be considered significant targets for the purpose of targeting area-effect SAS. Note that area-effect SAS are not limited to two legitimate targets; rather, all targets within the area of effect will be subjected to the effects of the SAS. For SAS such as [Reverse Lock](#), where a particular type of target is specified in the description, these objects are the only legitimate targets.

Duration

The duration of an SAS is the length of time that it will remain in effect. This can be a fixed period of time, such as 5 minutes, or a variable period defined in the SAS description. If the duration is listed as 1 minute per level, an SAS cast at 2nd level would have a duration of 2 minutes. SAS with a duration of one combat or one game day, whichever comes first, will last until the affected character is involved in and finishes combat, or until the end of the current game day, whichever comes first. A game day typically extends from the start of the game until the game end or planned downtime, whichever comes first; however, a Game Writer can also designate that a new game day starts or ends at any time. For SAS with a duration of a fixed time period or the end of the current combat (for example, 5 minutes or the end of combat), if the affected character is not involved in combat when the spell is cast, then the duration will automatically be the fixed time period.

SAS last for their full duration unless they are successfully dispelled with use of [Dispel Magic](#). Unconsciousness, sleep, or death of the affected character does not end the duration of an SAS.

Stacking

Stacking places limits on the number and type of effects a single character may have in effect at any given time. Stacking is discussed in depth in [Chapter 24](#).

Miscellaneous

This attribute indicates that there is other information pertinent to the use of the SAS, such as a [Knockdown](#) or required material component. This information will always be completely described within the description of the ability.

Level Influential

Level Influential (LI) SAS affects the personality, skill, intelligence, or power of another creature at a cost of 1 spell or ability point per 2 levels of effect (round up). A character can affect creatures up to and including their current casting level.

Example: For 3 spell points, a 6th level caster could cast an LI spell that would affect creatures up to the 6th level. The same caster could choose to spend 2 points to affect creatures up to 4th level, or just 1 point to affect characters up to 2nd level.

The caster must call out the level they are attempting to affect, or the SAS will not work (and they will lose 1 spell or ability point or a slot from the LI Pool). If an LI SAS is used on someone the caster cannot affect, the target will be aware that an SAS was unsuccessfully cast upon them.

If a creature has an LI SAS in effect and someone else uses a higher-level LI SAS on them, then the higher-level SAS will be the controlling effect. For example, if a Cleric casts a [Control Undead](#) on a creature at the 5th level and another Cleric casts a [Control Undead](#) on the same creature at the 6th level, the undead creature would follow the commands of the 6th level Cleric. If both Clerics are of the same level, then the first spell cast will be the controlling spell.

All spellcasting classes (Alchemist, Bard, Cleric, Druid, and Magic User) start the day with a “pool” of LI spells equal to their level. These pool spells are designated with the word “Pool” in the name and under the description of the spell. A spellcaster may cast his level of LI spells per day for free. If the spellcaster adds a modifier to this spell the modifier is not free, for example, a magic user cast [Enthrall](#) for free but decides to add a [LI Enhancement +1](#) to it. This spell would cost him one of his free slots plus an additional 3 spell points for the +1 LI enhancement. Any spell used from the pool must be called as “Free Spell” An LI pool spell that does not affect a single target spell is considered to have been used and will use up a slot from the pool. If a spellcaster is using points however, the points are not expended.

Reversible Spells

Spells are not reversible unless specifically indicated in their spell descriptions. The effects of reversible spells are explained as part of the spell’s description.

Cost/Uses

Each SAS has an associated cost or number of uses, which is generally based on the class and level of the SAS. The cost of a spell or ability is an indication of the amount of energy, measured in spell or ability points, required to cast it. Each character, with the exceptions of Fighters and Thieves, has a pool of points that represents available energy for the game day; this number increases as higher levels are attained. Most spells and abilities have a point cost equivalent to the level of the SAS, although some have a variable point cost. This means that a character can spend up to their level in Spell or Ability Points for each invocation unless otherwise stated. For example, a 5th level Magic User could cast [Dead Eye](#) for 1, 2, 3, 4, or 5 spell points, causing 2, 4, 6, 8, or 10 points of damage respectively. The level at which the spell or ability is cast is at the discretion of the character, not exceeding the allowable maximum or below the allowable minimum, and points are spent accordingly.

Casting a Spell



The procedure for casting a spell is the same for all spell-casting classes and requires care and focus. First, you must decide which spell you want to cast. Thorough knowledge of the spells available to your character, as determined by class and level, is a necessity. You should know them well enough that little time is required to decide your actions.

Once you have chosen the spell, you can begin your actual casting. You recite a verbal incantation (also known as the verbal component) while moving your hands in a ritualistic manner to indicate you are casting (also known as the somatic component), use the material component if required, and then call out the name of the spell, its effect or damage, the level of effect for Level Influential (LI) spells, and all targets of the spell.

Example: To cast a 3rd level [Crash Time](#), a Magic User might say “*By the powers arcane, the forces of light and shadow, I, Gordon, call on these to do my will, [Crash Time](#), 3rd level, blue, green, and red.*”

It is not necessary for other PCs or NPCs to hear your incantation, but they must be able to hear the name of the spell and the effect or damage. Your incantation must be loud enough for it to be audible to someone standing 5 feet away; whispering or mouthing the incantation is not allowed. Targets are usually identified by the color they are wearing, but in cases where NPCs are wearing the same color, you may need to identify the target by name or some other feature. Verbal, somatic, and material components are discussed in greater detail later in this section.

Spellcasting requires a significant focus and cannot be done while the caster is running, climbing, fighting, walking, or performing any other action the GM decides is too vigorous. You may take no more than one step while casting a spell. Outside of combat, for role-playing purposes, these restrictions may be relaxed. For example, a “*Cleric of the Dance*” might dance while casting a healing spell or a Druid doing Plant Seek may wander about. GM discretion should be used as needed.

Spellcasting always requires the use of both arms. If one of your arms is at 0 Hit Points, you may not cast ANY spells until that arm has been healed up to at least 1 hit point. Appropriate magic items may be used to heal the arm if your character possesses such items.

When casting an offensive spell, your target must be in sight while you are casting the spell. If the target temporarily breaks the line of sight but reappears before the end of the casting time the spell may still be called on the target. If the target is not in sight at the end of the casting time, or for more than 5 seconds total, the target is no longer accessible, the casting time is disrupted, and 1 spell point is lost.

NOTE: ONCE THE INVOCATION IS COMPLETE, THE EFFECT IS CALLED. ONCE THE CALL IS COMPLETED, THE FIVE-SECOND RULE BEGINS. THERE IS NO PROTECTION FOR THE CALLER DURING THIS TIME. THIS MIRRORS THE RULE ALREADY CLEARLY OUTLINED IN THE RULEBOOK THAT ARROW AIMING TIME CAN BEGIN AFTER THE ARROW EFFECT IS CALLED.

HOWEVER, A NOTE ON ETIQUETTE: SINCE THE CALLING OF EFFECTS IS NOMINALLY INSTANTANEOUS, IT IS CONSIDERED COURTEOUS TO NOT ATTACK SOMEONE TRYING TO COMMUNICATE OUT -OF-GAME MECHANICS WITH OTHERS.

Using Abilities and Skills

Abilities and skills do not require verbal, somatic, or material components unless specified in the description of the ability or skill. For abilities or skills that require a period of preparation, the player must role-play the action (for example, mixing a potion or sharpening a blade) and may not take more than one step, activate magic items, or participate in offensive or defensive combat for the entire duration of the preparation time.

Damage

Damage caused by an SAS is applied to the target’s torso unless otherwise indicated in the SAS description. Certain spells cause elemental damage, such as fire, ice, earth, or lightning attacks. Fire attacks do not set objects on fire, ice attacks do not freeze objects, etc.

Using SAS at Night

To use ranged SAS at night, a character should indicate each target with a short flash from a tight-beamed flashlight. Care should be taken to avoid shining flashlights into the eyes of others. Laser pointers are not allowed.

Disrupted Invocation

Spellcasting, meditation, and ability activation are disrupted if the user is interrupted by an outside influence. If a character is attacked either physically or magically while using an SAS, then her invocation may fail. Because of the 1-point rule, any

hit by a weapon on a character will disrupt an invocation, unless a spell caster is casting under a [Concentration](#) spell. Spell damage will not disrupt a character's invocation if she has magical protections that exceed the amount of spell damage. Spells such as [Gale](#) that do not cause damage but do cause a [Knockdown](#) will also disrupt an invocation. If a character's invocation is disrupted, they lose 1 spell or ability point. Also, if a character chooses not to complete the invocation for any reason, they will still lose 1 spell or ability point. If a Fighter or Thief is interrupted while attempting to use a skill, the skill is not considered to have been used.

NOTE: USING AN IMMEDIATE COUNTER WILL ALSO DISRUPT AN INVOCATION.

Conjuration Time

Some SASs require a conjuration time, which immediately follows the invocation time and is the time required to actually perform the SAS. Magic items that perform these SAS instantaneously (by use of the [Autocast](#) modifier, for example) are considered to eliminate the invocation time, but the full conjuration time would still be required unless otherwise noted in the magic item's description.

Components

Some SAS may require verbal, somatic, and material components. When indicated in the description of the SAS, they are required to successfully use the SAS. Any SAS that requires a material component will include a description of exactly what is needed and how to use it. Material components include colored flags, fluorescent tape, duct tape, gold representations, and bean bags.

Material Component

Any SAS that requires a material component will include a description of exactly what is needed and how to use it. Material components include colored flags, fluorescent tape, duct tape, gold representations, and bean bags.

Colored flags are the most common material component and are used to represent some durational spell effects. Flags must be at least 11 inches long and 4 inches wide and are commonly made of felt or some other fabric. A flag must be visibly either held in the hand or affixed upon the wrist of the affected character for the duration of the SAS. If a player loses or forgets their flags, they cannot use any SAS requiring flags of those colors (which is a good reason to carry a few spares). Because flags are only a game mechanic, they cannot be stolen or removed from the affected character. These flags are used for the protection of all participants and help to make PCs and NPCs aware of each other's ongoing SAS effects.

Eight colors of flags are currently in use, each of which indicates a different type of ongoing effect. If a character has two or more SAS in effect that require flags, even flags of the same color, multiple flags must be held. Red flags indicate that the affected character has pre-cast a spell that may cause damage to anyone touching or attempting to damage them. Blue flags indicate purely defensive SAS. White flags indicate characters that are in [Phase Out](#) or are invisible. Yellow flags indicate that a character is concealed or should be ignored or avoided; these are generally LI effects. Green flags indicate the use of an SAS such as [Disguise](#); these are often LI effects. Purple flags are used for the [Speed](#) ability. Brown flags indicate that any IFGS weapons are being used to represent natural weapons such as claws or teeth, which are generally not susceptible to skills like [Disarm](#). Orange flags represent a creature that is a familiar. See the current **Bluebook** for complete rules on familiars.

Flag Colors	
Color	General Indication
Red	Danger
Blue	Defensive
White	<i>Phase Out</i> or Invisibility
Yellow	Avoidance
Green	Change in Appearance
Purple	<i>Speed</i>
Brown	Natural Weapons
Orange	Familiar

Somatic Component

The somatic component is the physical gestures made while invoking an SAS. Arm motions should be well-defined, and easily observable, but they need not be flamboyant or attract attention. Complete free arm movement of both arms is required for spell casting; for example, you cannot cast a spell if your arms are bound or otherwise restricted. If an arm has lost all of its limb points it is unusable, and the character cannot cast spells until the arm is healed.

Verbal Component

The verbal component is the incantation or the words that are spoken while invoking an SAS and must continue for the full duration of the invocation. The verbal component must be spoken clearly and distinctly and must be loud enough to be audible to someone standing 5 feet away; whispering or mouthing the incantation is not allowed. Each caster is encouraged to invent her own incantations as a part of her role-playing. As an example, a caster could use as a verbal component for 1st through 5th level spells, *“By the powers arcane and the skill within me, by my rightful claim, I cast (name of spell).”* The caster would have to add more words to this to create an incantation of the correct duration for higher-level spells. A caster can use the same incantation for all spells or a different incantation for each spell if they desire.

Consent Rule

Some SASs require the consent of the target, as stated in their individual descriptions.

Five-Second Rule

5 seconds must pass between each use of an SAS and each activation of a magic item.

If the invocation of an SAS or activation of a magic item is disrupted, the character must still wait 5 seconds before they may begin another invocation or activation. This does not include permanent items that are defined as constantly “on” or that do not require voluntary activation.

Certain categories of class abilities are exempt from the Five-Second Rule. These include all base values such as armor, character level, and weapon damage, as well as continuously active abilities such as [Immunity to Non-Magical Disease](#). Exclusively physical actions of the player are also not subject to the Five-Second Rule, although safety may dictate a reasonable interval. These include applying Bindings, lock picking, throwing bean bags, taking weapon blows, and role-playing efforts such as talking.

Some SASs are “Pre-Cast”, that is, the invocation takes place before the actual effect is used. Examples include [Autocast](#), [Double Effect](#), [Electrify](#), [Physical Protection](#), [Spell Negation](#), and [Wrath](#). All pre-cast SAS are exempt from the Five-Second Rule. SAS with durations, such as [Concentration](#), are only subject to this rule when first cast and not when in use. Also, some SAS are referred to as “Immediate Counters” and have no invocation time (such as [Dodge Blow](#), or [Evade](#)); the Five-Second Rule does not restrict these SAS, so they may be called at any time. After using a pre-cast SAS or an immediate counter, the character must still wait 5 seconds before invoking another SAS, magic item, or [another immediate counter](#).

Chapter 15: Skills, Abilities, and Spells

+1 Magical Weapon

Range: Self **Duration:** Permanent **Stacking:** Enhancement
The caster may use their relic or order-blessed weapon as a +1 magical weapon.

+1 vs. Charm Effects

Range: Self **Duration:** Permanent **Stacking:** Base
The caster gains a +1 to resistance versus LI effects centered around mind effecting spells such as [Enthrall](#) or [Simon Spell](#).

+1 vs. LI Effects

Range: Self **Duration:** Permanent **Stacking:** Base
The caster gains +1 to resistance versus LI effects.

+2 LI vs. Concealment

Range: Self **Duration:** Permanent **Stacking:** Modifier
The caster can detect concealed objects or persons at their level +2 that are within 50 feet. This skill is always in effect.

+2 LI vs. Disguise

Range: Self **Duration:** Permanent **Stacking:** Modifier
The caster can detect someone using the [Disguise](#) ability at their level +2. This skill is always in effect.

+2 LI vs. Forgery

Range: Self **Duration:** Permanent **Stacking:** Modifier
The caster can detect a [Forgery](#) at their level +2. This skill is always in effect.

+2 Magical Weapon

Range: Self **Duration:** Permanent **Stacking:** Enhancement
The caster may use their relic or order-blessed weapon as a +2 magical weapon.

+2 vs. Charm Effects

Range: Self **Duration:** Permanent **Stacking:**
The caster gains +2 to their resistance versus LI effects centered around charms such as [Enthrall](#), [Simon Spell](#), or [Crashtime](#). This increase is not cumulative with previously gained bonuses vs charm effects.

+2 vs. LI Effects

Range: Self **Duration:** Permanent **Stacking:** Base
The caster gains +2 to their resistance versus LI effects. This increase is not cumulative with previously gained bonuses vs LI effects.

+3 Magical Weapon

Range: Self **Duration:** Permanent **Stacking:** Enhancement
The caster may use their relic or order-blessed weapon as a +3 magical weapon.

+4 Magical Weapon

Range: Self

Duration: Permanent

Stacking: Enhancement

The caster may use their relic or order-blessed weapon as a +4-magical.

+5 Magical Weapon

Range: Self

Duration: Permanent

Stacking: Enhancement

The caster may use their relic or order-blessed weapon as a +5-magical weapon.

2nd Additional Instrument

Range: Self

Duration: Permanent

Stacking: Enhancement

The caster at this level has mastered their instrument to such a degree they can emulate other instruments with their main instrument. They may choose an additional instrument to focus on without the need to carry an additional instrument. Once the additional instrument is chosen it may not be changed. They may use their current instrument to emulate the new focus.

3rd Additional Instrument

Range: Self

Duration: Permanent

Stacking: Enhancement

The caster at this level has mastered their instrument to such a degree they can emulate other instruments with their main instrument. They may choose an additional instrument to focus on without the need to carry an additional instrument. This is in addition to all other instruments granted by the class. Once the additional instrument is chosen it may not be changed. They may use their current instrument to emulate the new focus.

4th Additional Instrument

Range: Self

Duration: Permanent

Stacking: Enhancement

The caster at this level has mastered their instrument to such a degree they can emulate other instruments with their main instrument. They may choose an additional instrument to focus on without the need to carry an additional instrument. This is in addition to all other instruments granted by the class. Once the additional instrument is chosen it may not be changed. They may use their current instrument to emulate the new focus.

5th Additional Instrument

Range: Self

Duration: Permanent

Stacking: Enhancement

The caster at this level has mastered their instrument to such a degree they can emulate other instruments with their main instrument. They may choose an additional instrument to focus on without the need to carry an additional instrument. This is in addition to all other instruments granted by the class. Once the additional instrument is chosen it may not be changed. They may use their current instrument to emulate the new focus.

Absorb Knockdowns

Range: Combat

Duration: Until used

Stacking: Modifier

The caster may intercept the first [knockdown](#) intended for another person. This ability must be pre-cast with the target designated before used. The caster may only have one up at a time and may not absorb a [knockdown](#) that they would normally be affected by, i.e., if both the caster and their designated target are caught in the same *Fireball*, the ability may not be used to absorb the [knockdown](#) of the target since the caster is also affected. In this case, the ability is considered to have not been used and the caster may still use the pre-cast later.

Absorb trap or glyph

Range: Combat

Duration: Until used

Stacking: NA

The caster may intercept any single trap or glyph that the designated target would normally take. This is a precast ability, and the caster may only have 1 of these active at any time. All restrictions of the trap or glyph still apply.

Acid Burst

Range: Touch

Duration: game day or until used

Stacking: Stat Breaker

The caster can concentrate on an acid, or enhanced acid, bean bag for 5 seconds to charge the acid with a burst effect. When thrown, the acid affects any targets within a 5-foot radius of the impact point. The caster may only have 1 acid burst prepared at any given time. The caster must wait 5 seconds after throwing a specialty bean bag before throwing another one. Material Component: Red bean bag.

Active Camouflage

Range: Self

Duration: 5 Minutes/level

Stacking: Modifier

A caster under the effect of [Conceal Self](#) does not lose the standard +3 LI vs detection when a creature approaches within 30'. If the creature approaches within 10' the caster loses the +3 LI. All restrictions of [Conceal Self](#) still apply.

Acuity

Range: Self

Duration: Instantaneous

Stacking: Base

When this ability is used, the caster will clearly remember any one event or conversation of 5 minutes or less that occurred within the current game. The caster will permanently remember the occurrences unless otherwise affected. This ability only allows the caster to remember things within their memory, a play-by-play description of all the conversations in a tavern will not be recalled, nor will they be able to remember the face of someone who attacked them from behind if they did not see the attacker's face. This ability is governed strictly by GM knowledge. This ability can also be used to remove the effects of a [Fog Brain](#) if it occurred during the current game.

Additional Armor and Damage vs. Supernatural

Range: Self

Duration: 1 Combat

Stacking: Modifier

This spell provides the caster with additional armor and damage that are effective against supernatural creatures, such as undead, lycanthropes, and demons. The caster can spend up to ½ their level (rounded up) in spell points, and each spell point provides 1 additional point of damage and 1 additional point of armor. The damage increase is applied to all weapon strikes, including thrown daggers, but is not applied to holy water, the increase is only applied to attacks made against supernatural creatures. The additional armor only protects against attacks made by supernatural creatures. The duration of this spell is one combat or one game day, whichever comes first. Material component: Blue flag.

Additional Armor vs. Area Effect Attacks

Range: Self

Duration: Unlimited

Stacking: Base

At the 3rd level and above, the caster gains additional protection against area effect attacks, as listed in the base Attributes section of the class. When this skill is used, the caster must move as if to escape the affected area, if they are tied up, paralyzed, or otherwise immobilized, they will not gain this additional protection. If the caster takes any damage from an area effect attack that also causes a [Knockdown](#), the caster will be affected by the [Knockdown](#). The additional armor does not stack with any armor worn; it is a base.

Additional Damage

Range: Self

Duration: 5 minutes or 1 Combat

Stacking: Modifier

This ability provides the caster with 1 additional point of damage for every 2 Ability Points expended, the caster may spend up to their level in ability points. This additional damage is applied to all melee, thrown, and projectile weapons used by the caster. The duration of this ability is 5 minutes or the end of the current combat, whichever is longer. This ability requires no casting time.

Additional Damage vs. Supernatural Creatures

Range: Self

Duration: 5 minutes or 1 Combat

Stacking: Modifier

This ability provides the Knight with additional damage which is effective against supernatural creatures, such as undead, lycanthropes, and demons. The Knight can spend up to ½ their level (rounded up) in ability points, and each ability point

provides 1 additional point of damage. The damage increase is applied to all weapon strikes, including thrown daggers, but is not applied to holy water, the increase is only applied to attacks made against supernatural creatures. The duration of this ability is 5 minutes or the end of the current combat, whichever is longer. This ability requires no casting time.

Additional skill I

Range: Varies

Duration: Varies

Stacking: Varies

The Wanderer may choose a first level skill from another class that they do not already possess and gain it as a Bardic spell. All the restrictions use per day, etc. of the original skill apply. This is the only class that may learn other classes' abilities. Once the Ability, skill, or Spell is chosen it may not be changed. You cannot gain an ability, skill, or spell that modifies another skill or spell without having the base version.

Additional skill II

Range: Varies

Duration: Varies

Stacking: Varies

The Wanderer may choose a second-level skill from another class that they do not already possess and gain it as a Bardic spell. All the restrictions use per day, etc. of the original skill apply. This is the only class that may learn other classes' abilities. Once the Ability, skill, or Spell is chosen it may not be changed. You cannot gain an ability, skill, or spell that modifies another skill or spell without having the base version.

Additional skill or Spell III

Range: Varies

Duration: Varies

Stacking: Varies

The Wanderer may choose a third level skill or spell from another class that they do not already possess and gain it as a Bardic spell. All the restrictions use per day, etc. of the original skill or spell apply and this is in addition to previous skills or spells acquired using this ability. Once the Ability, skill, or Spell is chosen it may not be changed. You cannot gain an ability, skill, or spell that modifies another skill or spell without having the base version.

Additional Spell I

Range: Varies

Duration: Varies

Stacking: Varies

The Wanderer may choose a first level spell from another class that they do not already possess and gain it as a Bardic spell. All the restrictions use per day, etc. of the original spell apply and this is in addition to previous spells acquired using this ability. Once the Ability, skill, or Spell is chosen it may not be changed. You cannot gain an ability, skill, or spell that modifies another skill or spell without having the base version.

Additional Spell II

Range: Varies

Duration: Varies

Stacking: Varies

The Wanderer may choose a second-level spell from another class that they do not already possess and gain it as a Bardic spell. All the restrictions use per day, etc. of the original spell apply and this is in addition to previous spells acquired using this ability. Once the Ability, skill, or Spell is chosen it may not be changed. You cannot gain an ability, skill, or spell that modifies another skill or spell without having the base version.

Aegis Oil: Acid Resistance

Range: Touch

Duration: game day or until used

Stacking: Modifier

When this oil is applied to a single suit of armor, it grants the wearer an amount of acid resistance equal to 3 points per 1 ability point spent. The caster can spend a number of points equal to their level. It takes 5 seconds to apply the oil. Material Component: Black Bean Bag with a Blue ribbon.

Aegis Oil: Elemental Protection

Range: Touch

Duration: game day or until used

Stacking: Modifier

When this oil is applied to a single suit of armor, it will protect the target from one element of the caster's choice (Earth, Fire, Ice, or Lightning), chosen when the oil is created. The caster may expend up to their level in ability points, and the

amount of protection received is 3 points per ability point expended. It takes 5 seconds to apply the oil to a suit of armor. The protection lasts 5 minutes per level of the caster. A character can only have one [Elemental Protection](#) in effect at any given time. Material component: Black bean bag with a Blue ribbon, Blue flag.

Aegis Oil: Hardening

Range: Touch

Duration: game day or until used

Stacking: Modifier

This oil increases the armor value of a single suit of armor by +1 per 1 ability point, to a maximum of +5 armor. The caster may spend a number of points equal to ½ their level (rounded up). When the oil is used, the effects last for 1 combat or 1 game day. It takes 5 seconds to apply the oil to a suit of armor. Material Component: Black Bean Bag with a Blue ribbon.

Agility

Range: Self

Duration: 5 Minutes

Stacking: Base

This ability allows the caster to bypass a single obstacle or walk normally in difficult terrain such as spider webs, vines, steppingstones, balance beams, etc. This will allow the caster to bypass either the first or last quarter (25%) of a physical challenge, subject to GM adjudication. This ability has a 10 second cast time.

Alchemical Potion of Battle Fever

Range: Touch

Duration: game day or until used

Stacking: Modifier

The caster can create a Potion of [Battle Fever](#). When a target drinks this potion, they gain all of the benefits of using [Battle Fever](#) as if they were a Fighter with a level equal to that of the caster who brewed this potion. The effects of the potion last for 5 minutes or 1 combat whichever is longer. Material Component: Potion rep.

Alchemical Potion of Freeze Poison

Range: Touch

Duration: game day or until used

Stacking: Base

When this ability is used, the caster creates a single potion of [Freeze Poison](#). When this potion is imbibed by a target, the effects of all poisons, including [Red Death](#) and [Kill Dagger](#), on the target are halted for 30 minutes. This spell will not reverse any damage or effects caused to the target before the spell is cast but will temporarily suspend the ongoing effects (such as [Kill Dagger](#)) of poisons that are affecting the target at the time of casting. This spell does not provide the target with immunity from poisons that are encountered after the spell is cast. Material Component: Potion rep.

Alchemical Potion of Healing

Range: Touch

Duration: Game Day or until used

Stacking: Base

The caster can brew a [Healing Potion](#) that will heal himself or another character for 2 Hit Points per ability point expended. The caster may expend up to their level in Ability Points per [Healing Potion](#). Material Component: Potion rep.

Alchemical Potion of Restore Permanent Hit/Spell Point

Range: Touch

Duration: Gameday or until used

Stacking: Base

The caster can use this ability to brew a potion that will restore either 1 hit point or 1 spell point, chosen at the time of creation, to the target. When a being drinks this potion, it will restore 1 permanently lost hit point or spell point to the target. The target cannot receive more Hit Points or spell points than the innate base maximum for their class and level.

Alchemical Potion of Stasis

Range: Touch

Duration: game day or until used

Stacking: Base

The caster can brew a Potion of [Stasis](#). When this potion is consumed, the continuing effects of all poisons, diseases, and curses that are affecting the target will be halted for 30 minutes. This potion will not reverse any damage or effects that were taken by the target before the potion was consumed and does not stop the damage from occurring due to other reasons. This ability does not provide the target with immunity from any poisons, diseases, or curses that are contracted after the potion was consumed. If poured on a dead body before the 5-minute time limit on [Life Spark](#) expires, this spell will extend the time during which [Life Spark](#) may be used by 30 minutes.

Alchemical Potion: Neutralize Poison

Range: Touch

Duration: Game Day or until used

Stacking: Base

The caster can brew a potion that will neutralize all magical and non-magical poisons within the target except [Red Death](#) unless otherwise specified by game design. This potion does not restore lost hit points, but it does prevent further loss or disability from all neutralized poisons. Material Component: Potion rep.

Alchemist Potion of Additional Damage

Range: Touch

Duration: game day or until used

Stacking: Modifier

The caster can brew a potion that will increase all of the target's weapon damage. When consumed, this potion provides the target with 1 additional point of damage for every 2 Ability Points expended by the caster. When creating the potion, the caster may spend up to their level in ability points. This additional damage is applied to all melee, thrown, and projectile weapons used by the target. The duration of this ability is 5 minutes or the end of the current combat, whichever is longer. Material Component: Potion Rep.

Alchemist Potion of Strength

Range: Self

Duration: game day or until used

Stacking: Modifier

The caster can mix potions that will increase the target's Strength for 5 minutes or 1 combat, whichever is longer. When the potion is created, the caster determines what level of Strength the potion will provide, I, II, III, or IV. When this potion is consumed by a target, they may use the following abilities, based on the level of Strength imbued into the potion:

- [Strength I](#): This level costs 2 ability points. The target may use double human strength to lift or move objects, no damage increase applies to the lifted objects and the target cannot break locks or locked doors.
- [Strength II](#): This level costs 4 ability points. The target can break non-magical ropes including any that are restraining him. He can also break free of the effects of an Uvas glyph. All the benefits and restrictions of [Strength I](#) apply to [Strength II](#).
- [Strength III](#): This level costs 6 ability points. For the duration of this ability, the target can break non-magical metal bindings up to ½ inch thick, such as chains, including any that are restraining him. The target can also break himself or others free of the effects of an Uvas glyph with the use of [Strength III](#). All the benefits and restrictions of [Strength I](#) and [Strength II](#) apply to [Strength III](#).
- [Strength IV](#): This level costs 8 ability points. The target can bend non-magical metal bars up to 1-inch thick. All the benefits and restrictions of [Strength I](#), [Strength II](#), and [Strength III](#) apply to [Strength IV](#).

A Strength potion increases the target's resistance to [Clinging Vine](#), [Plant Attack](#), [Snare](#), [Deadfall](#), and [Weakness](#), by the level of the Strength effect, +1 for [Strength I](#), +2 for [Strength II](#), +3 for [Strength III](#), or +4 for [Strength IV](#).

Strength affects [pursuit](#) as described in the appendix. The duration of this potion is 5 minutes or the end of the current combat, whichever is longer. Material Component: Potion rep.

Alchemist Potion: Hulking Brute

Range: Touch

Duration: game day or until used

Stacking: Modifier

The caster can create a potion that turns the drinker into a combat beast. When a target drinks this potion, they gain the following benefits: Hit Points +10, Damage +4, Armor +3. They also gain the ability to cast an [Avenging Blow](#) for 20 points once during the potion's duration. When the potion effects end, if the loss of the additional Hit Points results in the caster's Hit Points being reduced to zero, then the caster should lay down and begin the 5-minute bleeding out count. The potion lasts for 5 minutes or 1 combat whichever is longer. Material Component: Potion rep.

Animal Mind (Pool)

Range: Combat

Duration: 1-minute

Stacking: Base

This spell will cause an affected target to believe and act as if they have been transformed into an animal. The spell affects the target's mind but does not actually change their form. The target will take on particular behaviors of the animal, as

described below, but will not gain the ability to speak or understand the animal's language. The Druid must specify one of the animals listed below when casting this spell. This is an LI and Pool spell.

The target will understand normal speech but will be unable to speak or cast spells for the duration of this spell. She may defend herself in combat but cannot take any offensive action. Spells in effect will continue for their normal duration. The target is not required to walk on hands and knees but may do so if they wish, they will not gain any physical abilities beyond their own, such as the ability to fly.

- **Bear:** Target creature will go off into the woods to eat plants, berries, and fish.
- **Butterfly:** Target creature will "fly" in erratic patterns from plant to plant searching for flowers.
- **Cat:** The target creature will behave with a mix of curiosity and caution.
- **Dog:** Target creature will run from combat and bark from a safe distance and will be interested in smells.
- **Rabbit:** Target creature will run from danger and try to hide. She will act timid, fearing others if they approach.

Animal Pact

Range: Self

Duration: Permanent

Stacking: Varies

The caster can make a pact with a single creature type corresponding to the [Aspect of the Beasts](#) SAS (bear, falcon, mongoose, panther, snake, or wolf). All animals affected by the [Animal Pact](#) will be under the effects of a permanent [Animal Tamer](#) towards the caster and will remain peaceful unless provoked. Any aggressive behavior by the caster towards an affected animal will break the pact (GM discretion). When invoking [Aspect of the Beasts](#), the caster will spend one less ability point for their chosen [Animal Pact](#) type.

This ability can only be used one time ever by the caster, and the pact must be recorded with the IFGS Registry. If the pact is ever broken, the caster must record the loss of the pact with the IFGS Registry. Once a pact is lost it cannot be reestablished except by game design.

Animal Tamer

Range: Combat

Duration: 10 minutes

Stacking: Base

With this ability, the caster can pacify, or perhaps befriend, a non-sentient and non-magical animal. The animal must be a natural creature of the wild (for example, a bear, eagle, lion, gorilla, or wild horse), and can be either hostile or peaceful. The creature will, at the very least, allow the caster and any nonbelligerent members of their party to pass unharmed (GM discretion). If the caster harms or indirectly causes harm to come to an animal under the effects of [Animal Tamer](#), the ability will immediately end. The caster could re-cast the [Animal Tamer](#), but they would have to spend the additional Ability Points to re-cast the ability. When this ability ends, the animal will resume its previous attitude towards the caster.

Animate Dead (Pool)

Range: Touch

Duration: Special

Stacking: Base

This spell allows the caster to change a dead body into a zombie-like creature, which will obey simple commands of the caster or a single person designated by the caster. The form of the zombie will be that of the body from which it was created. The animated creature cannot speak and must walk very slowly. The animated creature will have ½ the original Hit Points (round down) of the living creature and the same values for armor and damage as the living creature. The animated creature can fight, but cannot cast spells, use skills or abilities, or activate magic items. The caster can only affect creatures that were of their level or lower before their death.

Animated creatures are vulnerable to all undead and supernatural effects listed in this ruleset. They cannot be commanded to follow the instructions of more than one person at a time, a [Control Undead](#) of a higher level than the [Animate Dead](#) that is cast on an affected target will take control. If an animated creature is killed and then reanimated, they will only have ½ the number of Hit Points that they had from the previous animation (for example, they will have ¼ of their original Hit Points when animated for a 2nd time and 1/8 of their original points when animated for a 3rd time). A caster can only take an animated NPC from one encounter to another with the permission of game staff, and if the NPC can be spared from their regular duties. This spell has a maximum duration of one game day. This is a POOL spell.

Animated Orbs

Range: Combat

Duration: 1 hour or until used

Stacking: Modifier

When the caster activates this ability, they will be surrounded by 3 Orb charges. When activated, the caster chooses a material property for the orbs. Choices include silver, cold-iron, wood, gold, etc. All three orbs are the same material. The caster may use an orb with no further preparation however, 5 seconds must pass between using an orb and starting another SAS, including using another orb. Expending an orb allows the caster to deal an amount of damage equal to 2 points per level, to a single target within combat range. The target also suffers a 10' [knockback](#). Example: "Target, Silver Orb, 18 points, [knockback 10 feet](#)". Material Component: Red flag.

Apply Kill Dagger to Needle Trap

Range: Touch

Duration: Game Day or until triggered

Stacking: Base

With this skill, the caster can apply one of their [Kill Dagger](#) poisons to a needle trap. All stipulations of [Set Needle Trap](#) still apply. The use of this skill counts as one of the caster's uses of [Kill Dagger](#) per day, as well as one of their uses of [Set Needle Trap](#). The [Kill Dagger](#) poison is taken wherever the needle hits the target.

Area protection

Range: Combat

Duration: Instantaneous

Stacking: Modifier

The caster uses their willpower and turns a single area of effect spell, that they are taking damage from, into a single target spell centered on him. The caster can only use this ability 1 per day. This ability is an immediate counter.

Arrow of Slaying

Range: Self

Duration: Instantaneous

Stacking: Modifier

With 5 seconds of aiming, this ability allows the caster to fire an arrow that will cause a significant amount of additional damage to the target. In addition to the arrow's base damage, the target will take 2 points of non-magical damage per ability point expended. The caster can spend up to their level in Ability Points but must spend at least 3 ability points.

Ashes to Ashes

Range: Combat

Duration: Instantaneous

Stacking: Base

When this spell is cast upon a dead body, the body is laid to rest permanently and can no longer be affected by [Speak with Dead](#), [Life Spark](#), [Death Memory](#), or [Animate Dead](#). The body can, however, still be affected by a [Raise Dead](#). This spell does not affect a creature that is under the effects of [Animate Dead](#).

Aspect of the Beasts

Range: Self

Duration: 5 minutes or 1 Combat

Stacking: Var.

This spell allows the caster to assume the aspect of one of the animals listed below. The caster will not shape change into the animal but will obtain some of its abilities as well as the ability to communicate with other animals of the same type. If the caster chooses to assume an aspect that corresponds to their [Animal Pact](#), this spell will cost 1 fewer spell points to cast. While under the effects of this spell, the caster may use magic items and SAS as normal and will still be able to understand and speak their normal languages.

While in [Aspect of the Beasts](#), the caster should role-play the characteristics of the aspect they have chosen (for example, a mongoose or panther might move quickly, or a bear might move in a lumbering fashion). Each aspect will provide uses of SAS that can only be used by the caster during the duration of the aspect. Unless otherwise stated, all damage enhancements apply to hand-held melee damage only. [Aspect of the Beasts](#) lasts 5 minutes or until the end of the current combat, whichever is longer.

- **Bear:** Hit Points +10, Damage +4, Armor +3. The caster can cast an [Avenging Blow](#) for 20 points once during the duration of the aspect. When the aspect ends, if the loss of the additional Hit Points results in the druid bleeding out then they should lay down and start the 5-minute count. Stacking Group: Modifier.

- **Falcon:** Hit Points normal, Damage +3 for ranged attacks, Armor +3. The caster may [Autocast Gale](#) once during the duration of the aspect. The caster will be under the effects of [True Sight](#) for the duration of the aspect. The caster may [Leap](#) a distance of up to 40 feet once during the duration of the aspect. Stacking Group: Modifier.
- **Mongoose:** Hit Points normal, Damage +5, Armor +4. The caster will be protected by [Sense I](#) for the entire duration of the aspect. The [Sense I](#) will end at the same time as the aspect. Stacking Group: Modifier.
- **Panther:** Hit Points normal, Damage +3, Armor normal. The caster may use each of the following SAS once during the duration of the Aspect: [Balance](#), [Climbing](#), [Dodged Blow](#), [Evade](#), [Kip](#), [Leap](#), and [Safe Fall](#). Stacking Group: Modifier.
- **Snake:** Hit Points normal, Damage normal, Armor normal. The caster may [Autocast Stun](#) and [Freeze Poison](#) once each during the duration of the aspect and may add a 3-point [Pain Strike](#) to 1 successful melee or missile strike. The caster may use the [Conceal Self](#) ability at their level +2. Note: The [Conceal Self](#) can outlast the duration of the aspect. Once the caster becomes unconcealed, they may not become concealed again for the duration of the aspect. Stacking Groups: Modifier
- **Wolf:** Hit Points normal, Damage +3, Armor normal. For the duration of the aspect, the caster is immune to all poisons and is under the effects of [Resist Death](#) effective at their level. The caster may use [Fighter's Blow](#) and [Resist Pain](#) once each during the aspect. Stacking Group: Modifier.

Aspect of the Elements

Range: Self

Duration: 5 minutes or 1 Combat

Stacking: Var.

This spell allows the caster to assume the aspect of one of the elements listed below. The caster will not shape change into the element but will take on some of its nature. While under the effects of this ability, the caster will still be able to understand and speak their normal languages and may use magic items and most SAS as normal, however, when casting elemental spells such as [Flare](#) and [Elemental Strike](#), the caster can only cast spells of the element whose aspect they have assumed (for example, a caster in an Earth aspect cannot cast Fire, Ice, or Lightning-based spells).

Each aspect will provide uses of SAS that can only be used by the caster during the duration of the aspect. These additional SAS will disappear if a second **Aspect of the Elements** is cast. **Aspect of the Elements** lasts 5 minutes or until the end of the current combat, whichever is longer.

- **Earth:** +4 to Armor. The caster is under the effects of [Strength III](#) and [Elemental Protection – Earth](#) equal to three times their level in points of protection, both of which will last for the duration of the aspect. Additionally, the caster gains a limited immunity to Knockdowns during the aspect, which will allow them to ignore a number of Knockdowns equal to ½ of their level. The caster may [Autocast - Elemental Strike – Earth](#) 3 times during the duration of the aspect. The caster must still pay the points for [Autocast](#). Stacking Group: Modifier. Material Component: Blue flag.
- **Fire:** +4 to Damage. The caster is under the effects of [Elemental Protection – Fire](#) equal to three times their level in points of protection, which will last for the duration of the aspect. If the caster casts [Blood Heat](#) while in this aspect, it will cause 3 points of damage per level instead of the normal 2 points per level. For the duration of the aspect, the caster can cast [Fire Ball](#) with the normal casting time and spell point cost. The caster may [Autocast - Elemental Strike – Fire](#) 3 times during the duration of the aspect. The caster must still pay the points for [Autocast](#). Stacking Group: Modifier. Material Component: Blue flag.
- **Ice:** The caster is under the effects of [Walk on Liquids](#), [Missile Protection](#), and [Elemental Protection – Ice](#) equal to three times their level in points of protection, all of which will last for the duration of the aspect. During the aspect, the caster may cast one [Pain Strike](#) at their level of effect at no cost and can create one Ice Bridge. The Ice Bridge can be up to 60' long and 4' wide and must be supported at both ends. The bridge will melt after 1 hour or can be melted by the caster at any time if they are within 1" of any part of the bridge. The caster may [Autocast -](#)

Elemental Strike – **Ice** 3 times during the duration of the aspect. The caster must still pay the points for **Autocast**. Stacking Group: Modifier. Material Component: Blue flag.

- **Lightning**: +1 vs. LI. The caster is under the effects of **Elemental Protection** – **Lightning** equal to three times their level in points of protection, which will last for the duration of the aspect. The caster gains one use of either **Evade** or **Speed** during the aspect. If the caster casts **Elemental Strike** – **Lightning** while in this aspect, it may be at **Double Effect** for either range or number of targets a number of times equal to ½ the caster level (rounded up). The caster may **Autocast - Elemental Strike** – **Lightning** 3 times during the duration of the aspect. The caster must still pay the points for **Autocast**. Stacking Groups: Modifier. Material Component: Blue flag.

Aspect of the Pact

Range: Self

Duration: 5 minutes or 1 combat

Stacking: Var.

The caster fully embraces their elemental self, gaining the following abilities based on their chosen pacts. The caster may use 1 ability from each of their chosen pacts, but they must be used during the combat. 5 seconds must pass between each use.

- **Fire:** **Blood Heat**
- **Earth:** Immune to 3 Knockdowns, **Roots**, or **Knockbacks**
- **Air:** **Speed**
- **Water:** **Dodge Blow**
- **Holy:** **Blessed Bolt**
- **Profane:** **Pain Strike**

Attuned Magical Weapon

Range: Self

Duration: Permanent

Stacking: Base

The Knight's +3 relic or order-blessed weapon will not be affected by **Dropsy** or **Disarm**. This ability does not affect any other items that the Knight may be holding, all other items must still be dropped as normal when the Knight is affected by these SAS.

Aura Form I

Range: Self

Duration: 5 minutes or 1 Combat

Stacking: Base

When this ability is used, the Pcs Ki bursts out of them and burns in a visible aura. For the duration of this ability, the caster gains the following effects. Material Component: Blue Flag.

- The caster gains 2 points of innate armor, base. This bonus becomes 4 armor against any damage with an area-of-effect.
- Lastly, once per use of **Aural Form I**, the caster may **Autocast Ki'ai**.

Aura Form II

Range: Self

Duration: 5 minutes or 1 Combat

Stacking: Base

When the Monk uses Aura Form I, the bonuses increase to the following amounts. Material Component: Blue Flag.

- Bonus armor is increased to 3. Against area-of-effect damage, it becomes 6.
- The Monk adds bonus damage to any use of **Ki'ai** equal to ½ the Monk's level.
- When the Monk uses **Leap**, they may travel an extra 10 ft vertically, or 20 ft horizontally.

Aura Form Perfect

Range: Self

Duration: 5 minutes or 1 Combat

Stacking: Base

When the Monk uses their Aura form, they gain additional benefits. Material Component: Blue Flag.

- The Armor bonus increases to 4. Against area-of-effect damage, this bonus becomes 8.
- Additionally, for every use of Aura Form Perfect, a number of times equal to ½ their level, any use of **Ki'ai** may have a 5 ft radius and a 5-second **knockdown**.

- Lastly, the Monk adds their level to the damage of any [Ki'ai](#).

Auto Electrify

Range: Self

Duration: Game Day or until used

Stacking: Modifier

The caster may [Autocast](#) the [Electrify](#) spell a number of times per day equal to their level divided by 2. The [Electrify](#) will be at first level (6 points) and all restrictions of the [Electrify](#) spell apply.

Autocast

Range: Self

Duration: Game Day or until used

Stacking: Stat Break

When this spell is cast, the caster will be able to cast a later spell of their choice with no incantation time. Even though the later spell will have no incantation time, it is still considered to be a use of an SAS, and 5 seconds must pass before the caster can cast another spell. As with all spell casting, the caster must have both arms free to [Autocast](#) a spell. When casting the later spell, the caster should call "[Autocast](#)" before calling the normal spell information such as spell name, effect, and target. The duration of this spell is until a spell of the caster's choice is enhanced, or one game day, whichever comes first.

Example: Kae-su, a 7th level Magic User casts the *Autocast* spell at the end of Encounter 3. In Encounter 5, he decides to apply his *Autocast* to the use of *Polymorph* against a red demon. Instead of performing the default 10-second incantation to cast *Polymorph*, he simply calls out "*Autocast Polymorph, Seal, 7th level, red*". After waiting for at least 5 seconds, they can then cast another spell.

Avatar of War

Range: Self

Duration: Instantaneous

Stacking: base

When a caster casts this ability, they are immediately cured of all damage and any negative effects such as [Pain Strike](#) are removed. This includes any damage from a [Killing Attack](#). This ability may only be used once per combat.

Avenging Blow

Range: Melee

Duration: Instantaneous

Stacking: Modifier

This ability allows the caster to greatly increase the damage caused by a single weapon strike to a target's torso. For each ability point spent, the blow will cause 2 additional points of damage, the caster can spend up to their level in Ability Points but must spend at least 5 ability points. Damage caused by this ability is added to the caster's base hand-held damage. This ability can only be delivered with a successful torso hit with a hand-held melee weapon, and the caster must call out "*Avenging Blow, X points*" when they believe that they have successfully struck the target's torso. If the weapon strike is not successful or is countered by [Dodge Blow](#) or [Evade](#), the ability is still used, and the points are expended. 5 seconds must pass before the use of another skill, ability, or spell. This ability requires no casting time.

Awaken

Range: Combat

Duration: Instantaneous

Stacking: Base

This spell can awaken a magically or naturally sleeping target, including one slept by [Crash Time](#) or in [Death Feint](#), however, this spell will not awaken a target slept by a purple [Flower of Avalon](#). The recipient of an [Awaken](#) will immediately become alert, and is free to fight, walk, cast spells, or perform any other action.

Awe (Pool)

Range: Combat

Duration: Var.

Stacking: Base

With this spell, the caster can cause one of three effects that will target all affected creatures within a 5' radius circle. The caster should call out "Awe" followed by the level and name of the chosen effect. The caster will not be affected by the **Awe** unless they choose to be. This is an LI and Pool spell.

- [Enthrall](#): the duration is 5 minutes per level of the caster
- [Spook](#): affected creatures will flee the caster for 1 minute

- **Hold Being:** affected creatures should fall to their knees, the duration is 1 minute

Backstab

Range: Melee

Duration: Instantaneous

Stacking: Modifier

If a caster is behind a target that is relatively unaware of their presence, they can use their melee weapon to **Backstab** the target. Each use of **Backstab** will cause 3 points of damage per level of the caster, in addition to the weapon's base melee damage, at least 5 seconds must pass between uses of **Backstab**. As they strike the target, the caster should call out "**Backstab**" followed by the amount of damage caused by the attack.

Backstab cannot be used against a target who is actively attempting to avoid, parry, or otherwise defend themselves against the caster, if a target is aware of the caster's presence but is not attempting to defend themselves, they are a legal target for this skill. The Thief must be positioned somewhere behind the target and must deliver the blow to the target's back.

Backstab cannot be avoided by **Dodge Blow** or **Evade** but can be partially avoided by **Sense I**.

Backstab is further clarified in the following ways: a) "behind" means that the attacker's center of mass must be on the "back" side of the plane created by the target's shoulders. b) the only requirements for an allowable **Backstab** are that the target is not actively attempting to avoid, parry, or otherwise defend themselves against the backstabber. There is no actual "awareness" component at all. It is understood as part of this that avoidance, parrying, and dodging does not require the target to be looking at the backstabber. I.e., if the target runs away but is obviously trying not to get Backstabbed... that is active avoidance. A target who has a sword out to block the backstabber and who looks away is still obviously attempting active parrying.

Backstab with Knockdown

Range: Melee

Duration: Instantaneous

Stacking: Modifier

With this skill, the caster can add a 5-second **Knockdown** to a successful **Backstab**. To use this skill, the caster should call out "**Backstab, X points, 5-second Knockdown**" following a successful **Backstab**. The **Knockdown** cannot be avoided by **Dodge Blow, Evade, or Sense I**.

Backup Weapon

Range: Self

Duration: Permanent

Stacking: Special

The knight may obtain through normal means, a 2nd magical weapon to use in addition to their order weapon. This weapon does not get any of the other special abilities of their order weapon. A knight is still restricted from wielding two magic weapons at the same time.

Balance

Range: Self

Duration: 5 minutes

Stacking: Base

Using this ability, the caster can balance on any surface ½ inch or wider that is capable of supporting their weight, which includes most ropes. This ability requires no casting time.

Banish Supernatural

Range: Melee

Duration: 1 Minute

Stacking: Modifier

A Paladin can channel the power of their deity to force a single supernatural creature into a phased-out status. This is an LI +2 skill. All restrictions of **Phase Out** will apply except for the consent rule. See **Phase Out** for a full description.

Bardic Epic

Range: Melee

Duration: 1 Combat or 1 Game Day

Stacking: Modifier

This spell allows up to 10 targets chosen by the Bard to add +10 Hit Points to their totals. This spell will allow an individual to go over their max points. All damage done to the individual is applied to these temporary Hit Points first – if at the end of the spell's duration, the loss of these additional Hit Points causes the target to fall to drop to 0 hit points, then the target

will be bleeding out. This effect stacks in the Modifier group. The duration of this spell is one combat or one game day, whichever comes first. [Invoke – Hit Points](#) or [Life Enhancement](#) or [Marching Song](#) cannot be in effect simultaneously with [Bardic Epic](#) on any individual.

Bargain

Range: Self

Duration: Instantaneous

Stacking: Base

By using this skill, the caster can reduce the price of any single purchase (not necessarily one item) by 10% (round up). When the caster pays for the item(s), they must inform the other party in the transaction that they are using the [Bargain](#) skill, and the price will be appropriately lowered. This skill cannot be used more than once on a purchase. A [Bargain](#) may not be countered by the use of another [Bargain](#).

Battle Continuation

Range: Self

Duration: Instantaneous

Stacking: Modifier

This skill may be used as an immediate counter when the caster suffers damage from any effect that would knock them unconscious. This skill immediately heals the caster equal to 2 points per their level.

Battle Fever: +2 vs. LI

Range: Self

Duration: 5 minutes or 1 Combat

Stacking: Modifier

In addition to the [Battle Fever](#) skills gained at 1st level, the caster gains a +2 resistance versus LI effects when in [Battle Fever](#). This skill is not retroactive, so to resist an LI spell, ability, or skill, [Battle Fever](#) must have been called out first, this skill is not an immediate counter. The duration of this skill is 5 minutes or until the end of combat, whichever is longer.

Battle Fever: Additional Hit points

Range: Self

Duration: 5 minutes or 1 Combat

Stacking: Modifier

With the use of this skill, a Fighter gains an additional 4 hit points. The caster loses these additional points 1 minute after the end of the combat, if the loss of the additional points results in the bleeding out of the caster, then the caster will be bleeding out.

The duration of this skill is 5 minutes or until the end of the current combat, whichever is longer. The use of [Battle Fever](#) must be called out loudly by the player as a game mechanic, although the Fighter does not need to have the capacity to speak to use this skill.

Battle Fever: Additional Limb Points

Range: Self

Duration: 5 minutes or 1 Combat

Stacking: Modifier

In addition to the [Battle Fever](#) skills gained at earlier levels, the caster gains 1 additional limb point in each limb while in [Battle Fever](#), these 4 points are also added to the caster total hit points. These limb points are in addition to the 4 Hit Points gained with the use of [Battle Fever](#) at the 1st level. The duration of this skill is 5 minutes or until the end of the current combat, whichever is longer.

Battle Fever: Barbaric Rage

Range: Self

Duration: 5 minutes or 1 Combat

Stacking: Modifier

When the caster uses [Battle Fever](#), in addition to all the other benefits, they may also use [Dodge Blow](#) once during the duration without it counting toward its number of uses per day. This [Dodge Blow](#) must be used during the duration of the [Battle Fever](#).

Battle Fever: Blood Sports

Range: Self

Duration: 5 minutes or 1 Combat

Stacking: Modifier

In addition to other effects of [Battle Fever](#), the caster will hear the roar of the crowd and the shouting of nobility. While under the effects of [Battle Fever](#), the caster may use any form of [Grapple](#) once without it counting toward their uses per day.

Battle Fever: Knockdown

Range: Self **Duration:** 5 minutes or 1 Combat **Stacking:** Modifier

In addition to the [Battle Fever](#) skills gained at earlier levels, the caster may now cause a single 5-second [knockdown](#) during their [Battle Fever](#). The duration of this skill is 5 minutes or until the end of the current combat, whichever is longer.

Battle Fever: Limited Knockdown Immunity

Range: Self **Duration:** 5 minutes or 1 Combat **Stacking:** Modifier

In addition to the [Battle Fever](#) skills gained at lower levels, the caster can ignore 1 [Knockdown](#) of their choice while in [Battle Fever](#). The duration of this skill is 5 minutes or until the end of the current combat, whichever is longer.

Battle Fever: Shrug It Off

Range: Self **Duration:** 5 minutes or 1 Combat **Stacking:** Modifier

When the caster uses [Battle Fever](#), in addition to the other effects, they also gain 2 points of armor to their base.

Battle Fever: Wrath of the War Gods

Range: Self **Duration:** 5 minutes or 1 Combat **Stacking:** Modifier

Once per day, the caster may let out a mighty war cry to activate this skill. Until the end of combat, the caster may use [Limited Knockdown Immunity](#), [Resist Pain](#), and [Fighter's Blow](#) a number of times equal to ½ their level in addition to their normal uses per day. At the end of combat, the caster will collapse in exhaustion, remembering only fragments of the combat they participated in. This exhausted state will last a maximum of 5 minutes. If the caster is somehow not capable of vocalizing a war cry, this skill may not be used.

Battle Focus

Range: Self **Duration:** Game Day or until used **Stacking:** Modifier

With this ability, a caster can add 1 to their level of effect (LI) for a single use of [Bind Weapon](#), [Disengage](#), [Disarm](#), or [Knockout Blow](#). The caster can choose when the skill is expended and does not have to choose in advance which skill will be improved. For example, a 6th level Fighter using this ability could call out one "[Disarm](#), 7th level". If the opponent is unaffected by the skill or the weapon strike is countered by the use of [Dodge Blow](#) or [Evade](#), the ability and skill use are both expended. This ability requires 10 seconds of meditation, which may be done at any time before use. This skill will last until used or the end of the game day, whichever comes first.

Battle Meditation

Range: Combat **Duration:** Instantaneous **Stacking:** Base

With 10 seconds of meditation, the caster may discern either the *Greatest Strength* or *Greatest Weakness* of a number of creatures up to ½ their level. All limitations of [Wathit](#) apply.

Battle Song

Range: Melee **Duration:** 1 Combat or 1 Game Day **Stacking:** Modifier

This ability provides 1 point of damage for every 2 spell points expended. Each target affected by the spell is considered to have the spell in effect on an individual basis, therefore, when the duration of the spell ends for one target, it is not necessarily over for other targets that were affected by the spell. This spell can also be dispelled on an individual basis. The caster may specify up to 10 individuals, including themselves, to be the targets of this spell. This spell stacks in the Modifier group but does not affect [No Defense](#) damage. The duration of this spell is one combat or one game day, whichever comes first. A caster may spend up to their level in points.

Battlefield Coordinator

Range: Melee

Duration: 5 seconds

Stacking: Modifier

When a creature friendly to the caster is casting a spell or aiming a ranged weapon, they may use this skill to act as their spotter. The spell or ranged weapon attack has its damage increased by the caster level, or it's LI by +1. Two or more caster may not both use this skill to increase the damage of a single spell or ranged weapon attack. To use this skill, the caster must be melee range of the creature they are assisting for the full aim or cast time. During this time, they are treated as also casting, and therefore must not fight nor move during the duration.

FOR INSTANCE, AN 8TH LEVEL MAGIC USER CASTING FIREBALL WOULD NORMALLY DEAL 24 DAMAGE. WITH AN 8TH LEVEL BATTLE MASTER'S AID USING THIS SKILL, THE SPELL WILL INSTEAD DEAL AN ADDITIONAL 8 POINTS, FOR A TOTAL OF 32 DAMAGE.

Battlefield Lore

Range: Self

Duration: Instantaneous

Stacking: Base

With this skill, the caster can 'read' the results of a battle by examining the battlefield. The caster will be able to determine where the fighting started, whether or not it was an ambush or a "straight-up" fight, approximately how many troops were involved, what kind of troops were involved, and the general sizes of all creatures involved in the battle. The caster will be able to tell which side(s) probably won, which side(s) probably lost, and the general numbers of participants. This lore is limited to the battlefield and the caster cannot gain any information beyond the battlefield. If there is no lore available on the battlefield then the use will not be expended.

Become One with the Music

Range: Self

Duration: 5 minutes or 1 Combat

Stacking: Var.

This spell allows a caster to become one with their music. For the duration of this spell, all bardic spells take only 5 seconds to cast and their cost is reduced by ½.

Berserker

Range: Self

Duration: Instantaneous

Stacking: NA

At this level, the spell [Earth Calming](#) can no longer drop a fighter out of [Battle Fever](#).

Bind Weapon

Range: Melee

Duration: 5 seconds

Stacking: Base

This skill allows the Fighter to bind an opponent's weapon but cannot be used on natural weapons such as claws, talons, or tentacles. To use this skill the Fighter must contact the opponent's weapon and call out "[Bind Weapon](#)" followed by the level of effect. If the Fighter fails to call out the level of effect, then the [Bind Weapon](#) does not work.

If the target's level is less than or equal to the level of an effect called by the Fighter, then each combatants' weapons are bound up and cannot be freed. The Fighter can bind the target's weapon for up to 5 seconds but can unbind the weapons earlier if they choose. The Fighter should call out "[Unbind](#)" when they let go. If the target drops their bound weapon, the [Bind Weapon](#) ends immediately. The target can then pick up their weapon, draw another weapon, or take any action they choose. If the target is unaffected by the skill, the use is still counted against the total number of uses for that day and 5 seconds must pass before the Fighter can use another skill, ability, spell, or magic item. This is an LI skill.

Blade Sharp

Range: Touch

Duration: 1 Combat

Stacking: Modifier

A Fighter using this skill can improve the damage done by a single hand-held melee weapon, magical or mundane, by 1 additional point of damage per 2 levels. This ability can be used on a weapon belonging to any character and can also improve blunt weapons. The Fighter may improve 1 weapon per use of this skill and must spend 5 seconds of uninterrupted

time role-playing the sharpening or adjusting of the weapon. This skill lasts until the end of the next combat or the end of the game day, whichever comes first.

Blade Sharp Exotic Materials

Range: Touch **Duration:** 1 Combat **Stacking:** Modifier

When a fighter uses [Blade Sharp](#), they may also include an exotic element, such as silver to the weapon allowing it to do that material type damage.

Blast

Range: Combat **Duration:** Instantaneous **Stacking:** base

This spell causes a ball of magical force energy to appear in an area specified by the caster. All targets within the area of effect will take 4 points of damage per spell point expended and will also take a 5-second [Knockdown](#). The caster can spend up to their level in spell points but must spend at least 4 spell points.

Blessed Arrow

Range: Touch **Duration:** Game Day or until used **Stacking:** Modifier

With this spell, the caster can bless an arrow. When fired at an undead creature, the [Blessed Arrow](#) will cause an additional 4 points of damage per level of the caster that cast the spell. When the arrow is fired, the archer must call out [Blessed Arrow](#) and the amount of damage. The duration of the enhancement is until used or one game day, whichever comes first. The additional damage caused by this spell only applies to undead creatures.

Blessed Bolt

Range: Combat **Duration:** Instantaneous **Stacking:** Base

With this spell the caster causes a single undead creature to take 4 points of damage per level of the caster. This spell only works on undead creatures.

Blind

Range: Combat **Duration:** 10 seconds **Stacking:** Base

The caster may throw a single yellow bean bag, representing sand, dirt, or spit, in hopes of blinding one target. If the beanbag hits the target and is not blocked by a shield, the target of this effect becomes blinded for 10 seconds, and for that time, they will not be able to use ranged weapons or spells with a range greater than touch unless centered on themselves and attempts to do so will result in them simply missing. This skill may be avoided through the use of [Evade](#) and does not penetrate [Concentration](#). Caster must call out *“Target, Blind 10 seconds”*

Blocking

Range: Self **Duration:** 1 Combat **Stacking:** Modifier

This ability provides the caster with additional armor. The caster may expend up to ½ their level in Ability Points (round up) and will receive 1 additional point of armor for each ability point expended. This additional armor will last for one combat or one game day, whichever comes first.

Blood Heat

Range: Combat **Duration:** 5 minutes **Stacking:** base/Modifier

The target creature will take 2 points of fire damage per level of the caster. Additionally, the target will be at -2 for all melee damage for 5 minutes. This spell only works on creatures that have blood, whether they are cold- or warm-blooded, but will not work on creatures like skeletons. The damage is instantaneous, but the damage reduction can be removed with a [Dispel Magic](#) at the 5th level.

Bloodhound

Range: Combat

Duration: 5 minutes

Stacking: Base

An Assassin can quickly acquire a target. She can use [Bloodhound](#) a number of times equal to their level per day. When this spell is cast, the direction of a known or familiar target within the spell's range will be revealed to the Assassin. The Assassin must have seen the item or target previously, and the spell will give an immediate indication of the current direction to the target. Results are subject to GM discretion and knowledge.

Bolt

Range: Combat

Duration: Instantaneous

Stacking: Base

This spell creates a magical force bolt that will affect a single target. The target will take 4 points of damage per spell point expended by the caster and will also take a 5-second [Knockdown](#). The caster can spend up to their level in spell points but must spend at least 4 spell points.

Brew Magical Alchemical Potion

Range: Touch

Duration: Game Day or until used

Stacking: Base

This ability allows the caster to create a magical potion that can retain a spell for the current game day, potions created with this ability cannot retain a skill or ability. Only a spell that can be cast on another character can be placed into this potion, Spells with a target of 'Self' only cannot be cast onto a potion. Once a potion is created it can be used at any time, although it will disintegrate at the end of the current game day, it may not be preserved by any means whatsoever. When used, the character who drinks the potion becomes the target of the potion's spell. A potion created with this ability is a magic item.

The spell placed on the potion cannot be of a higher level than the caster can normally cast without an LI modifier, for example, a caster cannot use [LI Enhancement +1](#), [Invoke](#) or any other level modifier to cast a spell onto a potion. Only one spell may be placed onto a potion. Spells that modify other spells, such as [Autocast](#), are considered to be separate spells on their own, thus, it would be impossible to place an [Autocast Drowsy](#) or an [LI Enhancement +1 Enthral](#) on a potion.

The steps required to create and use a magical alchemical potion are as follows:

- 1) The caster must use the [Brew Magical Alchemical Potion](#) ability, for a cost of 3 ability points.
- 2) The caster must spend 1 minute in meditation to prepare the potion to receive the spell.
- 3) A spellcaster must cast the desired spell onto the prepared potion, spending the normal number of spell points.
- 4) The name and level of the spell must be recorded.
- 5) The spell on the potion may be used at any time by taking 5 seconds to imbibe the potion. Activating the potion has no cost in spell points.

Example: A 4th level Alchemist wishes to create a [Neutralize Disease](#) Potion, so they spend 3 spell points to prepare the potion. Then a 4th level or higher, Cleric spends 4 spell points to cast the [Neutralize Disease](#) onto the potion.

All the restrictions on the use of magic items described in [Chapter 23](#), including the *MILL*, apply to the use of created potions. If a character is of too low a level to use a potion, then there will be no effect if they drink the potion and the potion is consumed.

The caster may create up to ½ of their level, rounded-up, of magical alchemical potions per game day and they may only be produced during game time. Material Component: Potion Rep.

Brew Magical Thrown Alchemical Potion

Range: Touch

Duration: Game Day or until used

Stacking: Base

When the caster uses the [Brew Magical Alchemical Potion](#) ability, they may now choose to make it a thrown potion instead. The potion is represented by a green bean bag. The spell in the potion will now target anyone struck by the bean bag when it is thrown. The caster must wait 5 seconds after throwing a specialty bean bag before throwing another one. Material Component: Green bean bag.

Brew Poison: Agony Poison

Range: Touch

Duration: game day or until used

Stacking: Debuff

With this ability, the poisoner prepares a contact poison that is delivered by throwing the vial of poison (green bean bag) at the intended target. The poisoner may instead choose to load this poison into an [Improved Potion Arrow](#), in which case the poison damage replaces the arrow's base missile damage. The target creature will take 2 points of damage per level of the poisoner and will be at -2 for all melee damage. The -2 melee damage lasts until 15 minutes have passed or the poison is cured. The damage is instantaneous, but the damage reduction can be suspended with a [Freeze Poison](#) or [Resist Pain](#). It may be removed with a [Neutralize Poison](#) or related SAS. Only the Poisoner who brewed the poison may use it. Example: "Agony Poison, 16 damage, -2 melee damage." The poisoner must wait 5 seconds after throwing a specialty bean bag before throwing another one. Material Component: Green Bean Bag.

Brew Poison: Red Death

Range: Touch

Duration: Until used

Stacking: Modifier

With this ability, the caster can brew a [Red Death](#) poison and use it to coat one of their hand-held melee weapons or load it into a potion arrow. Normally, [Red Death](#) must be ingested, injected, or delivered via a weapon strike to work, but airborne and contact types can be created with GM permission. For a melee weapon, the casters next successful strike with the target weapon will inflict [Red Death](#) poison on the target, in addition to causing the weapon's melee damage, the caster must call out "[Red Death](#) Poison" and the amount of melee damage after the first successful strike. A potion arrow will inflict [Red Death](#) poison on the target, in addition to causing the casters missile damage, the caster must call out "[Red Death](#) Poison" and the amount of damage. Only the caster who brewed the poison may use it, and they can only have one [Red Death](#) poison available at a time. If the melee strike misses or is blocked, the poison is not used. If the weapon strike is countered by the use of [Dodge Blow](#) or [Evade](#), the poison is expended but will have no effect. The duration of the poison is until the next successful weapon strike or the end of the game day, whichever comes first.

Brew Poison: Spell Plague Poison

Range: Combat, Ingestible

Duration: game day or until used

Stacking: Damage

With this ability, the caster prepares a Spell Plague Poison. It is a tasteless, odorless contact poison, which is delivered by throwing the vial of poison (green bean bag) at the intended target. The bean bag deals no physical damage. Instead, at the moment the target is affected, they lose access to half of their current spell or ability points. These points are not lost, the target just cannot access them to cast spells or use abilities. The Spell Plague Poison can be suspended with [Freeze Poison](#) or neutralized by [Neutralize Poison](#) and related SAS. Once the poison is neutralized the player will be able to access all their spell or Ability Points again. If [Freeze Poison](#) is used, the character may access all of their spell points for the duration of the freeze. Once the [Freeze Poison](#) expires, the character loses access to the full amount lost when originally affected. Note: This is a contact poison that deals no damage. As such, it does not interrupt spell casting. It does, however, affect anyone struck, including casters using [Concentration](#).

In addition, the caster may use this potion as an ingestible poison. The caster may spend 5 seconds to empty the vial into an open liquid source or source of food such as a plate of food, goblet, or a small bottle of wine, subject to GM's discretion. The caster can only brew enough Spell Plague Poison to affect a single individual with each usage of this skill.

At the 10th level, an Infiltrator may apply a Spell Plague Poison to Their [Kill Dagger](#). This will consume a use of [Brew Poison: Spell Plague Poison](#) in addition to the normal use of [Kill Dagger](#). If Spell Plague Poison is used in this manner and the [Kill Dagger](#) does not affect the target, the Spell Plague will likewise not affect the target and the use will still be expended.

Material Component: Green Bean Bag

Brew Poison: Venom Poison

Range: Touch

Duration: Next successful weapon strike

Stacking: Modifier

With this ability, the caster can brew a venom poison and use it to coat one of their hand-held melee weapons or load it into a potion arrow. For melee weapon, the caster next successful strike with the target weapon will inflict venom poison on the target, in addition to causing the weapon's melee damage, the caster must call out "[Venom Poison](#)" and the amount of melee damage after the first successful strike. A potion arrow will inflict venom poison on the target, in addition to causing the caster missile damage, the caster must call out "[Venom Poison](#)" and the amount of damage. Only the caster

who brewed the poison may use it, and they can only have one venom poison available at a time. If the melee strike misses or is blocked, the poison is not used. If the weapon strike is countered by the use of [Dodge Blow](#) or [Evade](#), the poison is expended but will have no effect. The duration of the poison is until the next successful weapon strike or the end of the game day, whichever comes first.

Bump of Direction

Range: Plane

Duration: Instantaneous

Stacking: Base

This spell will allow the caster to get a sense of which direction the party needs to go when lost or when trying to determine the direction to a specific person, object, or location. Results are subject to GM discretion and knowledge. This spell will only give one immediate “*bump*” in a particular direction and can only locate something or someone on the same physical plane as the caster.

Bypass Glyph/Sigil

Range: Self

Duration: Special

Stacking: Base

This skill allows the caster to bypass glyphs or sigils of their level or less, but only if they know the name of the glyphs or sigils to be bypassed. No invocation is required, however, the caster must state the name of the glyphs or sigils prior to touching the item or entering the area protected by the glyph and then touch the glyphs or sigils within one minute. This must be done each time the protected item or area is touched, passed, or entered. If the name stated by the caster is incorrect, the glyphs or sigils will discharge immediately. If the caster fails to touch the glyphs or sigils within one minute, then the glyphs or sigils will go off normally if the caster is still interacting with the protected area or item. The glyphs or sigils can still be triggered normally by any other creature, even during the caster 1-minute grace period. This is an LI skill.

Bypass Trap – Magical

Range: Self

Duration: Instantaneous

Stacking: Base

With this skill, the caster can safely bypass a known magical trap. This skill has no effect on glyphs. Only the caster may bypass the trap using this skill. *Uses of this skill are cumulative with [Bypass Trap – Mechanical](#).

Bypass Trap – Mechanical

Range: Self

Duration: Instantaneous

Stacking: Base

With this skill, the caster can safely bypass a known mechanical trap. This skill has no effect on glyphs or magical traps. Only the caster may bypass the trap using this skill. *Uses of this skill are cumulative with [Bypass Trap – Magical](#).

Camp Fire

Range: Combat

Duration: 5 minutes/level

Stacking: Base

This spell causes a 1’ radius campfire to appear on the ground (dirt, rock, floor, etc.). The fire will burn without fuel regardless of the environment. If **Camp Fire** is cast beneath an individual, they will have 10 seconds to leave the area of effect before they will begin taking damage, if they do not leave the area of effect, they will take 1 point of damage per level of the caster that cast the spell, every 10 seconds. Items are not set on fire by this spell (whether flammable or not), but heat and light are produced. The reverse of this spell will put out a 1’ radius or smaller fire.

Celtic Fist

Range: Touch

Duration: 1 Combat

Stacking: Modifier

This spell allows the caster to increase the damage caused by one of their own weapons. The affected weapon will be at +1 damage for the next combat and will cause magical damage. The duration of this spell is one combat or one game day, whichever comes first.

Chain Mail

Range: Self

Duration: Permanent

Stacking: Base

The Knight receives a suit of chain mail from their order. If a Knight's chain mail is lost or destroyed, it will be replaced by the Knight's order between games. If a Knight finds a suit of armor that is preferable to the chain mail, they can take the new armor to the order between games and have it blessed by the order in exchange for the return of the chain mail. A Knight may only use this armor or an order-blessed suit of armor.

Challenge

Range: Combat

Duration: Instantaneous

Stacking: Modifier

The Barbarian issues a challenge to a single target - an affected creature must concentrate their attacks on the Barbarian for the next 15 seconds and may not engage other targets. The Barbarian must also move towards the target and engage them or the Challenge ends. This effect immediately ends if the target suffers damage from anyone other than the Barbarian and [Disengage](#) functions as an immediate counter. [Battle Focus](#) may be used to raise the LI of this skill.

Challenge - Improved Death Commitment

Range: Self

Duration: Special

Stacking: Base

In addition to the other abilities under [Death Commitment](#), the knight may designate a single target as the focus of their attacks. This is an LI ability at LI +2. The knight should call out, "[Challenge](#), <target> <LI+2>". If the target is affected, they will focus all attacks on the knight. This does not mean they cannot react to other attacks, just that they will make the knight the primary target.

Circle of Life

Range: Touch

Duration: Instantaneous

Stacking: base

This spell will allow a caster to sacrifice another creature (NPC) to raise a character who has died and return him to 1 hit point. The sacrifice must be willing, bound, helpless or unconscious. This acts as a coup-de-gras and will kill a target immediately. The target will lose ½ of their level (rounded up) in permanent life points, which will be deducted from their Hit Points and will be at -2 versus all LI effects for the remainder of the game day. The character will be raised at the same level, the number of spell or ability points, and the number of experience points as before they died. This spell has no effect on undead or animated body. If this spell is read from a scroll, all the above strictures still apply.

Cleanse

Range: Touch

Duration: Instantaneous

Stacking: Base

This spell will neutralize all diseases and poisons, except [Red Death](#). This spell will also remove 1 known curse at or below the casting caster's level unless otherwise specified by game design. It does not restore lost Hit Points but will prevent further loss or disability caused by ongoing effects of diseases and poisons that are cleansed from the target's system.

Cleave

Range: Melee

Duration: Instantaneous

Stacking: Stat Break

With this skill, the Gladiator deals their damage, to all targets (friend or foe) within a 5-foot radius. This skill can be countered by [Dodge Blow](#) or [Evade](#).

Climbing

Range: Self

Duration: Special

Stacking: Base

With this skill, the caster can role-play climbing up, down, and across vertical surfaces. The caster can climb 20 feet per level of the caster, at a rate of 1 foot per second. Combat cannot be initiated from a climbed surface, if the caster is attacked while [Climbing](#), they can only defend themselves from attack. If a caster is affected by a [Knockdown](#) while [Climbing](#), they will 'fall' to the nearest near-horizontal surface and suffer an amount of damage determined by game design. This skill cannot be used in combat.

Clinging Vine (Pool)

Range: Combat

Duration: 5 minutes

Stacking: Base

When this spell is cast, plants will animate and grow to entangle all creatures within the area of effect, however, if the caster that casts the spell is within the area of effect, they will not be affected by the [Clinging Vine](#) unless they choose to be. All affected creatures will immediately be fully entangled and immobile and will be unable to cast spells, activate items, or fight. An unaffected creature may free an entangled creature by chopping at the plants with a weapon for 15 seconds. Once freed, the entangled creature can fight only defensively for the next 5 seconds while they role-play disentangling themselves.

The vines created by this spell provide no protection if an entangled creature is attacked. If an entangled creature becomes unconscious, they will fall down. An entangled creature may choose to fall down at any time but may not get back up until they are freed, or the spell duration expires. Any creature that enters the area of effect after the spell is cast will not become caught in the vines. This spell will work in both indoor and outdoor environments. This is an LI and Pool spell.

Cloak

Range: Self

Duration: Permanent

Stacking: Base

A Swashbuckler has learned to use their cloak in a manner that confuses their opponents. The swashbuckler gains an additional point of innate armor. A swashbuckler must wear a cloak to gain this benefit. This change is NOT reflected in the chart above

Commune

Range: Self

Duration: 1 Question

Stacking: Base

When the caster casts this spell, they may ask one fifteen words or less question of their deity. The deity (GM) will answer the question in fifteen words or less. This spell cannot be used to get direct answers concerning the plot of a game but can be used to receive guidance when a caster or their team is lost or confused. A caster may only use this spell once per day, regardless of its source.

Conceal Item

Range: Touch

Duration: Game Day

Stacking: Base

This skill allows a caster to conceal an item no larger than 3'x3'x3' (subject to GM discretion), effective at their level. The concealment will last one game day unless the caster chooses to remove the object from concealment. A yellow flag, clearly marked with the level of concealment, must be tied to the item. If the level of concealment is missing, then the item is not considered to be concealed. The item must be placed in a reasonable hiding place – the middle of a table would not provide sufficient concealment for successful use of this skill, and the item cannot be concealed on the Pc's person. If a creature physically encounters the item by accident, they will not detect it unless their level is higher than the level of concealment. Material component: Yellow flag marked with the concealing caster's level.

Conceal Item on Self

Range: Self

Duration: Game Day

Stacking: Base

This skill allows a caster to conceal an item not larger than 3"x3"x3" (subject to GM discretion) on their person, effective at their level. The concealment will last one game day unless the caster chooses to remove the object from concealment. The GM should be notified when the item is concealed, or a yellow flag must be tied to the item. If the caster's belongings are searched, they should state "*Conceal*" followed by their level when or if the concealed item is located. If the person is equal or lower level than the concealment, the searcher must act as if they do not see the concealed item. Material component: Yellow flag.

Conceal Other

Range: Touch

Duration: 5 minutes/level

Stacking: Modifier

This skill allows the caster to conceal another creature. All stipulations of [Conceal Self](#) apply. The caster is not required to remain with the concealed target. From a distance of 30' or more, this concealment is effective at the caster's level +3,

from a distance less than 30', the concealment is effective at the caster's level. The target of a [Conceal Other](#) cannot make any movements, including spell casting, or the concealment will end, active struggling while bound is considered movement. Material component: Yellow flag.

Conceal Self

Range: Self

Duration: 5 minutes/level

Stacking: Modifier

This ability allows the caster to conceal themselves. While the caster is 30 feet or more from another caster or NPC, the concealment is effective at the level of the conceal +3, if a target is within 30 feet of the caster, the concealment is effective at the level at which the ability was cast. As long as the caster moves slowly and stays near some sort of shadow or obscuring object (for example, a wall, in the trees, crawling through the grass), then they will not be noticed by other creatures. Affected players and NPC's should do their best to ignore the hidden person and continue their actions as they normally would.

A caster cannot conceal themselves if they are within 10 feet of any other creature. If the caster is already concealed and approaches or is approached by someone within 10 feet who is affected by the concealment, then the concealed caster must remain motionless or they will be immediately detected. This is an LI skill, and the caster must inform anyone who approaches him, "*Conceal*," followed by the level of effect.

The caster may not take any offensive actions while in concealment and may not take any offensive actions for 5 seconds after they become unconcealed. This ability cannot be dispelled, but the caster can be detected with [True Sight](#) or [Enhanced Senses](#).

A concealed caster cannot make any fast movements, including invoking abilities, or the concealment will terminate (active struggling while bound is considered movement). A concealed caster cannot activate magic items or pre-cast spells, skills, or abilities. This is an LI ability. Material component: Yellow flag.

Concentration

Range: Self

Duration: 5 minutes/level

Stacking: Modifier

For the duration of this spell, the caster is completely protected from the effects of physical damage and most SAS while they are actively casting other spells. Also, while under the effects of a [Concentration](#), the caster's spell casting cannot be interrupted by most magical attacks or weapon hits. Reading scrolls and activating magic items are not considered to be spell casting, and thus a caster with [Concentration](#) in effect would not gain any protection from the spell while reading a scroll or activating an item.

A minimum of 5 seconds must pass between spell castings, and the caster is vulnerable to attacks and SAS as normal during this time. The protection provided by [Concentration](#) only lasts for standard-length incantations (5 seconds for 1st through 5th level spells, 10 seconds for 6th level and above, or as otherwise indicated in the spell description).

[Concentration](#) will provide protection against the effects of a [Kill Dagger](#) and any type of armor-independent damage. [Numbing Blow](#), [No Defense Blow](#), and [No Defense Arrow](#) will penetrate the [Concentration](#) spell, as will all other forms of [No Defense](#) damage. [Dispel Magic](#) on the [Concentration](#) can be effective against the caster at any time, not just in the periods between incantations. If a [Dust Storm](#) is cast around a caster with a [Concentration](#) in effect, they will not be personally affected by the [Dust Storm](#) while casting, however, they will not be able to see or affect other targets either inside or outside of the [Dust Storm](#). Material component: Blue flag.

Conductor

Range: Melee

Duration: Instantaneous

Stacking: Base

This ability allows the Maestro to act as a director and inspire another player. When another player casts any single target skill, ability, or spell and a Maestro assists it will allow the S/A/S being cast to affect all targets within a 10-foot radius centered on the caster. The Maestro must cast the ability at the same time as the spell being affected is being cast.

Confidence

Range: Combat

Duration: 1 Combat

Stacking: Modifier

With the use of this ability, the caster can make a group of up to 10 people specified by the caster +1 versus LI effects for one combat. This ability cannot be used as an immediate counter and will only apply to LI effects encountered while the ability is in use. Each person affected by this ability is considered to have this ability on an individual basis. This immunity will last for one combat or one game day, whichever comes first. This ability requires no casting time.

Confusion (Pool)

Range: Combat

Duration: 5 minutes

Stacking: Base

This spell will cause the target to lose the ability to focus their thoughts enough for spell casting. The target of the spell cannot cast spells, use an SAS, or activate magic items for the duration of this spell, however, autoactivated magic items, or existing SAS, including precast, will still be triggered as normal. This is an LI and Pool spell.

Consecrate/Desecrate Ground (Pool)

Range: Combat

Duration: Permanent

Stacking: Modifier

The caster channels divine energy into a small area causing the area to be permeated with the divine energy. This ritual transforms a 15-foot radius area into either Holy or Profane ground. The type of energy channeled is determined by the caster casting. There must be a focal point for this spell. This can be as simple as a makeshift altar, a tree, a small spring, a boulder, a carved rune, a scroll, etc. as long as the caster can adequately articulate the relevance to their deity. At the minimum, the area requires a holy symbol of the cleric. This usage of the spell is LI *if it is attempting to oppose an area dedicated to another deity*. If the target of the spell is already under a [Consecrate/Desecrate](#) cast by another, then the caster must equal or beat the level at which the prior [Consecrate/Desecrate](#) was cast.

The ritual takes 5 minutes to cast and the duration is permanent. [Consecrate/Desecrate](#) may be removed by another [Consecrate/Desecrate](#), by a ritual [Dispel Magic](#) performed with similar costs and requirements as a [Consecrate/Desecrate](#) spell, or destruction/desecration of the focal point per GM discretion. A cleric on ground **Consecrated** to their deity is at +1 LI when turning undead if they are within the 15-foot radius. Good aligned clerics gain this same bonus on Holy ground while evil aligned clerics gain this bonus on Profane. A cleric will know immediately when they enter consecrated ground. This is a Pool spell.

Construct: Animate Dead

Range: Touch

Duration: Special

Stacking: Base

This ability allows the Animator Alchemist to change a dead body into a zombie-like creature, which will obey simple commands of the Animator or a single person designated by the Animator. The form of the zombie will be that of the body from which it was created. The animated creature cannot speak and must walk very slowly. The animated creature will have ½ the original Hit Points (round down) of the living creature and the same values for armor and damage as the living creature. The animated creature can fight, but cannot cast spells, use skills or abilities, or activate magic items. The Animator can only affect creatures that were of their level or lower before their death. Animated creatures are vulnerable to all undead and supernatural effects listed in this ruleset. They cannot be commanded to follow the instructions of more than one person at a time, a [Control Undead](#) of a higher level than the [Animate Dead](#) that is used on an affected target will take control. If an animated creature is killed and then reanimated, they will only have ½ the number of Hit Points that they had from the previous animation (for example, they will have ¼ of their original Hit Points when animated for a 2nd time and 1/8 of their original points when animated for a 3rd time). A caster can only take an animated NPC from one encounter to another with the permission of game staff, and if the NPC can be spared from their regular duties. This spell has a maximum duration of one game day.

Construct: Homunculus

Range: Combat

Duration: 5 minutes

Stacking: Base

By using this ability, the Animator will animate an invisible servant, which can perform simple physical tasks for the Alchemist. The servant is alive but not intelligent. It cannot speak, cannot fight nor protect the Alchemist in any way, and will only follow very simple verbal instructions from the Animator (GM discretion) for the duration of the ability. The

servant can open unlocked chests (it cannot, however, pick locks), open unlocked doors, and lift objects up to 5 pounds per level of the Alchemist in weight in a manner similar to the [Telekinesis](#) spell.

The servant will set off all traps, including glyphs, that it encounters or passes, the Alchemist and the Mist Servant will each take ½ of the damage from any trap (round down). If the Mist Servant sets off a non-damaging glyph (such as Uvas) and the Animator is not within the area of effect of the glyph, then the Animator will not be affected. The servant cannot be healed and will disappear if it takes damage equal to the number of total Hit Points that the Animator had when this ability was used. The servant can only be controlled by the Animator who created it and cannot go further than 50 feet from the Animator.

Control Undead (Pool)

Range: Combat

Duration: 5 minutes/level

Stacking: Base

When this spell is cast the caster is able to completely control all undead creatures of the caster's level or below within a 5' radius circle at the time of the casting. All affected undead will understand the caster for the duration of the spell. If a caster tries to use [Control Undead](#) on a creature that is already controlled by another caster's [Control Undead](#) spell, the higher-level spell will be the one in effect. If the two spells are the same level, the first [Control Undead](#) will remain in effect. This is an LI and Pool spell.

Converse

Range: Combat

Duration: 5 minutes/level

Stacking: Base

When the caster casts this spell, all affected creatures will be able to converse in and understand all non-magical languages spoken around them, like the spell [Speakeasy](#). This spell does not, however, grant the affected creatures the ability to translate written text like the spell [Read Language](#). Once the spell is cast, the targets are free to move about as they wish and are not required to remain in proximity to the caster that cast the spell.

Counter Heal

Range: Combat

Duration: Next Heal Spell

Stacking: Base

Whenever a Healer casts this spell on a target, it will negate the next heal cast on that target, no matter the source. This does not affect [Regenerate Limb](#), [Life Spark](#), [Life Support](#), or [Raise Dead](#).

Crash Time (Pool)

Range: Combat

Duration: 1-minute

Stacking: Base

This spell will cause all affected targets within a 5' radius circle to fall asleep. Affected targets will be unable to use SAS or activate magic items, although spells already in effect will continue to be in effect for their normal duration. [Crash Time](#) affects each target separately and lasts for a duration of 5 minutes per level of effect or until a target is awakened, measures taken to awaken a target will only work for that target.

Noise or damage will not cause a target to awaken. Arcane methods that can awaken a target include [Awaken](#) and a white [Flower of Avalon](#). The only physical means that can be used to wake the affected targets is to lightly shake the targets for 15 seconds. For the first 15 seconds after waking up, the target can do nothing but defend himself. The caster will not be slept by their own spell unless they choose to be. This is an LI and Pool spell.

Create Acid

Range: Touch

Duration: Instantaneous

Stacking: base

When the caster casts this spell, they can create vessels (bean bags) of acid. The caster must have the physical representations available. Players may still bring as many bags of Acid as they wish into a game – this spell is merely an in-game method of replenishing used bean bags during an adventure. This spell creates 2 bean bags per spell point. The caster may spend up to their level in spell points. Acid vials created by this spell expire at the end of the game day. Material component: red bean bags.

Create Glyph

Range: Touch

Duration: Game Day or until triggered

Stacking: Base

This spell allows the caster to create a glyph, which will function as described in [Chapter 23](#). The spell costs 10 spell points and 1 temporary hit point per 2 levels of the glyph. The temporary Hit Points reduce the total Hit Points the caster has for the days reducing their total hit points. For example, a 10th level cleric normally has 46 hit points. If they cast a Wid, a 6th level glyph, their total maximum Hit Points would be reduced to 43 hit points. The loss of temporary Hit Points remains in effect until either, the glyph is triggered, the glyph is voluntarily dispelled by the caster that cast the glyph originally, or the end of the game day. There is no limit, other than hit point loss, on the number of glyphs that a caster can have in operation at any one time. Material component: 2"x2" Glyph.

Create Holy Symbol

Range: Touch

Duration: Instantaneous

Stacking: base

This spell allows the cleric to create and consecrate a holy symbol to their deity.

Create Holy Water

Range: Touch

Duration: Instantaneous

Stacking: base

When the caster casts this spell, they will create 6 vessels (bean bags) of Holy Water. The caster must have the physical representations available. Players may still bring as many bags of Holy water as they wish into a game – this spell is merely an in-game method of replenishing used bean bags during an adventure. Material component: up to 6 White bean bags.

Create Oil

Range: Touch

Duration: Instantaneous

Stacking: Base

When the caster casts this spell, they will create 6 vessels (bean bags) of oil. The caster must have the physical representations available. Players may still bring as many bags of Oil as they wish into a game – this ability is merely an in-game method of replenishing used bean bags during an adventure. This ability creates 3 bean bags per ability point. The Alchemist may spend up to their level in ability points. Material component: Black bean bags.

Create Scroll

Range: Touch

Duration: Game Day or until used

Stacking: Base

This spell allows a caster to create a scroll that can retain a spell for the current game day, scrolls created with this spell cannot retain a skill or ability. Only a spell that can be cast on another character can be placed into this scroll, Spells with a target of 'Self' only cannot be cast onto a scroll. Once a scroll is created it can be used at any time, although it will disintegrate at the end of the current game day, it may not be preserved by any means whatsoever. A scroll created with this spell is not a magic item and can be destroyed by normal means, including fire, acid, and tearing.

The spell placed on the scroll cannot be of a higher level than the caster can normally cast without an LI modifier, for example, a caster cannot use [LI Enhancement +1](#), [Invoke](#) or any other level modifier to cast a spell onto a scroll. Only one spell may be placed onto a scroll. Spells that modify other spells, such as [Autocast](#), are considered to be separate spells on their own, thus, it would be impossible to place an [Autocast Dropsy](#) or an [LI Enhancement +1 Enthral](#) on a scroll.

The steps required to create and use a scroll are as follows:

- 1) The caster must cast the [Create Scroll](#) spell, for a cost of 3 spell points.
- 2) The caster must spend 1 minute in meditation to prepare the paper to receive the scroll.
- 3) The caster or another spellcaster must cast the desired spell onto the prepared paper, spending the normal number of spell points.
- 4) The name and level of the spell must be recorded on the scroll, the level at which the spell is cast should be recorded in the upper right-hand corner. If a scroll does not have its level recorded then the scroll is effective at the base level of the spell (for example, an [Enthral](#) would be effective at 1st level).
- 5) The spell on the scroll may be cast at any time by reading or performing an incantation of the appropriate length, based on the spell's level (5 seconds for 1st through 5th level spells, 10 seconds for 6th level spells and above). Invoking the scroll has no cost in spell points.

Example: A 5th level Magic User wishes to create a 15-point *Fire Ball* scroll, so they spend 3 spell points to prepare the paper, then spends 5 spell points to cast the *Fire Ball* onto the scroll.

All of the restrictions on the use of magic items described in [Chapter 232](#), including the *MILL*, apply to the use of created scrolls. Most importantly, a character can only read a scroll that was cast at their level +2 or less, and a character who cannot read cannot use a scroll. If a character is of too low a level to use a scroll, then there will be no effect if they attempt to read the scroll.

A spell may be read from a scroll only once. Once the scroll is fully read, the writing disappears, and the scroll goes back to being a normal, mundane piece of paper. If a character is interrupted while trying to read a scroll, the spell on the scroll is not discharged, they will be able to read the scroll again starting from the beginning. If there is no incantation written on the scroll, the player is responsible for role-playing an incantation for the appropriate amount of time.

A caster may create up to ½ of their level, rounded-up, of scrolls per game day and they may only be produced during game time. A caster cannot use a [Double Effect](#) spell to increase the number of scrolls that they can create. Material Component: Paper for the scroll.

Create Sigil

Range: Touch

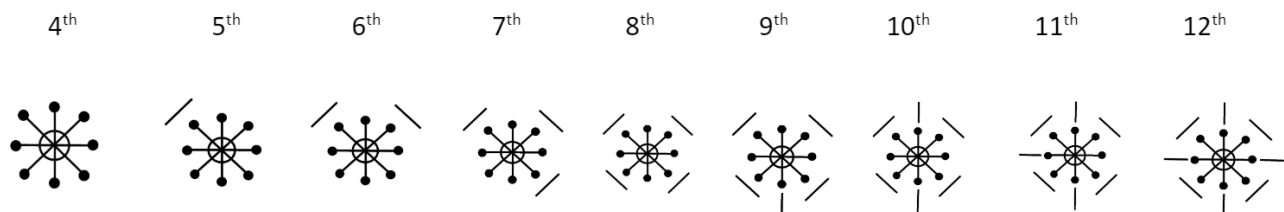
Duration: Game Day or until triggered

Stacking: Base

This spell allows the caster to create a sigil with an effect at their level or below. Sigils are described in [Chapter 23](#) along with *Glyphs*. The base sigil must be a minimum of 2"x2" with modifications extending those dimensions. In addition to the base sigil, the caster must include any symbols which modify the basic sigil. In addition to the default 5-second incantation, this spell requires 1 minute of conjuration time. The conjuration time cannot be shortened by the use of [Autocast](#). Material component: 2"x2" Sigil.

When drawing the sigil, the base sigil design is at 4th level of effect. Marks of power are drawn surrounding the base sigil to increase the sigil's level of effect. See the diagram below. The cleric may create a sigil with an effective level equal to their level or below (minimum 4th level). LI enhancement spells do not affect the level of effectiveness of a sigil. However, if a cleric casts God / Goddess's Favor, then they can create a sigil with a level of effect one level higher.

Example of a Zaweh sigil.



When the caster creates a sigil, they must designate which one of the four following conditions will trigger it. These are:

1. Opening a container. The sigil must be on the container or inside it.
2. Approaching within 5 feet. (Once set, the sigil cannot be moved and must be visible.)
3. Moving a stationary object. The sigil must be on or underneath the object. (If the sigil is on the object, presenting the holy symbol allows the object to be moved to a new location without discharging the sigil.)
4. Pass through a doorway or portal. The sigil must be above the opening. (The sigil still functions if it is on the back side of the door and thus not visible.)

Anyone actively presenting a holy symbol matching the deity of the cleric who set the sigil will not trigger the sigil. They will be affected if they are in the area when it is triggered.

The cleric may create sigils modified by the spells, *Extend Sigil*, *Empower Sigil*, and/or *Dread Sigil*. These spells must be cast during the 1-minute conjuration time when creating the sigil. The cleric may cast none, one, two or all three modifiers on a single sigil.

Cull the Weak

Range: Combat **Duration:** Game Day or until used **Stacking:** base

The caster takes advantage of the vulnerability of their target dealing a total of 20 additional points of damage to the torso to a target affected by [Opportunist](#) and a 5-second [root](#) on a successful melee attack to the target's torso or back.

Cure Serious Wounds

Range: Touch **Duration:** Instantaneous **Stacking:** Base

The caster can heal themselves or another character for 3 Hit Points per spell point expended. The caster may expend up to their level in spell points per use of [Cure Serious Wounds](#) and must use a minimum of 4 spell points.

Curse I

Range: Combat **Duration:** 5 minutes or 1 Combat **Stacking:** Debuff

With this spell, the caster can cause a single target to be cursed at minus 1 LI. The caster is effectively 1 level lower to all incoming LI spells. For example, a 4th level Ranger targeted by this spell would be affected by a Magic User's [Crashtime](#) cast at the 3rd level. The caster should call out "*Target, Curse -1 LI, Target*". This spell may be dispelled by a [Remove Curse](#) or [Dispel Magic](#) at the appropriate level.

Curse II

Range: Combat **Duration:** 5 minutes or 1 Combat **Stacking:** Debuff

With this spell, the caster can cause a single target to be cursed at minus 2 LI. The caster is effectively 2 levels lower to all incoming LI spells. For example, a 5th level Ranger targeted by this spell would be affected by a Magic User's [Crashtime](#) cast at the 3rd level. The caster should call out "*Target, Curse -2 LI*". This spell may be dispelled by a [Remove Curse](#) or [Dispel Magic](#) at the appropriate level.

Curse of Corruption

Range: Combat **Duration:** 5 minutes **Stacking:** Modifier

The target's protection is reduced by 1 point per 2 spell points spent. A caster may spend up to their level in spell points. The target's protection cannot be reduced to less than zero or destroyed. This will affect all armor, magical, mundane, or innate. This spell will also affect a Monks armor against Area of Effect spells as well as protections spells such as [Missile Protection](#) or [Elemental Protection](#). It will not affect a Magic User in [Concentration](#), but it will activate a [Wrath](#). Example: An 8th level caster spends 6 spell points to reduce a target's armor by 3 points, they call: "*Target, Corruption, -3 armor*". A [Remove Curse](#) will counter this ability.

Dead Eye

Range: Combat **Duration:** Instantaneous **Stacking:** base

This spell causes a magical projectile to fly from the caster's hands and hit a single target. The [Dead Eye](#) will cause 2 points of damage per spell point expended by the caster, all damage is applied to the target's torso. The caster may expend up to their level in spell points per [Dead Eye](#), except for 1st level casters, who may expend up to 2 spell points per [Dead Eye](#).

Deadfall

Range: Combat **Duration:** Game Day or until triggered **Stacking:** Base

This ability allows the caster to set a mechanical trap known as a [Deadfall](#), which will be triggered by the first creature other than the caster who enters the area of effect. The [Deadfall](#) will cause 3 points of damage per ability point expended, plus a 5-second [Knockdown](#), all damage is applied to the target's torso. In addition, if the target's LI resistance is equal to or less than the caster's level, the target will be unable to move for 5 minutes or until they are freed by another character.

Freeing the target of a [Deadfall](#) requires at least 10 seconds of role-playing the act of dismantling the trap. The caster must expend their level in Ability Points when creating a [Deadfall](#).

The caster must specify the exact boundaries of the [Deadfall](#) to the GM and they may not exceed 3'x12'. The caster must either remain within 30' of the trap or mark the area so that the GM knows for it to remain effective. If the caster remains within 30' of the trap, they are responsible for calling out the effect of the trap when it is triggered, if they mark it with a yellow flag, a GM or NPC should call the effect when it is triggered. When called, the caster should first call the [Knockdown](#), then the trap, the damage the target's color, and the trap's level of effect, for example, "5-second Knockdown, [Deadfall](#), 27 points, blue, 9th level". A caster can only have one [Deadfall](#) in existence at a time. A [Deadfall](#) cannot be seen by other characters but will be identified by SAS such as [Sense Traps](#). The duration of [Deadfall](#) is until triggered or one game day, whichever comes first. This is an LI ability. Material component: Yellow flag.

Deadly Precision I

Range: Self

Duration: Instantaneous

Stacking: Base

The Marksman has honed their skill in hitting small but devastating targets more frequently. They gain an additional critical arrow per 10.

Deadly Precision II

Range: Self

Duration: Instantaneous

Stacking: Base

The Marksman has honed their skill in hitting small but devastating targets more quickly. [Snapshot](#) costs the Marksman 3 points instead of the standard 4 points.

Deadly Precision III

Range: Self

Duration: Instantaneous

Stacking: Base

The Marksman has honed their skill in hitting small but devastating targets more forcibly. The Marksman deals 3 points additional on a critical arrow instead of 2 additional as standard.

Deadly Precision IV

Range: Self

Duration: Instantaneous

Stacking: Base

The Marksman has honed their skill in hitting small but devastating targets more quickly. The Marksman may use [Snapshot](#) for no Ranger points, a number of times equal to ½ their level per day. All restrictions of [Snapshot](#) apply.

Deadly Precision V

Range: Self

Duration: Instantaneous

Stacking: Base

The Marksman has honed their skill in hitting small but devastating targets more forcefully. All the Marksman's critical arrows inflict a 5' [Knockback](#).

Death Commitment

Range: Self

Duration: Special

Stacking: Base

This ability allows the caster to hold off death for a period of 5 minutes or the end of the current combat, whichever comes later. To activate this ability, it must be called out loudly, the following effects will immediately occur:

- All previous damage is instantly healed, including any from [Killing Attack](#)
- The caster's Hit Points to death are doubled
- The caster is prevented from falling unconscious for the duration of the ability
- All damage taken by the caster during this ability is applied to their torso, regardless of where the blow actually lands
- Healing of any form will have no effect on the caster for the duration of this ability, including healing that comes from autoactivated items
- The caster is unable to use [Death Commitment](#) again until the full duration of the first one has elapsed

The [Death Commitment](#) will end in one of two ways: 1) the caster takes more than twice their base Hit Points to death in damage, and they immediately die, 2) the duration of the ability elapses, and the caster's Hit Points revert to normal. If the loss of the additional Hit Points results in the bleeding out of the caster, then the caster will be bleeding out. This ability requires no casting time.

Death Feint

Range: Self

Duration: 5 minutes

Stacking: Base

When this ability is used, the caster will fall into a deep meditative state and will appear to be dead. While in this meditation, the caster is completely protected from the effects of physical damage and most SAS, including the effects of [Kill Dagger](#) and any type of armor-independent damage. [No Defense](#) damage will penetrate [Death Feint](#). The caster should call "no mark" to indicate that they are unaffected by a spell or attack. During [Death Feint](#), the caster will not set off any traps or glyphs, even if tossed onto them.

While in [Death Feint](#), all spells will continue to run normally, those with a duration of the next combat will expire one minute into the [Death Feint](#). While in [Death Feint](#), poison and disease are halted as if the caster is under the effects of a [Stasis](#). Once the caster leaves the [Death Feint](#), poison and disease will again begin to run normally. [Death Feint](#) does not cause the caster to detect as magic. While in [Death Feint](#), the caster may not activate magic items or use pre-cast or any other SAS.

The caster must remain in the [Death Feint](#) for at least 1 minute, which will remove them from combat. [Death Feint](#) lasts for 5 minutes, but the caster may end the ability early by making a voluntary movement. When [Death Feint](#) ends, the caster may not take any offensive actions, activate magic items, or activate pre-cast SAS for 5 seconds, they can, however, fight defensively. This ability can be negated by [Awaken](#) or by a white [Flower of Avalon](#), but not with [Dispel Magic](#). This ability requires no casting time.

Death Mask

Range: Self

Duration: 5 minutes/level

Stacking: Base

When an Assassin uses [Disguise](#), they may mimic a specific person and may choose an alignment to mimic that is different than their own. This is an LI ability.

Death Memory

Range: Touch

Duration: Instantaneous

Stacking: Base

This ability allows the Spirit Monk to witness the events that preceded a target's death, this time will not include the 5 minutes bleeding out but will encompass the time leading up to the target falling unconscious. Events will be viewed from the target's viewpoint. Up to one minute per level of the Spirit Monk can be witnessed with this ability. The memories can be specific or general, based on GM discretion, however, they will only include events and images that the target was actually aware of – if someone attacked the target from behind and killed him, the Spirit Monk will not be able to identify the killer. This ability requires that the target's body be present and will not work if [Ashes to Ashes](#) has been cast on the body.

Deception

Range: Self

Duration: 5 minutes/level

Stacking: Modifier

When a caster uses this skill, their LI resistance versus [Truth Force](#) and [Truth Sense](#), is increased by 2 levels.

Deceptive Song I

Range: Self

Duration: Permanent

Stacking: Base

A swashbuckler gains the ability to cast any of their spells from the 1st – 4th level while fighting. They do not have to stand still while casting but must be engaged in melee. Any damage will still interrupt casting as normal.

Deceptive Song II

Range: Self

Duration: Permanent

Stacking: Base

A swashbuckler gains the ability to cast any of their spells below the 9th level while they are fighting. They do not have to stand still while casting.

Defense

Range: Self

Duration: 1 Combat

Stacking: Modifier

This spell provides the caster with additional armor. The caster may expend up to ½ their level (rounded up) in spell points per [Defense](#) spell and will receive 1 additional point of armor for each spell point expended. This additional armor will last for one combat or one game day, whichever comes first. Material component: Blue flag.

Define Trap – Magical

Range: Self

Duration: Instantaneous

Stacking: Base

When a caster uses this skill, they can determine the lethality and general purpose of a known magical trap. The caster will know whether the trap, when triggered, will seal doors, release poison, activate pits, drop the ceiling, or cause some other effect, and will know the relative amount of damage caused by these effects (low – up to 20 % of the caster’s base Hit Points to death, moderate – 20 to 50% of the Pc’s base Hit Points to death, or high – greater than 50 % of the caster’s base Hit Points to death). Uses of this skill are cumulative with [Define Trap – Mechanical](#).

Define Trap – Mechanical

Range: Self

Duration: Instantaneous

Stacking: Base

When a caster uses this skill, they can determine the lethality and general purpose of a known mechanical trap. The caster will know whether the trap, when triggered, will seal doors, release poison, activate pits, drop the ceiling, or cause some other effect, and will know the relative amount of damage caused by these effects (low – up to 20 % of the caster’s base Hit Points to death, moderate – 20 to 50% of the Pc’s base Hit Points to death, or high – greater than 50 % of the caster’s base Hit Points to death). Uses of this skill are cumulative with [Define Trap – Magical](#).

Delay

Range: Self

Duration: Special

Stacking: Stat Break

By using this ability, the Killing Monk can delay the use of another ability. [Delay](#) will have one of the following effects, depending on the duration of the ability it affects:

- When [Delay](#) is used on an ability that is only effective on the next successful weapon strike, such as [Brew Poison: Venom Poison](#), the Killing Monk will be able to apply the ability to a weapon strike of their choice. When used in this manner, the duration of the [Delay](#) is one combat or one game day, whichever comes first.
- When [Delay](#) is used on an ability that has a duration of one combat, the Killing Monk may choose to either use the ability in the next combat or to [Delay](#) it until the combat immediately after the next one.
- When [Delay](#) is used on an ability that has a fixed duration, such as 5 minutes, the Killing Monk may choose to either use the ability for the next 5 minutes or to [Delay](#) it until the 5 minutes after that.

To use [Delay](#), the Killing Monk must meditate for 10 seconds and then identify which ability they wish to [Delay](#). After waiting 5 seconds, they must then cast the ability to be delayed and expend the appropriate cost in ability points. Only one [Delay](#) may be in effect at a time.

Diagnose

Range: Touch

Duration: Instantaneous

Stacking: Base

This spell will inform the caster of all negative effects (including drunkenness, disease, curses, poison, [Enthrall](#), [Fog Brain](#), and paralysis) that are afflicting any one creature. If the target is under the effects of a curse or a spell such as [Enthrall](#), the caster will be informed of the level of effect of the curse or spell.

Diagnose Self

Range: Touch

Duration: Instantaneous

Stacking: Base

This ability will inform the caster of all negative effects (including drunkenness, disease, a curse, poison, enthrallment, [Fog Brain](#), and paralysis) that are afflicting them. If the caster is under the effects of a curse or a spell such as [Enthrall](#), they will also be informed of the level of effect of the curse or spell.

Disarm

Range: Melee

Duration: Instantaneous

Stacking: Base

This skill disarms an opponent who is holding a weapon but does not work against natural weapons such as claws, talons, or tentacles. The caster must strike the target's weapon and call out "[Disarm](#)" followed by the level of effect. If the caster fails to call out the level of effect, then the [Disarm](#) does not work.

If the target is less than or equal to the level of effect called by the caster, the target must drop their weapon and let it hit the ground, after which it can be retrieved. If the opponent is unaffected by the skill, or if the weapon strike is countered by the use of [Dodge Blow](#) or [Evade](#), the skill use is still expended. 5 seconds must pass before the caster can use another skill, ability, spell, or magic item. This is an LI skill.

Disarm +2

Range: Self

Duration: 1 Combat

Stacking: Base

At this level, the fighter is at +2 base when they use the [Disarm](#) ability.

Disarm Trap – Magical

Range: Touch

Duration: Instantaneous

Stacking: Base

With this skill the caster can disarm a magical trap, this skill has no effect on glyphs. The caster must be aware of the trap either by direct observation or use of [Sense Traps](#). Uses of this skill are cumulative with [Disarm Trap – Mechanical](#).

Disarm Trap – Mechanical

Range: Touch

Duration: Instantaneous

Stacking: Base

With this skill, the caster can disarm a mechanical trap. The caster must be aware of the trap either by direct observation or use of [Sense Traps](#). Uses of this skill are cumulative with [Disarm Trap – Magical](#).

Discern Person or Creature

Range: Combat

Duration: 5 minutes per level

Stacking: Base

By invoking this ability, a caster may study a person or creature and for the next 5 minutes, they will be able to detect any lie or falsehood that they/they/it tells. The caster must be in reasonable (GM Discretion) proximity to the person being observed and able to both see and hear the person. Additionally, this will tell the caster if the target is under any type of enchantment, compulsion, [Disguise](#), or possession but not the specifics.

Diseased Bolt

Range: Combat

Duration: Instantaneous

Stacking: base

The caster causes a single creature to take 3 points of damage per level of the caster and is minus 1 LI. This spell does not work on undead creatures or those immune to magical disease.

Disengage

Range: Melee

Duration: 15 seconds

Stacking: Base

This skill allows the caster to prevent the target from attacking or pursuing him. To use this skill the caster must call out "[Disengage](#)" followed by the level of effect. If the caster fails to call out the level of effect, then the [Disengage](#) does not work.

If the target is less than or equal to the level of effect called by the caster, they may not pursue or attack the caster with hand-held melee damage for 15 seconds. The caster must immediately [Disengage](#) from the target and cannot attack the target for the duration of this skill. The disengagement can be ended if the caster is unable to move or is knocked down for any duration. If the opponent is unaffected by the skill, the use is still counted against the total number of uses for that day and 5 seconds must pass before the caster can use another skill, ability, spell, or magic item. This is an LI skill.

Disguise

Range: Self

Duration: 5 minutes/level

Stacking: Base

The skill allows the caster to alter their appearance effectively enough to fool all targets of their level or below. If the caster only wishes to change their general appearance, no costume changes are required. However, if they want to look like a beggar, castle guard, or another specific type of individual, then at least a 50% appropriate costume change is required (subject to GM discretion). If the caster wants to look like a member of a group of people that either dress in distinctive tabards or have unique marks, the caster must have a similar tabard or mark. For example, if the caster wanted to look like a member of the Black Dragon Guards, a Black Dragon tabard would be required. The caster cannot use this skill to disguise themselves as another specific individual, such as the King of a particular realm.

If someone questions whether they recognize the disguised caster, the caster must state "[Disguise](#)" followed by their level. If the level of the person questioning the caster is equal or lower than the Pc's, the individual will be unable to see through the [Disguise](#). Anyone of a higher level than the caster will note only that the caster is disguised but will not readily perceive the caster's identity. The caster must state that the [Disguise](#) is removed for their exact identity to be revealed. [True Sight](#) penetrates this skill and will not only reveal that the caster is in [Disguise](#) but will reveal the identity if it is known by the caster. This skill cannot be dispelled by the use of [Dispel Magic](#). This is an LI skill. Material component: Green flag.

Disguise Others

Range: Touch

Duration: 5 minutes/level

Stacking: Base

This skill allows the caster to [Disguise](#) someone else as per the [Disguise](#) skill, effective at the level of the caster. All of the other restrictions of [Disguise](#) apply. Material component: Green flag.

Dispel Fear

Range: Combat

Duration: Instantaneous

Stacking: Base

A caster can dispel all fear-related effects on one individual. The caster does not need to know the name of the fear-based effect that was used against the target. This ability requires no casting time.

Dispel Magic (Pool)

Range: Combat

Duration: Instantaneous

Stacking: Base

With this spell, the caster can negate a single spell of any caster, cast up to the level of the caster. Only spells with a duration can be dispelled (instantaneous spells cannot be dispelled). The caster should call out "[Dispel](#)" followed by the name and level of spell they are trying to negate (for example, an 8th level Magic User could call out "[Dispel Physical Protection, 6th level](#)"). To negate one of their own spells before the end of its duration, the caster must also use [Dispel Magic](#). When this spell is used in conjunction with [LI Enhancement +1](#) or +2 the caster can affect levels higher than their own. This is an LI spell and costs 1 spell point per 2 levels that the caster is attempting to dispel (round up). A spell must be dispelled at the level it was cast at. For example, a [Phase Out](#) cast by a 10th level magic user is dispelled at the level of the spell, 4th level since it is not LI, not 10th. A [Crash Time](#) cast at the 10th level, would need to be dispelled at 10th level, not 1st. This is an LI and Pool spell.

Disrupt

Range: Combat

Duration: Instantaneous

Stacking: Base

This spell causes all undead creatures within the area of effect to take 4 points of damage per level of the caster. This spell only works on undead creatures.

Distrust

Range: Self

Duration: Instantaneous

Stacking: Modifier

When an [Enthrall](#) or [Enthrall](#)-like effect is cast at the caster, they can use this skill to increase their LI resistance by 2. For example, if a 4th level Thief is targeted by a 4th level [Enthrall](#), they could choose to increase their LI resistance to the 6th level and would not be affected. [Distrust](#) has no effect against any other skills, abilities, or spells. This skill is an immediate counter.

Distrust for Others

Range: Combat

Duration: Instantaneous

Stacking: Modifier

With this skill, the caster is able to raise the LI resistance of a character who is under the effect of an [Enthrall](#) or [Enthrall](#)-related effect. The caster is able to convince the affected character that the creature who bespelled them is not their best friend. After 10 seconds of conversation, the target can add +2 to LI resistance for [Enthrall](#) or [Enthrall](#)-related effect. This skill is retroactive and can be used as a counter to a previously cast [Enthrall](#). The caster must be able to converse with the target character in a language that the target understands.

Dodge Blow

Range: Self

Duration: Instantaneous

Stacking: Base

With this skill, a caster can completely dodge any 1 blow from a hand-held weapon attack, with the exceptions of [Backstab](#), [Free Strike](#), and [Kill Dagger](#). Non-damaging blows such as [Numbing Blow](#) can also be dodged. If hand-held attacks such as [Electrify](#), [Killing Attack](#), or [No Defense Blow](#) are dodged, then that spell, ability, or skill is still discharged. In addition to attacks from hand-held melee weapons, the abilities [Physical Attack](#), [Throw](#), and [Sacrifice Throw](#) can also be dodged. In order to use this skill, the caster must not be unconscious, held, or otherwise immobilized. The caster must loudly call out "Dodge" when they use this skill. This skill is an immediate counter.

Double Effect

Range: Self

Duration: Game Day or until used

Stacking: Stat Break

When this spell is cast, the caster will be able to increase either the range (for any spell with a range other than "Self" or "Touch") or the number of targets (can only be used for spells with an area of "1 Target") of a later spell of their choice. [Double Effect](#) can only be applied to a spell that is cast by the caster, it cannot be used to enhance a spell that originates from a scroll or magic item. [Double Effect](#) cannot be applied to area-effect spells or to make self-only spells also affect another. The duration of this spell is until a spell of the caster's choice is enhanced, or one game day, whichever comes first. A caster can use this spell to strike a single target twice with the same spell, such as a [Fire strike](#).

Dragon Hide

Range: Self

Duration: 1 Combat

Stacking: Modifier

This spell provides the caster with 4 additional points of armor. The additional armor will last for one combat or one game day, whichever comes first. Material component: Blue flag.

Dread Sigil

Range: Touch

Duration: Game Day or until triggered

Stacking: Stat Break

This spell increases the overall of a sigil when cast as part of the sigil creation process. This generally causes the sigil to generate a [knockdown](#) as part of its effects. The exact effects are listed under the individual sigil descriptions. Dread is depicted by a hexagon surrounding the sigil and its marks of power.

Driving Shot

Range: Self

Duration: Instantaneous

Stacking: Modifier

The Marksman fires a massively heavy arrow dealing no initial damage but causing their target to take a 10-foot [knockback](#) and a 5-second [knockdown](#).

Dropsy

Range: Combat

Duration: Special

Stacking: Base

This spell causes the target to immediately drop any and all items that they are holding in their hands. The duration of the effect is based on the target's level, as described below.

- Levels 1 – 3: The target is unable to pick up or hold anything for 30 seconds
- Levels 4 – 7: The target is unable to pick up or hold anything for 5 seconds
- Levels 8 – 10: The target may pick up fallen items immediately after they hit the ground.

Characters cannot attach weapons to their bodies (for example, looping a sword strap around a wrist) to avoid this effect. A person must open both hands and drop arms and fingers downward when dropsied. If a shield falls off the arm, then it falls off but if it strapped on in such a way that it does not fall when the arm is pointed downwards, and the hand is opened, the player does not need to unstrap the shield and remove it.

Dueling

Range: Self

Duration: Permanent

Stacking: Base

A bard wielding a single melee weapon gains an innate point of damage in addition to the point awards by the weapon group. This change is NOT reflected in the chart above. The bard may not be holding another weapon but may use a buckler or parrying only weapon in their off hand.

Dust Storm

Range: Combat

Duration: 1-minute

Stacking: Base

This spell will create a single, continuous, weaving stream of wind that will affect all creatures within the area of effect. This windstorm is magical in nature and can only be penetrated by the spells [Message](#) and [Speak to Winds](#). Creatures within a [Dust Storm](#) can see one another but cannot communicate or interact with each other or with anyone outside the [Dust Storm](#), also, those outside the area of effect cannot interact with those within the [Dust Storm](#). Affected creatures can cast spells and use magic items on themselves but cannot affect any other target. Creatures may pivot or turn in place but may not move from the spot of the [Dust Storm](#).

[Dust Storm](#) can be removed with either reverse [Dust Storm](#) or a 7th level [Dispel Magic](#), either of which can be cast by an individual within the area of effect. When a reverse [Dust Storm](#) is cast, the effects of the [Dust Storm](#) will end for all targets, however, if [Dispel Magic](#) is used it will only affect a single target, and all other targets will remain within the [Dust Storm](#).

Earth Calming

Range: Combat

Duration: 5 minutes/level

Stacking: Base

This spell causes the calmness of the earth to pervade the target. This spell will negate the effects of any of the following (magically induced or not) for the duration of the spell, regardless of their levels of effect: fear, drunkenness, insanity, frenzy, nightmare, [Battle Fever](#), [Spook](#), and any type of intense emotion. This spell does not induce a docile nature or alter the intent of the recipient, it only causes calmness. The effects of this spell can be removed by a [Dispel Magic](#) cast at the 6th level.

Earth Healing

Range: Self

Duration: Instantaneous

Stacking: Base

This spell allows the caster to call upon the healing powers of the earth to heal themselves. This spell will heal the caster for up to 30 points and will neutralize all diseases and poisons in the caster's system, including [Red Death](#).

Earth Slap

Range: Self

Duration: 5 minutes/level

Stacking: Base

This spell creates a field around the caster that will cause damage to the first character who attacks them from a position within 50 feet, this includes non-damaging actions such as [Sweep](#), [Throw](#), [Crash Time](#), and [Numbing Blow](#). [Earth Slap](#)

causes 3 points of elemental earth damage per level of the caster, which is applied to the torso, and a 5-second [Knockdown](#).

If the caster attacks someone from any range they will take ½ of the damage from the field and their opponent will not be damaged by the field, the [Earth Slap](#) will be expended. The caster may still engage in non-offensive physical contact, such as healing or binding wounds, also, accidentally bumping into someone is not considered to be offensive contact.

The damage caused by this spell cannot be avoided by [Evade](#) or [Dodge Blow](#) and cannot be affected by [Spell Absorption](#) or [Spell Negation](#). [Earth Slap](#) will remain in effect until it affects a target or until the full duration of the spell has elapsed. The field is not dispelled when the caster falls asleep, becomes unconscious, or dies. Material component: Red flag.

Electrify

Range: Self

Duration: Game Day or until used

Stacking: Modifier

This spell imbues the caster with an electrical charge that can be discharged at will through a hand-held weapon strike. If this spell is cast for 1 spell point it will cause 6 points of damage, the caster may expend up to their level in spell points to cast this spell, and each point of damage beyond the first will increase this spell's damage by 1 point. The damage is delivered to the area hit, with any excess damage applied to the torso. [Electrify](#) may only be delivered once per casting of the spell.

The caster may only release an [Electrify](#) through a weapon touch (not with physical contact), the shock will not be blocked by the target's clothing, weapon, or shield, and is not negated if the target is "grounded". For purposes of stacking, there are two ways to discharge this spell: (1) as spell damage when used against a weapon or shield, or (2) as a damage enhancement when combined with a weapon strike to the target. You cannot stack additional damage enhancements, such as [Strong Arm](#), when this is used in conjunction with a weapon strike.

If the caster discharges the [Electrify](#) with a hit to the target's weapon or shield, then the caster should call out "Electrify", followed by the spell damage. If they discharge the [Electrify](#) with a hit to the target's limb or torso, then they should call out "Electrify", followed by the spell damage plus the melee damage caused by the weapon. In all cases, the entire amount of damage (including the damage caused by the weapon, if applicable) counts as spell damage for effects such as [Spell Absorption](#), and as electrical damage for purposes of [Elemental Protection](#).

Example: A 5th level Magic User (melee damage of 3) casts a 1-spell-point [Electrify](#), then discharges it with a sword strike to the target's torso, calling out "Electrify, 9 points." If they instead hit the target's shield, the sword's damage does not apply and they should call out "Electrify, 6 points."

The duration of [Electrify](#) is one game day or until used, whichever comes first. The material component of this spell must be held in the caster's hand and cannot be attached to the caster's weapon. Material component: Red flag.

Elemental Arrow

Range: Touch

Duration: Game Day or until used

Stacking: Modifier

With this spell, the caster can enhance an arrow with elemental damage. The affected arrow will cause an additional 5 points of magical damage, the caster must specify at the time of casting whether the additional damage will come from Earth, Fire, Ice, or Lightning. When the arrow is fired, the archer must call out Elemental Arrow, the specific element, and the total amount of damage. The duration of the enhancement is until used or one game day, whichever comes first.

Elemental Blow

Range: Melee

Duration: Instantaneous

Stacking: Modifier

This ability allows the caster to deliver an [Elemental Strike](#) via a single weapon strike to a target's torso or limb. If the caster strikes a limb, the remaining damage will transfer to the torso. The elemental blow will do an additional 15 points of Damage and is added to the caster's base hand-held damage. This ability can only be delivered with a hand-held melee weapon, and the caster must call out "Elemental Blow (type), X points" when they believe that they have successfully struck the target. If the weapon strike is not successful or is countered by [Dodge Blow](#) or [Evade](#), the ability is still used, and the

points are expended. 5 seconds must pass before the use of another skill, ability, or spell. This ability requires no casting time.

Elemental Counterspell

Range: Self

Duration: Instantaneous

Stacking: Modifier

The caster may counter 1 elemental (*ice, fire, lightning, or earth*) spell (*Strike or Ball*) as an immediate counter if they are in the area of effect. [Elemental Strike](#) and Balls countered using this ability are considered dispelled before the casting is completed so they deal no damage or secondary effects.

Elemental Damage

Range: Touch

Duration: 1 Combat

Stacking: Modifier

With this spell, the caster can enhance a weapon with elemental damage. The affected weapon will cause 1 additional point of magical damage for every 2 spell points expended by the caster, and the caster can spend up to their level in spell points. The caster must specify at the time of casting whether the additional damage will come from Earth, Fire, Ice, or Lightning. When the weapon is used, the wielder should call the total amount of damage per strike and the specific type of elemental damage, for example, “*8 magic, Fire*”. The duration of the enhancement is one combat or one game day, whichever comes first.

Elemental Fury

Range: Combat

Duration: Instantaneous

Stacking: Base

This spell allows the caster to call the fury of the elements into effect within the target area. The caster must specify which of the following furies they wish to call into existence.

- **Earth:** The resulting earthquake will cause a 10-second [Knockdown](#) and 20 points of Earth damage to all creatures within a 10-foot radius.
- **Fire:** The resulting eruption will cause a 10-second [Knockdown](#) and 20 points of Fire damage to all creatures within a 10-foot radius.
- **Ice:** The resulting blizzard will cause a 10-second [Knockdown](#) and 20 points of Ice damage to all creatures within a 10-foot radius.
- **Lightning:** The resulting chain lightning will cause a 10-second [Knockdown](#) and 20 points of Lightning damage to all creatures within a 10-foot radius.

Elemental Grenade

Range: Touch

Duration: game day or until used

Stacking: Base

The caster creates a grenade (green bean bag) charged with one element: Earth, Fire, Ice, or Lightning. When the grenade is thrown, all targets within 5 feet of the impact point will take 3 points of damage per ability point expended and will also take a 5-second [Knockdown](#). The caster can spend up to their level in Ability Points but must spend at least 3 ability points. The caster may only have 1 Elemental Grenade prepared at any given time. The caster must wait 5 seconds after throwing a specialty bean bag before throwing another one. Material Component: Green bean bag.

Elemental Healing

Range: Self

Duration: Game Day or until used

Stacking: Modifier

With this spell, a caster can absorb the effects of one damaging spell of their choice. To absorb a spell, it must be a single-target elemental spell that is targeted at the caster. This spell will absorb up to 4 points of damage per level of the caster, damage beyond this amount will be taken by the caster. [Elemental Healing](#) will restore 1 life point for every 4 points (round up) of damage that are absorbed, the caster cannot gain points beyond their base life points, and “*restored*” points beyond their base will be lost. The caster may distribute the points to their limbs or torso as needed. The duration of this spell is until a damaging spell of the caster’s choice is absorbed, or one game day, whichever comes first. Material component: Blue flag.

Elemental Limpet

Range: Combat **Duration:** 1 combat or until triggered **Stacking:** Base

When this ability is used, the caster places a mine, represented by a yellow flag. The mine will deal elemental damage of the type chosen by the caster when the mine is placed. (Fire/Ice/Lightning/Earth). The mine deals 3 damage per level of the caster and causes a 5-second [knockdown](#) to anyone within a 5-foot radius at the time of detonation. The caster must place the limpet on the ground to activate it and they must be within 50 feet to detonate the mine. Example: *“Fire Limpet, targets, 21 points fire damage, 5-second knockdown”*. Material Component: Yellow Flag.

Elemental Orb

Range: Combat **Duration:** 1 hour or until used **Stacking:** Modifier

When the caster cast this spell, they will be surrounded by 3 Orb charges. The element type of the orbs is chosen at the time of casting. All three orbs are the same element. The caster may use an orb with no further preparation however, 5 seconds must pass between using an orb and starting another SAS, including using another orb. Expending an orb allows the caster to deal an amount of damage equal to 2 points per level, to a single target within 20'. The target also suffers a 10' [knockback](#). Example: *“Target, Fire Orb, 18 points, knockback 10 feet”*. Material component: Red flag

Elemental Pact

Range: Self **Duration:** Permanent **Stacking:** Var

At this level, the caster can partially take the form of an elemental at will. The type of elemental must be chosen from either Fire, Ice, Lightning, or Earth and may not be changed once picked. The caster gains a limited form of damage versus area of effect spell protection (20 points) that is only effective against the element chosen. Additionally, the caster gains the ability to speak the language of the element chosen. Elementals of the chosen type will, at the very least, allow the caster and any non-belligerent members of their party to pass unharmed (GM discretion) as long as the caster remains friendly.

Elemental Pact I

Range: Self **Duration:** Permanent **Stacking:** Base

The caster swears a pact to a specific (players choice) primal force of either Fire, Lightning, Cold, Earth, Holy or Profane. A caster will be able to cast any of their elemental abilities at +1 LI. They will gain specific abilities related to that element but when using the opposite element, they will cast it at -1 level. The -1 LI applies to all skill, ability, or spell cast by the caster, no matter what the source.

Elements and their opposition

Fire	Water (Cold)
Air (Lightning)	Earth
Holy	Profane

Elemental Pact II

Range: Self **Duration:** Permanent **Stacking:** Base

The caster can now swear an additional pact from the list above. This pact cannot be one that is in opposition to a currently chosen element. For example, if the caster had sworn an initial pact to fire, they could choose Holy, but they could not choose water at this point. If they chose Holy, they would incur a -1 LI when using profane. The caster may only have 1 [Elemental Protection](#) or [Elemental Weapon](#) type up at a time and they must match.

Elemental Pact Master

Range: Self **Duration:** Permanent **Stacking:** Base

The caster can now swear the 3rd pact. This pact cannot be one that is in opposition to a current pact the caster has sworn. Additionally, the caster can now select different elements for damage and protection. The elements may be turned off, on, or changed, at will but 5 seconds must pass between activation, deactivation, or change. In addition, the caster gains the ability to [Speakeasy](#) with any elementals of the same type that they have sworn a pact to.

Elemental Protection

Range: Self **Duration:** 5 minutes/level **Stacking:** Modifier

This ability will protect the caster from one element of their choice (Earth, Fire, Ice, or Lightning). The caster may expend up to their level in ability points, and the amount of protection received is 3 points per ability point expended. A character can only have one [Elemental Protection](#) in effect at any given time. Material component: Blue flag.

Elemental Skin

Range: Self **Duration:** Permanent **Stacking:** Modifier

The knight's affinity to their element has grown so great that they may now use the ability of [Evade](#) on a single target spell if it matches their pact element. The caster may do this a number of times equal to half their level and all restrictions of [Evade](#) apply.

Elemental Strike

Range: Combat **Duration:** Instantaneous **Stacking:** Base

With this spell, the caster can release a bolt of Earth, Fire, Ice or Lightning that will strike 1 target. The target will take 3 points of damage per spell point expended and will also take a 5-second [Knockdown](#) if they take damage. The caster can spend up to their level in spell points but must spend at least 3 spell points.

Elemental Weapon

Range: Self **Duration:** Permanent **Stacking:** base

The casters weapon now does elemental damage of the pact type chosen at will. This ability may be turned off and on, but 5 seconds must pass between activation and deactivation. This will override any current elemental damage the weapon normally has, suspending it for the duration.

Elephant Hide

Range: Self **Duration:** 1 Combat **Stacking:** Modifier

This spell provides the caster with 3 additional points of armor. This additional armor will last for one combat or one game day, whichever comes first. Material component: Blue flag.

Empathic Recovery

Range: Touch **Duration:** Game Day or until used **Stacking:** Base

With this ability, a Healer can heal up to twice the base Hit Points for their level each game day (for example, a 9th level Healer could heal himself or others up to a maximum of 70 points in one game day). This healing can be done in any increments the Healer desires and requires 5 seconds of meditation for each use, the Healer should role-play this empathic healing. The Healer can use this healing to emphatically heal another target that is willing. Healing can be distributed to the limbs and torso – the Healer should specify where they are applying the healing. Healers cannot heal past the maximum Hit Points of a target. A Healer can reattach severed limbs, can heal themselves or others when they have been affected by a throat slit, but cannot use this ability to heal when they are unconscious.

Empower Sigil

Range: Touch **Duration:** Game Day or until triggered **Stacking:** Stat Break

This spell increases the power produced by a sigil when cast as part of the sigil creation process. This generally manifests as additional damage or LI effectiveness. The exact effects are listed under the individual sigil descriptions. Empower is depicted by a square surrounding the sigil and its marks of power.

Enhance Acid

Range: Touch

Duration: Until used or 1 game day

Stacking: Modifier

The caster can spend 5 seconds to strengthen a single vial of acid. When thrown, the enhanced vial of acid will deal an amount of damage equal to the caster's thrown acid damage, + 2 damage per 1 ability point spent. The caster may spend up to their level in ability points. The caster may not have more than 2 vials of enhanced acid prepared at any given time. The caster must wait 5 seconds after throwing a specialty bean bag before throwing another one. Material Component: Red Bean Bag.

Enhance Armor

Range: Combat

Duration: 1 Combat or 1 Game Day

Stacking: Modifier

This spell provides 1 point of armor for every 2 spell points expended to a maximum of 10 targets. Each target affected by the spell is considered to have the spell in effect on an individual basis, therefore, when the duration of the spell ends for one target, it is not necessarily over for other targets that were affected by the spell. This spell can also be dispelled on an individual basis. The caster may specify up to 10 individuals, including themselves, to be the targets of this spell. The duration of this spell is one combat or one game day, whichever comes first. A caster may spend up to their level in points except at the 1st level where they can spend 2 points.

Enhance Potion

Range: Touch

Duration: game day or until used

Stacking: Modifier

The caster can now enhance thrown alchemical potions that have an LI effect. The potion gains a +2 LI effectiveness. This enhancement is canceled if the enhanced potion is loaded into a potion arrow.

Enhanced Elemental Protection

Range: Touch

Duration: 5 minutes/level

Stacking: Modifier

When the caster casts [Elemental Protection](#), they may now choose two elements to be protected against.

Enhanced Savvy

Range: Touch

Duration: Instantaneous

Stacking: Base

This spell can be cast on a magical target and will provide the caster with information regarding the target's magical properties. The information provided by this spell is defined in game design and will often be comprised of multiple pieces of information. The caster can spend up to their level in spell points per [Enhanced Savvy](#), for each spell point expended, this spell will provide 2 properties of the item and will identify the number of unknown properties (up to 10) that remain. If there are more than 10 unknown properties, the caster will only be informed that more than 10 additional properties exist. The [Enhanced Savvy](#) spell does not usually give information regarding curses but can do so by game design. If there are no properties to be savvied, then this spell does not use any spell points.

Enhanced Senses

Range: Self

Duration: 10 minutes

Stacking: Base

With this ability, the caster can sense the exact position, both distance, and direction, of invisible and concealed creatures up to their level +2. The use of this ability will allow the caster to target these creatures with missile fire.

Enhanced Swashbuckler

Range: Self

Duration: Permanent

Stacking: Base

In addition to the additional damage gained at 5th level, a Swashbuckler wielding a single weapon gains an additional point of damage for a total of +2. This change is NOT reflected in the chart above.

Enthrall (Pool)

Range: Combat

Duration: 5 minutes/level

Stacking: Base

This spell will cause an affected target to regard the caster as an important friend and ally, and to trust and believe whatever the caster says. Under no circumstances will an affected target act to harm the caster, and they will give consent to have additional non-damaging spells cast on him by the caster. The target will not do anything that goes against their own basic nature or that seems dangerous to him, with the exception that they will do their best to defend the caster against attack. If the caster attacks the target, the [Enthrall](#) will immediately end. This is an LI and a pool spell.

Escape Bonds

Range: Self

Duration: Instantaneous

Stacking: Base

The caster can escape from any mundane bindings but will take 2 points of [No Defense](#) damage to each bound limb due to skin abrasion and other effects. It will take 1 minute to escape.

Evade

Range: Self

Duration: Instantaneous

Stacking: Base

With this skill, a caster can completely [Evade](#) a single melee blow, missile attack, or single target damaging spell or ability. This ability can be used to avoid a [Killing Attack](#), but cannot be used against a [Backstab](#), [Bind Weapon](#), [Free Strike](#), or to counter damage from [Wrath](#), [Physical Protection](#), or [Earth Slap](#). This ability is an immediate counter and requires no casting time.

Extend Sigil

Range: Touch

Duration: Game Day or until triggered

Stacking: Stat Break

This spell increases the area of effect of a sigil when cast as part of the sigil creation process. The exact effects are listed under the individual sigil descriptions. Extend is depicted by a circle surrounding the sigil and its marks of power.

Faery Lights

Range: Self

Duration: 30 minutes

Stacking: Base

This spell causes a beam of light to emit from one of the caster's hands. The beam is represented with a flashlight and can extend up to 50 feet from the caster. For the duration of the spell, the caster cannot hold any other objects with the affected hand. The beam can be used to illuminate targets for spell casting at night, but care should be taken to avoid shining the light into anyone's eyes. Material component: Flashlight.

Fascinate (Pool)

Range: Combat

Duration: Instantaneous

Stacking: Modifier

This spell will cause all affected targets within a 10' radius circle to be affected by a 10-second paralysis, unable to do anything except look and listen to the caster. If the target is attacked, the paralysis ends immediately. The caster must speak for the entire 10 seconds to keep their attention. This is an LI and Pool spell.

Fence Item

Range: Self

Duration: Instantaneous

Stacking: Base

With each use of this skill, the caster may sell one mundane or magical item to a person who receives and disposes of stolen goods, called a fence. By doing so, the caster will receive 75% of the item's gold piece price as listed in-game copy, if no such value exists the item may not be fenced. This skill may only be used at the end of the game, and only on items gained during the current game unless otherwise indicated by game design. This skill does not prevent the caster from trying to locate a fence in a town during a game, if the caster does locate an in-game fence, it will not count as a use of this skill.

Fighter's Blow

Range: Melee

Duration: Instantaneous

Stacking: Base

When the caster uses this skill, they will cause the limb of an opponent to drop to 0 hit points, regardless of the target's protections or armor. Exceptions to this are a character in [Concentration](#) or creatures without limb points. This skill must be called out immediately following a successful weapon strike to a target's limb. A Knight may avoid this effect by calling out [Resist Pain](#) as an immediate counter. If the opponent is unaffected by the blow, or if the weapon strike is countered by the use of [Resist Pain](#), [Dodge Blow](#) or [Evade](#), the skill use is still expended. 5 seconds must pass before the caster can use another skill, ability, spell, or magic item.

Fighter's Recovery

Range: Self

Duration: Game Day or until used

Stacking: Base

With this skill, a Fighter can heal himself up to a maximum of their base Hit Points for their level each game day (for example, a 1st level Fighter could heal himself up to a maximum of 20 points in one game day). This healing can be done in any increments the Fighter desires and requires 1 full minute of meditation for each use, the Fighter should role-play this meditation. The healing can be done whenever the Fighter wishes, with the restriction that it cannot be done during combat. The use of this skill at the 4th level and above provides additional flexibility of use.

Healing can be distributed to the limbs and torso – the Fighter should specify where they are applying the healing. Fighters cannot heal themselves past their maximum hit points, cannot reattach severed limbs, cannot heal themselves when they have been affected by a throat slit, and cannot use this skill to heal when they are unconscious.

To use this skill the Fighter must physically leave the location of combat, it is up to GM discretion whether the Fighter has left the area or not. In a case where a Fighter leaves combat to use [Fighter's Recovery](#) and then wishes to re-enter the combat, they should be aware that all skills, abilities, or spells with durations of one combat will end during their meditation for Recovery.

Fighter's Recovery in Combat

Range: Self

Duration: Instantaneous

Stacking: Base

A Fighter may use the [Fighter's Recovery](#) skill in combat. The Fighter must meditate for 10 seconds to use the skill and may heal up to twice their level in points at one time. The use of this skill is counted towards the total points of healing allowed with [Fighter's Recovery](#). A Fighter may heal a throat slit while conscious by using [Fighter's Recovery in Combat](#) to heal 12 points within 1 minute.

Find Herbs

Range: Touch

Duration: Game Day or until used

Stacking: Var.

This ability allows the caster to prepare a potion from one of the rare herbs and roots listed below, or to prepare additional herbs or roots by game design. The caster must specify which type of herb or root they are preparing and will only prepare enough to affect one creature one time. The caster is assumed to have gathered all of the raw materials for this ability at the beginning of the game day. The caster must spend 20 seconds preparing the root or herb for use, once prepared, the herb or root will maintain its potency for the rest of the game day or until used, whichever comes first. Any character can brew a potion from a prepared herb or root by simply adding it to ½ cup of water, once brewed, this potion will last for the game day or until used.

The ability point expenditure for this ability is incurred when the caster prepares the herb or root, if the caster purchases already-prepared herbs or roots, or finds them through other means, they will not have to expend any Ability Points to create potions from them.

- **Athelas** – When a potion brewed from this herb is consumed, it will neutralize the effects of all known poisons including [Red Death](#). This herb does not restore lost Hit Points but does prevent further loss or disability from all neutralized poisons.

- **Damiana** – When a potion brewed from this herb is consumed, the target will fall madly in love with the character that gave it to him, and will behave accordingly, if the target obtains and drinks a Damiana potion without receiving it from another character, they will fall in love with the next suitable target that they encounter, based on GM discretion. This herb

will affect any creature that is equal or lesser in level to the caster who prepared it. The effect of this herb is similar to the effects of [Enthral](#) and can thus be countered with an SAS such as [Distrust](#). Duration: 15 minutes.

- **Nightshade** – When a potion brewed from this herb is consumed, it will poison the target. 15 seconds after the potion is consumed, the target will fall into a coma, the target will die 2 hours after falling into the coma. This poison can be neutralized with a [Neutralize Poison](#) or related SAS.
- **Devil's Weed** – A potion brewed from this root will give the target the ability to cast 1st level Magic User spells for a short time. The potion will not provide the target with any spell points, so they must have access to spell or Ability Points for casting, these can be either innate to their class or provided by magic items. Although the target is limited to 1st level Magic User spells, they can cast those spells at their current level of effect for the appropriate point cost, for example, a 6th level caster could cast a 6th level [Enthral](#) for 3 ability points. This potion does not negate any of the target's other abilities. Duration: 5 minutes or the end of the current combat, whichever is greater.
- **Hellebore** – When a potion brewed from this root is consumed, the target's melee, thrown, and missile damage will be at +3. Duration: 5 minutes or the end of the current combat, whichever is greater. Stacking: Modifier.
- **Melange** – When a creature drinks a potion made from this root, they will enter into a prophetic dream state for 5 minutes. During this time, the target will be entranced and stationary, they will receive information from the GM about the current adventure or their future, at the GM's discretion. The trance cannot be broken before the duration has passed, except by the use of a [Freeze Poison](#), [Neutralize Poison](#), or related SAS. Duration: 5 minutes.

Fire Trap

Range: Touch

Duration: Game Day

Stacking: Base



This spell allows the caster to place a magical trap on the opening of a pouch, book, doorway, or other similar targets. When the target is opened by anyone other than the caster, the [Fire Trap](#) will immediately detonate and cause 18 points of fire damage to the individual who triggers the trap (up to a range of 30 feet). The [Fire Trap](#) symbol must be placed on the outside of the target within 1-inch of the opening. This spell requires 1 minute of conjuration time plus 5 seconds of casting time. The caster who creates the [Fire Trap](#) will be able to open the target item without triggering or dispelling the magic of the spell, but no others are able to do so.

Triggering the [Fire Trap](#) will not burn paper items such as scrolls and books. Opening an item that is protected by a [Fire Trap](#) is considered to take a deliberate amount of force, that is, if a [Fire Trap](#) is cast upon a book, the book will not open if dropped, it must be deliberately opened. This does not mean the target is more difficult to open, merely that it will not open on its own. This spell cannot be used to create grenades or explosive missiles – a [Fire Trap](#) cast upon an oil flask will only be detonated if the oil flask is opened, not if the flask is shattered by throwing or other means.

A character must have physical representations of all the items upon which they claim to have cast a [Fire Trap](#). The symbol itself must be readily visible and at least 1-inch square. The [Fire Trap](#) symbol is shown above. In order to dispel a [Fire Trap](#), it must be dispelled at the level of the caster who cast the [Fire Trap](#). Material Component: Fire Trap symbol and gold pieces.

Fire/Ice/Lightning Ball

Range: Combat

Duration: Instantaneous

Stacking: Base

This spell causes a ball of Fire, Ice, or Lightning to appear in an area specified by the caster. All targets within the area of effect will take 3 points of damage per spell point expended and will also take a 5-second [Knockdown](#). The caster can spend up to their level in spell points but must spend at least 3 spell points.

Fire/Ice/Lightning Strike

Range: Combat

Duration: Instantaneous

Stacking: Base

With this spell, the caster can release a bolt of Fire, Ice or Lightning that will strike one target. The target will take 3 points of damage per spell point expended and will also take a 5-second [Knockdown](#). The caster can spend up to their level in spell points but must spend at least 3 spell points.

Fire/Ice/Lightning Wall

Range: Touch

Duration: 5 minutes

Stacking: Base

This spell causes a Wall of Fire, Ice, or Lightning to appear in an area specified by the caster. All targets who cross the wall, including the caster, will take 3 points of damage per spell point expended. The caster can spend up to their level in spell points. The wall is 1-inch wide, 15 feet high, and 30 feet long, and is represented by a length of fluorescent tape, the caster can arrange the tape in a geometric figure of their choice, such as a line, circle, or square, as long as the tape does not cross or touch itself. The tape must be arranged on the ground and cannot be moved. The wall's elemental type is defined by the color of the fluorescent tape: red represents fire, blue represents ice, and orange represents lightning. Incantation time for this spell is a minimum of 10 seconds and includes the act of arranging the tape on the ground. An [Autocast](#) used in conjunction with this ability reduces the invocation time to the amount of time it takes the caster to lay the tape on the ground. The caster may move any distance from the wall without it dissipating. The wall is not opaque and does not prevent attacks on the caster. The wall will last for 5 minutes regardless of the number of targets affected by it. Material component: 30 feet of Red, Blue, or Orange fluorescent tape that is 1-inch wide.

Flare

Range: Combat

Duration: 30 minutes or until thrown

Stacking: Base

This spell produces a small luminous ball of fire, ice, earth, or lightning. The flare will provide enough light to see by within a range of 15 feet. The flare will not ignite any material. The [Flare](#) may be thrown at any target within 50 feet of the caster, will always hit, and will cause 2 points of damage per level of the caster. The caster must call "*Flare, X points, (elemental type)*". The [Flare](#) is then considered to be destroyed. Damage is applied to the torso of the target creature. The caster can cast a [Flare](#), carry it for a few minutes, and then choose to throw it. The caster can only have one [Flare](#) active at a time.

Flashbang Grenade I

Range: Combat

Duration: Game Day or until used

Stacking: Base

The caster can prepare a small explosive for use on the battlefield that will last for the Game Day or until used. The caster tosses a bomb containing finely ground irritating herbs mixed with flash powder that creates a 10' blast of bright light, smoke, and dust. All targets in the area have their vision blinded and cannot use any attacks or S/A/S beyond 15' and are affected by [Opportunist](#). This effect lasts 1 minute. A caster can have only one prepared [Flashbang Grenade](#) on their person at any one time, and only the caster can use the prepared [Flashbang Grenade](#). Material Component: a yellow bean bag.

Flashbang Grenade II

Range: Combat

Duration: Game Day or until used

Stacking: Base

The caster has improved on the herbal and chemical composition of [Flashbang Grenade](#). In addition to the other effects listed by [Flashbang Grenade](#), all targets affected by [Flashbang Grenade](#) are [rooted](#) for 5 sec.

Flashbang Grenade III

Range: Combat

Duration: Game Day or until used

Stacking: Base

The caster has improved on the herbal and chemical composition of [Flashbang Grenade](#) and developed a tolerance to the compounds used. In addition to the other effects listed by [Flashbang Grenade](#), the caster is unaffected by [Flashbang Grenade](#).

Flower of Avalon

Range: Combat

Duration: Special

Stacking: Base

This spell allows the caster to grow and harvest one of the magical flowers described below. These flowers can be found in any season in both outdoor and indoor environments, but do not occur naturally. Once grown and harvested, the flower can be carried and used by any creature, to use a flower, the creature must smell it from a range of 1-inch or less (simply breathing near the flower will not use it) for a period of 5 seconds. A [Flower of Avalon](#) cannot be used on an unwilling creature during melee but can be used on an unconscious creature by having them breathe it for at least 5 seconds. The caster must specify which type of flower they wish to grow, and one flower will be produced with each casting.

The spell point expenditure for this spell is incurred when the caster grows and harvests the flower, there is no spell point cost for smelling the flower. A character may have a number of flowers equal to their level in possession at any one time. A [Flower of Avalon](#) will last for one game day or until smelled, whichever comes first, a flower can only be used once and will disappear after it is smelled.

- **Black Flower** – Purifying: Smelling a black [Flower of Avalon](#) will neutralize all poisons other than [Red Death](#) that are affecting the recipient and will reverse all effects that were caused by those poisons. All non-permanent Hit Points lost as an effect of poison will be restored. This flower will reverse the paralysis caused by [Kill Dagger](#) poison but cannot reverse death.
- **Blue Flower** – Acuity: Smelling a blue [Flower of Avalon](#) has the same effect as an [Acuity](#) spell – the recipient will clearly remember any one event or conversation of 5 minutes or less that occurred within the current game. In addition, the flower will restore up to 6 spell or Ability Points if the target is an Alchemist, Bard, Cleric, Druid, Knight, Magic User, Monk, or Ranger. A blue flower will not provide spell or Ability Points beyond a character's base – any points that exceed the recipient's base will be lost.
- **Gray Flower** – [Earth Calming](#): Smelling a gray [Flower of Avalon](#) has an effect similar to the [Earth Calming](#) spell – the flower will negate the effects of any of the following (magically induced or not) that are affecting the recipient: fear, drunkenness, insanity, frenzy, nightmare, [Battle Fever](#), [Spook](#), and any type of intense emotion. The flower will not induce a docile nature or alter the recipient's intent but will cause calmness. The flower will not protect the recipient from any recurrence of the effect, for example, although it might calm the target of a [Spook](#), it will not protect that target from another casting of [Spook](#).
- **Green Flower** – Health: Smelling a green [Flower of Avalon](#) will cure all diseases that are affecting the target and will reverse all effects that were caused by those diseases. All non-permanent Hit Points lost as an effect of the disease will be restored. This flower can cure the effects of a disease, such as a reduction in melee damage, but cannot cure death.
- **Purple Flower** – Sleeping: Smelling a purple [Flower of Avalon](#) will cause the recipient to drop into a magical sleep. The recipient will sleep for 1 hour, the only way to wake earlier is by using a white [Flower of Avalon](#). This is an LI effect and will only work on a creature of the caster's level or below.
- **White Flower** – Awakening: Smelling a white [Flower of Avalon](#) will cause an unconscious or sleeping recipient to awaken immediately. Although this flower will awaken a character who is bleeding out, it will not provide or heal any hit points, if the recipient takes additional damage before receiving healing, they will return to bleeding out. The recipient will be immediately free to fight, walk, cast spells, or perform any other action.
- **Yellow Flower** – Healing: Smelling a yellow [Flower of Avalon](#) will heal the recipient for up to 20 points.

Fog Brain (Pool)

Range: Combat

Duration: Instantaneous

Stacking: Base

This spell will cause the target to forget everything that occurred in the previous 5 minutes. If a target of [Fog Brain](#) has a logical reason to believe that they have been affected by a [Fog Brain](#), then they will be aware that there has a memory lapse. Logical reasons might include missing gold or items, unexplained damage, foreign surroundings, or missing information, but are ultimately governed by GM discretion. Spells already in effect will continue to be in effect for their normal duration. The reverse of this spell can be used in one of two ways, at the discretion of the caster: it can either cause the target to clearly remember the information and events of the previous 5 minutes, or it can reverse the effects of the most recent [Fog Brain](#) cast on the target. Reverse [Fog Brain](#) needs only be cast at the level of the affected individual. The effects of [Fog Brain](#) and reverse [Fog Brain](#) are permanent unless the target is otherwise affected. This is an LI and pool spell.

Foresee

Range: Self

Duration: Instantaneous

Stacking: Base

This spell allows the caster to communicate with their god or goddess in an attempt to divine whether a particular action will be boon (positive) or bane (negative) for the caster and their team. Only one question can be asked per casting and the answer will be a simple “Boon” or “Bane”. This spell will not provide information regarding the accuracy of assumptions, for example, a question such as “Boon or Bane to assume this NPC is evil?” will not give the caster an answer, whereas a question such as “Boon or Bane to kill this NPC?” will. This spell is rarely 100% accurate.

This spell is limited to one question per level of the caster per game day. Spell cost is variable and progressive, the first time this spell is used in a game-day it costs 1 spell point, the second use costs 2 spell points, the third use costs 3 spell points, and so on.

Forgery

Range: Touch

Duration: Permanent

Stacking: Base

The caster can create a forgery of an official document such as a letter, seal, or map that they either possesses or have memorized via the [Memory](#) skill. The forgery will take 5 minutes to complete and will be effective at the caster’s level, only characters of a higher level than the caster will recognize the item as a forgery. This skill does not allow the caster to create counterfeit money. Any counterfeit item must be labeled “Counterfeit” along with the level of the caster, preferably on the back of the item. If a caster counterfeits a document or map, the copy does not have to be erroneous, and all of the information it contains may be correct. This is an LI skill.

Free Strike

Range: Melee

Duration: 2 seconds

Stacking: Base

With this ability, the caster can temporarily halt their opponent, providing an opportunity for the caster to take an unopposed melee strike. The caster must strike the target’s weapon and call “Free Strike, Freeze, 2 seconds”, followed by the level of effect. If the opponent is affected, they must remain immobile for 2 seconds or until hit by the caster, whichever comes first. The immobility caused by a [Free Strike](#) does not make the target vulnerable to special attacks like [Throat Slit](#). Prepared abilities such as [Killing Attack](#) or poison on a weapon may be used in conjunction with the caster’s follow-up strike, the 5-second wait time between SAS does not apply to this strike, as the follow-up blow is considered to be part of the [Free Strike](#) ability. This ability cannot be used if there are other people engaging the target in melee. [Dodging Blow](#) and [Evade](#) are not effective against this ability or the subsequent strike. This ability requires no casting time. This is an LI ability.

Freeze Disease

Range: Touch

Duration: 30 minutes

Stacking: Base

When this spell is cast upon a target, the effects of all disease on the target are halted for 30 minutes. This spell will not reverse any damage or effects caused to the target before the spell is cast but will temporarily suspend the ongoing effects

of the disease that is affecting the target at the time of casting. This spell does not provide the target with immunity from any diseases that are contracted after the spell is cast.

Freeze Poison

Range: Touch

Duration: 30 minutes

Stacking: Base

When this spell is cast upon a target the effects of all poisons, including [Red Death](#) and [Kill Dagger](#), on the target are halted for 30 minutes. This spell will not reverse any damage or effects caused to the target before the spell is cast but will temporarily suspend the ongoing effects (such as [Kill Dagger](#)) of poisons that are affecting the target at the time of casting. This spell does not provide the target with immunity from poisons that are encountered after the spell is cast.

Full Heal

Range: Touch

Duration: Instantaneous

Stacking: Base

When cast upon a creature, this spell will completely heal the target of any hit point damage, including the damage from [Killing Attack](#). This spell requires the caster to touch (1 inch) the target for a full 10 seconds to perform the heal. This spell may not be used with [Autocast](#).

Gale

Range: Combat

Duration: Instantaneous

Stacking: Base

This spell creates a strong gust of wind that will cause a 5-second [Knockdown](#) to all creatures within the area of effect.

Gauge Magical Missile Weapon

Range: Touch

Duration: Instantaneous

Stacking: Base

With this skill, the caster can gauge the magical enhancements that pertain to damage on a missile weapon, including an arrow, crossbow bolt, bow, bowstring, or crossbow. This skill will tell the caster what the item does, not what it is worth. The caster must handle an item for 5 seconds to use this skill. In addition, this ability will tell the caster how many savvies are on the item.

Gauge Magical Weapons and Armor

Range: Touch

Duration: Instantaneous

Stacking: Base

With this skill, the caster can gauge the magical enhancements that pertain to damage and protection on weapons, armor, and shields. This skill will tell the caster what the item does, not what it is worth. A caster can use this skill to gauge the magical properties of magical weapons and armor. For example, a caster could handle a +2 Long Sword and know that it is a magical weapon and that its melee damage bonus is +2, but not that it can release a [Fire Ball](#) once a day. He would realize that there is *“more to this item than I can determine”*. The caster must handle an item for 10 seconds to use this skill.

Gauge Non-Magical Weapons and Armor

Range: Touch

Duration: Instantaneous

Stacking: Base

With this skill, the caster can gauge the non-magical enhancements that pertain to damage and protection on weapons, armor, and shields (for example [Blade Sharp](#) or *“strengthened”* armor that has been made of a special material like Dragon skin). This skill will tell the caster what the item does, not what it is worth. A caster can use this skill to gauge the non-magical properties of magical weapons and armor. For example, a caster could gauge the melee damage done by a sword that released a [Fire Ball](#) once a day, but not the magical properties, though the caster would realize there is *“more to this item than I can determine”*. The caster must handle an item for 5 seconds to use this skill.

Gauge Opponent – Base Armor

Range: Combat

Duration: Instantaneous

Stacking: Base

With the use of this skill, a caster can gauge the base armor of the target creature. For example, if a caster uses this skill on a 5th level Fighter who has chain mail and is under the effects of an [Enhance Armor](#) +2, they will learn that the target has a base armor of 4 with their chain mail. The caster using this skill will not know that the target is under the effects of an

Enhance Armor +2. The caster should call out “*Gauge Opponent – Base Armor*” and indicate the intended target. The target or the GM will respond with the base armor number.

Gauge Opponent – Base Damage

Range: Combat

Duration: Instantaneous

Stacking: Base

With the use of this skill, the caster can gauge the base hand-held melee damage of the target creature. For example, if a caster uses this skill on a 5th level Fighter who is under the effects of a +2 **Strong Arm**, they will learn that the target swings 7 for base hand-held damage. The caster using this skill will not know that the target is under the effects of a +2 **Strong Arm**. The caster should call out “*Gauge Opponent – Base Damage*” and indicate the intended target. The target or the GM will respond with the base damage number.

Gauge Opponent – Total Armor

Range: Combat

Duration: Instantaneous

Stacking: Base

With the use of this skill, the caster can gauge the total armor of the target creature. For example, if a caster uses this skill on a 5th level Fighter who has chain mail and is under the effects of an **Enhance Armor +2**, they will learn that the target has a total armor of 6. The caster using this skill will not know that the target is under the effects of an **Enhance Armor +2**, just that the target has ‘something extra’. The caster should call out “*Gauge Opponent – Total Armor*” and indicate the intended target. The target or the GM will respond with the total armor number.

Gauge Opponent – Total Damage

Range: Combat

Duration: Instantaneous

Stacking: Base

With the use of this skill, the caster can gauge the total hand-held melee damage of the target creature. For example, if a caster uses this skill on a 5th level Fighter who is under the effects of a +2 **Strong Arm**, they will learn that the target swings total hand-held damage of 9. The caster using this skill will not know that the target is under the effects of a +2 **Strong Arm**, just that they have ‘something extra’. The caster should call out “*Gauge Opponent – Total Damage*” and indicate the intended target. The target or the GM will respond with the total damage number, which does not include single strike modifiers such as **Electrify** or **Avengeing Blow**.

Gauge Value of Magic Item

Range: Touch

Duration: Instantaneous

Stacking: Base

The caster can determine the approximate Blue Book value of a magic item. In order to use this skill, the caster must know the magical properties of the item from the use of **Savvy** or another source, the assigned value will be based on the known properties. The caster will not know exactly what the local populace will give for the item but will have a good estimate on which to base their bargaining for other items.

Gauge Value of Non-Magical Treasure

Range: Touch

Duration: Instantaneous

Stacking: Base

A caster can accurately gauge the Blue Book value of non-magical treasure. The caster will not know exactly what the local populace will give for the item but will have a good estimate on which to base their bargaining for gems, jewelry, or other items of treasure. If used on a magic item, this skill will provide the value of the mundane materials used in its creation.

Githar’s Arrow

Range: Combat

Duration: Instantaneous

Stacking: Base

With 10 seconds of aiming, this ability allows the caster to fire an arrow that will have one of the special abilities listed below. **Githar’s Arrow** does not cause any physical damage, although if used in conjunction with a critical arrow it will bypass a shield. The caster should call out “*Githar’s Arrow*” followed by the opponent’s color, the special ability of the arrow, and the level of effect, for example, “*Githar’s Arrow, Blue, Crash Time, 7th level*”. This is an LI ability.

- **[Disarm](#)**: This arrow will disarm an opponent who is holding a weapon but has no effect against natural weapons such as claws, talons, or tentacles. If the target is less than or equal to the level of effect called by the caster, the target must drop their weapon and let it hit the ground, after which it can be retrieved.
- **[Crash Time](#)**: This arrow will cause the target to fall asleep. If affected, the target will be unable to use SAS or activate magic items, although spells already in effect will continue to be in effect for their normal duration. **[Crash Time](#)** lasts for a duration of 1 minute or until a target is awakened. Noise or damage will not cause the target to awaken. Arcane methods that can awaken the target include **[Awaken](#)** and a white **[Flower of Avalon](#)**. The only physical means that can be used to wake the affected target is to lightly shake him for 15 seconds. For the first 15 seconds after waking up, the target can do nothing but defend himself.

God/Goddess Blessing

Range: Combat

Duration: Game Day

Stacking: Base

The caster may choose to exclude up to 10 targets from damaging spells that they cast if they choose. This will protect the individuals from spells cast by the caster but not from magic items that the caster uses. For example, a 10th level caster could cast **[God/Goddess Hammer](#)** on a group of bandits surrounding a teammate and the bandits would take the damage but not the teammate. If the caster had elected to use a wand of **[Fireball](#)** instead, then their teammates would take the damage also. The caster needs to designate the protected individuals to receive the **[God/Goddess Blessing](#)** at the beginning of the day. The **[God/Goddess Blessing](#)** may be withdrawn by the caster at any time.

God's/Goddess's Boon

Range: Touch

Duration: Instantaneous

Stacking: Base

This spell allows the caster to sacrifice gold pieces in exchange for restored spell or ability points. Any character with an innate pool of spell or Ability Points (Alchemists, Bards, Clerics, Druids, Knights, Magic Users, Monks, & Rangers) can have points restored through the use of this spell if they are within 1-inch of the caster, Fighters and Thieves can never benefit from this spell. Each restored spell or ability point will cost 50 gold pieces, and a character can have up to three times their level in points restored. A character cannot gain spell or Ability Points beyond the innate maximum for their class and level. The caster must hold the appropriate amount of gold in their hands and give it to the GM at the beginning of their incantation. At the end of the incantation, the caster must announce which characters receive points and how many points each character receives.

As an example, a 2nd level Cleric casts this spell on himself, a 3rd level Magic User, a 4th level Knight, and a 5th level Monk, each of whom has used the majority of their spell or ability points. After the Cleric sacrifices 2,100 gold pieces, they announce that the Magic User will have 9 spell points restored, the Knight will have 12 Ability Points restored, the Monk will have 15 Ability Points restored, and the Cleric will have 6 spell points restored—although any of the characters could have received less than 3 times their level had the Cleric so chosen.

God's/Goddess's Favor

Range: Self

Duration: 5 minutes/level

Stacking: Modifier

With this spell, the caster is effectively 1 level higher when using the following spells and abilities: **[Turn Undead](#)**, **[Control Undead](#)**, **[Speak with Dead](#)**, **[Blessed Bolt](#)**, **[Blessed Arrow](#)**, **[Disrupt](#)**, **[Create Sigil](#)**, and **[Additional Armor and Damage vs. Supernatural](#)**. For example, a 4th level Cleric would **[Turn Undead](#)** at 5th level and a 6th level Cleric would cast a 7th level **[Blessed Bolt](#)** for 28 points of damage.

God's/Goddess's Hammer

Range: Combat

Duration: Instantaneous

Stacking: Base

This spell causes all creatures within the area of effect to take 2 points of damage per level of the caster and a 5-second **[Knockdown](#)**. This spell will contain either a holy or profane element with the type chosen at the time of casting.

God's/Goddess's Shadow

Range: Self

Duration: 5 minutes/level

Stacking: Modifier

With this spell, the caster is effectively 2 levels higher when using the following spells and abilities: [Turn Undead](#), [Control Undead](#), [Speak with Dead](#), [Blessed Bolt](#), [Blessed Arrow](#), [Disrupt](#), and [Additional Armor and Damage vs. Supernatural](#). For example, an 8th level Cleric would [Turn Undead](#) at 10th level or a 9th level Cleric would cast an 11th level [Blessed Arrow](#) for 44 points of damage.

Grapple

Range: Melee

Duration: Instantaneous

Stacking: Base

Upon a successful melee strike, the caster may call "[Grapple](#), 5-second [Knockdown](#)". The target and the caster both take the [Knockdown](#). If the target or caster do not take the [Knockdown](#) or uses [Kip](#), then neither the caster nor the target suffers the [Knockdown](#).

Grapple: Pin

Range: Melee

Duration: 15 seconds

Stacking: NA

When the caster uses [Grapple](#), the target suffers a 10-second [Knockdown](#) instead of a 5-second one. The caster still suffers only a 5-second [Knockdown](#). The use of this skill counts toward one of the casters uses of [Grapple](#). If the target or caster does not take the [Knockdown](#) or uses [Kip](#), then neither the caster nor the target suffers the [Knockdown](#).

Grievous Wound

Range: Melee

Duration: 10 seconds

Stacking: Base

When the caster strikes a target with a melee weapon, they may call "*Grievous Wound, 10 seconds.*" This wound may not be healed until 10 seconds have passed.

Group Concealment

Range: Self

Duration: 5 minutes/level

Stacking: Modifier

By use of this ability, the caster can conceal himself and up to 10 people who are with him as per the [Conceal Self](#) ability. If the observer is more than 30 feet away from the concealed group, the concealment is effective at the caster level +3. If the observer is within 30 feet of the concealed group, then the concealment is effective at the caster level. The area of effect is a 5-foot radius circle around the caster and does not move with the caster. Anyone who approaches the concealed group should be told "*Group Conceal*", followed by the level of effect.

If any member of the concealed group moves outside of the area of effect, the concealment effect will drop for him on an individual basis, all restrictions on coming out of [Conceal Self](#) apply. No member of the concealed group may take any offensive action while in concealment, or for 5 seconds after they becomes unconcealed. This skill cannot be dispelled but can be detected with SAS such as [True Sight](#) or [Enhanced Senses](#). Material component: Yellow flag.

Group Elemental Protection

Range: Melee

Duration: 1 combat

Stacking: Modifier

The caster can meditate for 10 seconds and then grant 5 targets of their choosing, 10 points of [Elemental Protection](#) of the guardian's choice. Each target may have a different [Elemental Protection](#) on them. All targets affected must wear a blue flag and each person is considered to have the protection upon themselves individually. All the restrictions of [Elemental Protection](#) apply.

Group Haven (Pool)

Range: Touch

Duration: 5 minutes/level

Stacking: Base

This spell allows the caster to cast a [Haven](#) with a 5' radius circle that moves with the assigned target. Attacking creatures must be informed of the existence of a [Haven](#), its level, and the people who are under its protection. All affected opponents within 50 feet of the assigned target cannot attack characters protected by this spell, although they can still communicate

with or follow the protected characters. This spell does not affect the targeting or damage of area effect attacks such as **Fire Ball**. Affected creatures cannot attempt to dispel the [Haven](#).

Each character protected by the spell may not take any offensive actions while under the effect of the spell and may not take any offensive actions for 5 seconds after the spell ends for him. A character with a [Haven](#) in effect can use defensive spells such as [Wrath](#) and can change the target of a [Wrath](#) while under the effects of the [Haven](#).

All the restrictions of [Haven](#) apply. If an individual moves more than 5 feet from the assigned target, the spell effect will drop for that individual. Reentering the area of effect will not put the spell back up for that individual. Everyone under the effect must be touching a yellow flag, a single flag can be shared or multiple may be used. This is an LI and Pool spell. Material component: yellow flag.

Group Heal

Range: Combat

Duration: Instantaneous

Stacking: Base

When the caster casts any healing spell, [Remove Curse](#) or cure spell the caster can elect to spend an additional 10 spell points to have it affect up to 3 individuals instead of a single target. This spell may not be used on [Full Heal](#).

Group Immunity to Fear

Range: Melee

Duration: 1 Combat

Stacking: Base

With 1 minute of an uninterrupted lecture by the caster, a group of up to 10 people specified by the caster will be made immune to all fear-related effects. Each person affected by this ability is considered to have this ability on an individual basis. This immunity will last for one combat or one game day, whichever comes first.

Group Missile Protection

Range: Melee

Duration: 1 combat

Stacking: Modifier

The caster can meditate for 10 seconds and then grant 5 targets of their choosing 5 points of [Missile Protection](#). All targets affected must wear a blue flag and each person is considered to have the protection upon themselves individually. All the restrictions of [Missile Protection](#) apply.

Group Move Without Tracks

Range: Self

Duration: 5 minutes/level

Stacking: Base

By use of this ability, the caster can obscure the tracks of a group of up to 10 people, which will conceal the group's passage from a character using [Tracking](#). The group must remain within a 10-foot radius circle and can move no faster than a normal walking pace. The caster must move at the back of the group to effectively obscure the trail.

Group Tactics

Range: Combat

Duration: 1 Combat

Stacking: Modifier

When this skill is used, the caster may increase either the armor or damage of up to 10 targets, including themselves, by +3. The caster must designate whether Armor or Damage is increased when the skill is used, and no character may have both Armor and Damage increased by this effect.

Guardian

Range: Combat

Duration: 2 hours

Stacking: Base

This ability creates a creature that will act as a sentry or alarm for the caster, only the caster who creates the guardian will be able to see or control it. The guardian can monitor an area of effect with a 130' radius that is centered on a point designated by the caster. The guardian will "know" any character or creature that is pointed at and named by the caster. While the caster is within the area of effect, the guardian will warn him when any unknown creature enters the guarded area. If the caster is asleep, they will be awakened by the guardian's warning, if the caster is magically slept, the guardian will be unable to wake the caster.

The guardian's senses will detect all creatures that can be seen, smelled, or heard, even those that are concealed, creatures that cannot be detected by the guardian may be created by game design. The guardian cannot be used as an advance scout or an attack animal and cannot be used to trigger glyphs or other traps. The guardian's senses are only as good as those of the GM or SK.

Gut Stab

Range: Melee

Duration: 5 seconds

Stacking: Base

Once per combat, upon a successful melee strike to a target's torso, the caster may call [Gut Stab](#) in place of their normal damage. This skill deals damage equal to ½ the caster level in [No Defense](#) damage, rounded up, with no other additions to damage allowed, and a 5-second [knockdown](#). If the target avoids this skill using an effect such as [Dodge Blow](#), the use is still used.

Haven (Pool)

Range: Touch

Duration: 5 minutes/level

Stacking: Modifier

When the caster casts this spell, all affected opponents within 50 feet of the target character cannot attack the recipient of this spell, although they can still communicate with or follow the target. This spell does not, however, affect the targeting or damage of area effect attacks such as [Fireball](#). Affected creatures cannot attempt to dispel the [Haven](#).

The recipient of the spell may not take any offensive actions while the spell is in effect and may not take any offensive actions for 5 seconds after the spell ends, even if the spell is ended by a [Dispel Magic](#) or dismissed by the recipient. A character with a [Haven](#) in effect can use defensive spells such as [Wrath](#) and can change targets while under the effects of the [Haven](#).

The Consent Rule applies when casting [Haven](#) on another character. [Haven](#) can be ended by a [Dispel Magic](#) of equal level to the LI level the [Haven](#) was cast at, or by the recipient loudly calling out "Dismiss Haven" and removing the yellow flag. This is an LI spell, but unlike other LI spells, it can be cast up to 2 levels higher than the caster's level. This ability stacks in the modifier category, and cannot be further increased by [LI Enhancement +1](#), [LI Enhancement +2](#), [Invoke](#), or similar LI-changing abilities. Material component: Yellow flag. This is an LI and Pool spell.

Heal

Range: Touch

Duration: Instantaneous

Stacking: Base

The caster can [Heal](#) himself or another character for 2 Hit Points per spell point expended. The caster may expend up to their level in spell points per [Heal](#) spell, except for 1st level casters, who may expend either 1 or 2 spell points per [Heal](#) spell.

Heal Self

Range: Self

Duration: Instantaneous

Stacking: Base

The caster can heal themselves for 2 Hit Points per ability point expended and may expend up to their level in Ability Points per [Heal Self](#). The caster may heal a throat slit on themselves with this ability but must apply 12 points of healing within one minute to do so.

Healing Potion

Range: Touch

Duration: Game Day or until used

Stacking: Base

The caster can brew a [Healing Potion](#) that will heal himself or another character for 2 Hit Points per ability point expended. The caster may expend up to their level in Ability Points per [Healing Potion](#). Material Component: Potion rep.

Healing Rain (Pack)

Range: Combat

Duration: Instantaneous

Stacking: Base

When cast, this spell heals the caster's pack an amount equal to 3 plus the caster's level. Example: A 7th level caster would call "Pack, Healing Rain, 10 points".

Heart of the Bear

Range: Self **Duration:** 5 minutes or 1 combat **Stacking:** Base

The caster calls on the strength of the bear increasing their strength. The caster gains the effects of *Knights Strength III*. He also gains 3 uses of *Knockback 5 feet* which must be used while under the *Heart of the Bear* and 5 seconds must pass between uses.

Heraldic Lore

Range: Self **Duration:** Instantaneous **Stacking:** Base

When this ability is used, the caster will learn the details of a Knightly Order, including code, general bent, alignment, and Knightly symbol. The caster can use this ability on any order whose name or symbol they know or has heard a description of.

Hold Being (Pool)

Range: Combat **Duration:** 1-minute **Stacking:** Base

When the caster casts this spell, an affected target will be held immobile. The held being cannot cast spells or activate magic items. Involuntary/autonomic actions such as breathing, the pumping of blood, and blinking are not affected by this spell. This is an LI and Pool spell.

Hone Arrows

Range: Touch **Duration:** Game Day or until used **Stacking:** Modifier

A caster using this ability can improve the damage caused by 5 arrows. Each arrow will cause 1 additional point of non-magical damage for every 2 spell points expended, when fired, and can be fired by any character with an appropriate weapon and the ability to use it. Each arrow will last until fired or one game day, whichever comes first.

Hounds of War

Range: Combat **Duration:** 5 minutes or 1 Combat **Stacking:** Modifier

When a caster casts this ability, all allies within 50 feet will gain an additional 5 hit points, +1 to LI and -1 to encumbrance on the pursuit chart. This ability may be used once per day for every 2 levels of the caster.

Hunting Pursuit

Range: Self **Duration:** Game Day or until terminated **Stacking:** Base

This ability will allow the caster to follow and locate a familiar creature and can be used on any target that has come within the combat range of the caster. The caster will be able to track the target regardless of its mode of travel, as long the caster actively pursues the target, if the target moves to a different plane, the caster will lose the trail and the ability will end.

For the duration of the *Hunting Pursuit*, the caster will be under the effects of *Enhanced Senses*. If the target is concealed at a level high enough to go undetected by the caster, they cannot be tracked with this ability. This ability can be used to follow a target using *Move Without Tracks*. This ability will last until the caster finds the creature, the trail is lost or abandoned, or for one game day, whichever comes first.

Hurricane Winds

Range: Combat **Duration:** Instantaneous **Stacking:** Base

This spell creates a strong gust of wind that will cause a 15-foot *knockback* and a 5 second *Knockdown* to all creatures within a 5-foot radius.

Identify Potion

Range: Touch **Duration:** Instantaneous **Stacking:** Base

By inspecting a potion for 5 seconds, the caster can determine the specific nature of any non-magical potion and will know the type and strength of the potion. They will sense if the potion is magical or a poison.

Identify Supernatural Creature

Range: Combat

Duration: Instantaneous

Stacking: Base

With this ability, the caster can identify a supernatural creature such as an undead, lycanthrope, or demon. This ability will not provide any information regarding a supernatural creature's abilities.

Immunity to Enthrall

Range: Self

Duration: Permanent

Stacking: Base

The caster is immune to [Enthrall](#) and all related spells and effects. This ability is permanently in effect and does not need to be activated by the caster.

Immunity to Fear

Range: Self

Duration: 5 minutes or 1 Combat

Stacking: Base

This ability provides the caster with a period of immunity to fear-related spells and effects such as [Spook](#). This ability does not need to be activated prior to a fear-based attack to be effective and can be used as an immediate counter. Once cast, the duration of this ability is one combat or 5 minutes, whichever is longer. This ability requires no casting time.

Immunity to Knockdowns

Range: Self

Duration: 1 Combat

Stacking: Base

This ability will make the caster immune to [Knockdowns](#) for 1 combat; however, the caster will still take normal damage from any damaging attack. The duration of this ability is one combat or one game day, whichever comes first. This ability can be used as an immediate counter and requires no casting time.

Immunity to Magical Disease

Range: Self

Duration: Permanent

Stacking: Base

The caster is immune to all magical diseases. This ability is permanently in effect and does not need to be activated by the caster.

Immunity to Non-Magical Disease

Range: Self

Duration: Permanent

Stacking: Base

The caster is immune to all non-magical diseases. This ability is permanently in effect and does not need to be activated by the caster.

Immunity to Poison

Range: Self

Duration: 5 minutes or 1 Combat

Stacking: Base

By using this ability, the caster will be immune to any poison including [Red Death](#) and [Kill Dagger](#) poison for 5 minutes or until the end of the current combat, whichever is longer. If the caster is the target of a Toxin Poison while under the effects of this ability, they will take no damage from the attack (either the poison or the weapon strike that delivers it). Additionally, any existing poisons in the caster's system are neutralized. This ability can be used as an immediate counter and requires no casting time.

Improved Acid Vial

Range: Touch

Duration: Instantaneous

Stacking: Modifier

When the caster casts this spell, they can cause their vial of acid to do additional damage. For every 1 spell point spent, the acid vial will do an additional 2 points of damage. A caster may use up to their level in points. Material component: red bean bags.

Improved Animate Dead

Range: Touch

Duration: Permanent

Stacking: Base

Any use of [Animate Dead](#) by this caster will cost 4 points instead of 6. All restrictions of [Animate Dead](#) still apply.

Improved Ashes to Ashes

Range: Combat

Duration: Instantaneous

Stacking: Base

Whenever the caster casts [Ashes to Ashes](#) they may choose to have it affect a 5-foot radius instead of a single target.

Improved Aspects of the Beast

Range: Self

Duration: Permanent

Stacking: Varies

The caster has learned to channel their inner beast to its fullest extent. Whenever a caster casts [Aspect of the Beast](#) and spends 10 spell points instead of the normal 8, they gain the following abilities in addition to those already granted by the aspect chosen. These abilities must be used during the current aspect and expire when it does. This skill is a base of the character class and may not be placed in a magic item.

- Damage increases by 1 point
- Armor increases by 1 point
- Gains 1 use of the following abilities per the monk description.
 - [Physical Attack](#)
 - [Leap](#)
 - [Throw](#)

Improved Backstab

Range: Melee

Duration: Instantaneous

Stacking: Modifier

The caster is able to take better advantage of striking their target's vulnerable vital areas. When a caster uses [Backstab](#) as if they were one level higher.

Improved Bindings

Range: Touch

Duration: Instantaneous

Stacking: Base

A binding performed by the caster will heal the recipient for an amount equal to 2 times the level of the caster. Each creature may still only be bound a total of twice each game day, and all other limitations of bindings apply. Material component: a strip of fabric for the binding.

Improved Blade Sharp

Range: Touch

Duration: 1 Combat

Stacking: Modifier

When a caster uses this skill, they will now improve 2 weapons at a time instead of just a single weapon.

Improved Brew Red Death Poison

Range: Touch

Duration: Next successful weapon strike

Stacking: Modifier

The caster may use [Brew Poison: Red Death](#), 3 times per day instead of the standard once per day.

Improved Brew Venom Poison

Range: Touch

Duration: Next successful weapon strike

Stacking: Modifier

The caster may use [Brew Poison: Venom Poison](#) a number of times per day equal to ½ their level instead of the standard only 2 uses per day. This ability has a 10 second cast time.

Improved Conceal Self

Range: Self

Duration: 5 minutes/level

Stacking: Modifier

This skill allows the caster to take offensive action immediately after leaving concealment. All other restrictions of [Conceal Self](#) still apply. Uses of this skill are cumulative with [Conceal Self](#). This is an LI skill. Material component: Yellow flag.

Improved Confidence

Range: Melee **Duration:** 1 Combat **Stacking:** Modifier
At this level when the caster cast [Confidence](#), the individuals affected will be at +2 LI instead of the normal +1.

Improved Control Undead I

Range: Combat **Duration:** 5 minutes/level **Stacking:** Base
A Monster Hunter will be at +1 LI when they cast [Control Undead](#). All restrictions of [Control Undead](#) still apply.

Improved Control Undead II

Range: Combat **Duration:** 5 minutes/level **Stacking:** Base
A Monster Hunter will be at +2 LI when they cast [Control Undead](#). This does not stack with the +1 gained at 6th level. All restrictions of [Control Undead](#) still apply.

Improved Create Scroll I

Range: Touch **Duration:** Game Day or until used **Stacking:** Modifier
The caster no longer pays the 3 spell points cost to [Create Scroll](#). All other restrictions of the spell apply.

Improved Create Scroll II

Range: Touch **Duration:** Game Day or until used **Stacking:** Modifier
The caster may now cast *Self Only* spells into a scroll created with [Create Scroll](#). All other restrictions of the spell apply.

Improved Create Scroll III

Range: Touch **Duration:** Game Day or until used **Stacking:** Modifier
The caster may now cast spells that improve other spells into a scroll created with [Create Scroll](#). For example, a caster could create a scroll containing a 10th level [Autocast Bolt](#) by paying 17 spell points. All other restrictions of the spell apply.

Improved Defense

Range: Touch **Duration:** 1 Combat **Stacking:** Modifier
When the caster casts [Defense](#), they will gain an innate +1 to their base armor.

Improved Disarm

Range: Self **Duration:** Instantaneous **Stacking:** Base
The caster may use [Disarm](#) a number of times equal to their level, instead of the base caster ½ level.

Improved Disengage

Range: Combat **Duration:** 15 seconds **Stacking:** Base
When the caster uses the [Disengage](#) ability, they may choose to affect two targets at the same time instead of 1.

Improved Disguise

Range: Self **Duration:** 5 Minutes per level **Stacking:** base
When the caster uses [Disguise](#), it is cast as if the caster is 2 levels higher, gaining an innate +2 LI.

Improved Dispel Fear

Range: Combat

Duration: Instantaneous

Stacking: Base

The caster can now [Dispel Fear](#) on multiple targets within a 10-foot area. This ability replaces the knight's normal [Dispel Fear](#) and costs the same 5 spell points.

Improved Dispel Magic

Range: Self

Duration: Instantaneous

Stacking: Base

If the caster targets a magical effect on himself, they may [Autocast Dispel Magic](#) on the spell. The caster does not pay the additional cost for the [Autocast](#), only the cost for the LI dispel. This spell may be used as an instantaneous counter.

Improved Dodge Blow

Range: Self

Duration: Instantaneous

Stacking: Base

The caster may use [Dodge Blow](#) one additional time per day.

Improved Elemental Protection

Range: Self

Duration: Permanent

Stacking: Modifier

The casters innate [Elemental Protection](#) when using their pact increases to 3 points per level.

Improved Enhance Senses

Range: Self

Duration: Instantaneous

Stacking: Base

A caster senses are unparalleled even by other rangers' standards. The range of [Enhanced Senses](#) is doubled to 60' for the caster.

Improved Enhanced Savvy

Range: Touch

Duration: Instantaneous

Stacking: Base

When the caster cast [Enhanced Savvy](#), they will learn 3 properties per spell point spent instead of 2.

Improved Evade

Range: Self

Duration: 5 Seconds

Stacking: Base

This ability can be used as an immediate counter to any single-target effect, damaging or otherwise. After performing the counter, the caster may use [Speed](#), though its duration is reduced to 5 seconds. This use of [Speed](#) is treated as a part of this ability activation and does not wait the 5 seconds between SAS activations, nor does it cost additional points.

When this use of [Speed](#) fades, the caster may fight normally immediately after, though they must still wait 5 seconds before using any other SAS. Material Component: purple flag.

Improved God/Goddess Hammer

Range: Self

Duration: Permanent

Stacking: Base

Any use of [God/Goddess Hammer](#) by the caster will do 3 points of damage per level of the caster. For example, a [God/Goddess Hammer](#) cast by an 8th level caster will do 24 points of damage instead of the normal 16 points of damage. All limitations of [God/Goddess Hammer](#), as well as the spell point cost, still apply.

Improved God/Goddess Hammer - Hostile

Range: Self

Duration: Game Day

Stacking: Base

Any use of [God/Goddess Hammer](#) by the caster is keyed to only hit monsters. For the sake of this ability, monsters are defined as anyone not designated by the caster at the beginning of the day. Individuals (no more than ½ level) must be designated at the beginning of the game day as immune and this may not be changed until the next game day. The caster may only cast this modified ability a number of times equal to half their level.

Improved Group Tactics

Range: Combat

Duration: 1 Combat

Stacking: Modifier

The caster may use [Group Tactics](#), but when they do, they may increase either Armor or Damage by +4, instead of +3. A creature may be under the effects of both [Improved Group Tactics](#) and [Group Tactics](#) to increase both Armor and Damage.

Improved Heal Self

Range: Self

Duration: Instantaneous

Stacking: Base

The caster can heal themselves for 3 Hit Points per ability point expended, they may expend up to their level in Ability Points per [Improved Heal Self](#) but must spend at least 4 ability points. The caster may heal a throat slit on themselves with this ability but must apply 12 points of healing within one minute to do so.

Improved Healing

Range: Self

Duration: Permanent

Stacking: Base

Whenever the caster casts a healing spell it gains a base +1 to the base. A 2 for 1 heal would become a 3 for 1 and 3 for 1 heals become a 4 for 1. For example, if a 6th level Healer cast a [Heal](#) using 6 spell points it will heal for 18 points instead of 12 points. This ability does not affect the [Regenerate](#) spell.

Improved Hunting Pursuit

Range: Self

Duration: Game Day or until terminated

Stacking: Base

When a caster uses [Hunting Pursuit](#), they gain the following extra benefits:

- If their target moves to a different plane, the caster will know which plane the target has moved to and will have 30 minutes to follow before the caster loses the trail and the ability ends.
- If the caster uses [Hunting Pursuit](#) on their [Quarry](#) target, they may use [Hunting Pursuit](#) even if the target is above their level and/or not been within 30 feet of the Hunter
- The caster gains [True Sight](#) on the target of the [Hunting Pursuit](#).

Improved Immunity to Fear

Range: Self

Duration: Permanent

Stacking: Base

The caster is immune to all fear-related spells and effects such as [Spook](#). This ability is permanently in effect and does not need to be activated by the caster.

Improved LI Enhancement I

Range: Touch

Duration: Game Day or until used

Stacking: Modifier

The caster may now cast their [LI Enhancement +1](#) on one of their bonded magic items or on another player. If cast on a magic item, the LI effect is still limited to the caster level +2.

Improved LI Enhancement II

Range: Touch

Duration: Game Day or until used

Stacking: Modifier

The caster may now cast their [LI Enhancement +2](#) on one of their bonded magic items with an LI effect or on another player. If cast on a magic item, the LI effect is still limited to the caster level +2.

Improved LI Specialization

Range: Self

Duration: Game Day or until used

Stacking: Base

At the 10th level, the caster's LI Specialization is at +2 LI instead of +1.

Improved Life Enhancement

Range: Self

Duration: Permanent

Stacking: Base

Whenever a caster casts [Life Enhancement](#) it will now provide 1 hit point per level of the cleric instead of the base +5. This ability is a base of the character class and may not be placed in a magic item.

Improved Life Spark

Range: Self

Duration: Permanent

Stacking: Base

Whenever a caster casts [Life Spark](#) the target of the spell will suffer no minus to their LI or Hit points.

Improved Mend

Range: Touch

Duration: Instantaneous

Stacking: Base

This spell will [Mend](#) and two objects (Sword, Quiver of Arrows, etc. based on the [Warp](#) spell) that have been damaged by an in-game effect, including [Warp](#) or [Weapon Shatter](#) unless prohibited by game design or GM discretion. [Mend](#) can only be used on an object that is non-magical, no larger than human-sized, and inanimate.

Improved Neutralize Poison Potion

Range: Touch

Duration: Game Day or until used

Stacking: Base

The caster can brew a potion that will neutralize all magical and non-magical poisons within the target, including [Red Death](#) unless otherwise specified by game design. The potion will take 10 seconds to brew. This potion does not restore lost hit points, but it does prevent further loss or disability from all neutralized poisons.

Improved Phylactery: Auto-Injection

Range: Self

Duration: game day or until used

Stacking: Base

When the caster uses the **Phylactery: Auto-Injection** ability they now store 3 potions for use instead of just 2. Designate them as potion 1, potion 2, and potion 3. If multiple potions would activate, then they activate in order with 5 seconds in between activations. These cannot be consciously activated by the caster.

Improved Phylactery: Injection

Range: Self

Duration: game day or until used

Stacking: Base

When the caster uses the [Phylactery: Injection](#) ability, they now store 3 potions for use instead of just 2.

Improved Physical Attack

Range: Self

Duration: Permanent

Stacking: Base

Any use of [Physical Attack](#) by a caster will cause an additional 2 points of damage. For example, if the caster expends 3 Ability Points the resulting [Physical Attack](#) will cause 8 points of damage instead of the normal 6 points of damage. All limitations of [Physical Attack](#), as well as the ability point cost, still apply.

Improved Pick Locks I

Range: Touch

Duration: Instantaneous

Stacking: Base

A caster may attempt an additional try per lock.

Improved Pick Locks II

Range: Self

Duration: Instantaneous

Stacking: Base

A caster may use a free *Thief's Touch* once per lock. This does not count against the caster number of touches per day.

Improved Plant Attack

Range: Combat

Duration: 5 minutes

Stacking: Base

The caster's [Plant Attack](#) will now affect a 5-foot radius. The caster must call "*Improved [Plant Attack](#) 5-foot radius, X damage, Level.*"

Improved Potion Arrow

Range: Touch

Duration: Game Day or until used

Stacking: Base

When a caster uses their **Potion Arrow** ability, they may load poisons into their Potion Arrows as if the poison is a potion. Poisons with a base damage, such as the Agony Poison replace the arrow's base missile damage. [Kill Dagger](#), and Nightshade may *not* be loaded in this way.

Improved Potion I

Range: Touch

Duration: Instantaneous

Stacking: Base

A caster may prepare their [Healing Potions](#) as if they were two levels higher. They must still spend the additional Points to achieve this effect.

Improved Potion II - Athelas

Range: Touch

Duration: Instantaneous

Stacking: Base

In addition to the normal effects of the potion, an **Athelas** potion created by a caster will remove one disease from the consumer. This potion does not restore lost Hit Points but does prevent further loss or disability from the neutralized disease. If the consumer is infected by multiple diseases, then **Athelas** will remove the lowest level disease per GM's discretion.

Improved Projectile Trap

Range: Combat

Duration: Game Day or until Triggered

Stacking: Base

A caster using **Set Projectile Trap** will inflict 3 points of damage per level instead of the standard 2 points per level.

Improved Raise Dead

Range: Touch

Duration: Instantaneous

Stacking: Base

When a caster casts [Raise Dead](#) the target of the spell will suffer no minus to their LI or hit points. This spell will also heal the target for 2 times per the caster level in hit points.

Improved Ranged Heal

Range: Combat

Duration: Instantaneous

Stacking: Base

All of the casters *Touch* healing spells gain a range of Combat. This includes any cure spells.

Improved Reduce Lock Type I

Range: Touch

Duration: 5 minutes

Stacking: Base

A caster may choose to reduce the difficulty of a lock. The caster may start picking the lock by bypassing the first quarter (25% of the length) of the lock. This is subject to GM adjudication on the beginning point if not marked by the game producer.

Improved Reduce Lock Type II

Range: Touch

Duration: 5 minutes

Stacking: Base

A caster may choose to bypass either the first quarter (25%) or the last quarter (25%) of a lock. This is subject to GM adjudication on the beginning/end point if not marked by the game producer.

Improved Regenerate

Range: Self

Duration: Permanent

Stacking: Base

Whenever a caster casts [Regenerate](#) it will now provide 6 points of regeneration per level of the caster instead of 4. All restrictions of [Regenerate](#) apply.

Improved Regenerate Limb

Range: Touch

Duration: Special

Stacking: Base

When the caster casts this spell, the target will re-grow a previously lost limb. The limb will be at full effectiveness.

Improved Repulse Good/Neutral/Evil I

Range: Touch

Duration: 5 minutes/level

Stacking: Base

When the caster cast a [Repulse Good/Neutral/Evil](#) that does not contain a component of their alignment it is cast at +1 LI for no additional spell cost, innately. For example, a 6th lawful neutral caster could cast a *Repulse Evil* or *Repulse Good* at the 7th level but not a *Repulse Neutral*.

Improved Repulse Good/Neutral/Evil II

Range: Touch

Duration: 5 minutes/level

Stacking: Base

When the caster cast a [Repulse Good/Neutral/Evil](#) that does not contain a component of their alignment it is cast at +2 LI for no additional spell cost, innately. This does not stack with the +1 LI gained at 6th level. For example, an 8th a lawful neutral caster could cast a *Repulse Evil* or *Repulse Good* at the 10th level but not a *Repulse Neutral*.

Improved Sense I

Range: Self

Duration: Permanent

Stacking: Base

Any use of [Sense I](#) by the caster will cost 2 Ability Points instead of 4. All other limitations of [Sense I](#) still apply.

Improved Sense II

Range: Self

Duration: Permanent

Stacking: Base

Any use of [Sense II](#) by a caster will cost 4 Ability Points instead of 6. All other limitations of [Sense II](#) still apply.

Improved Sonic Strike

Range: Combat

Duration: Instantaneous

Stacking: Base

A caster [Sonic Strike](#) now does 3 points of damage per spell point expended by the caster.

Improved Spell Damage I

Range: Self

Duration: Permanent

Stacking: Base

The caster may choose one of the following spells and increase its damage by an innate +1. Once chosen, this spell may never be changed.

- [Bolt](#) ([Bolt](#) will cause 5 points of damage per spell point expended by the caster)
- [Dead Eye](#) ([Dead Eye](#) will cause 3 points of damage per spell point expended by the caster)
- [Elemental Strike](#) ([Elemental Strikes](#) will cause 4 points of damage per spell point expended by the caster)

Improved Spell Damage II

Range: Self

Duration: Permanent

Stacking: Base

The caster chooses an additional spell to gain increased damage. The caster may not select the same spell that they chose the first time and all restrictions of [Improved Spell Damage I](#) apply.

Improved Spell Damage III

Range: Self**Duration:** Permanent**Stacking:** Base

The caster chooses an additional spell to gain increased damage. The caster may not select the same spell that they chose the first time and all restrictions of [Improved Spell Damage I](#) apply.

Improved Spell Defense

Range: Self**Duration:** 5 minutes/level**Stacking:** Modifier

This spell will provide the caster with 15 points of protection from physically damaging spells and spell effects, including single-target attacks such as [Electrify](#) as well as area attacks such as [Fireball](#). While under the effects of this spell, the caster will only take a [Knockdown](#) from a damaging spell if they also take damage from the spell. Material component: Blue flag.

Improved Spell Defense II

Range: Self**Duration:** Permanent**Stacking:** Modifier

When the caster cast [Spell Defense](#) it will protect from 20 points of damage instead of the normal 10. All restrictions of [Spell Defense](#) apply.

Improved Strong Arm I

Range: Touch**Duration:** 1 Combat**Stacking:** Modifier

When the caster casts [Strong Arm](#), in addition to melee damage, it will also affect missile and thrown damage.

Improved Strong Arm II

Range: Touch**Duration:** 1 Combat**Stacking:** Modifier

When the caster casts [Strong Arm](#), they may choose to have it either do an additional point of damage or affect both arms. This must be chosen at the time of casting and may not be changed for the duration of the spell.

Improved Thief's Hearing

Range: Combat**Duration:** 5 minutes**Stacking:** Base

This is an improvement of the [Thief's Hearing](#). All restrictions of the basic skill apply but the caster will be able to determine how many creatures are on the other side of a normal door or wooden wall, if the creatures are moving and making noise. The caster will be able to hear conversations from 30' away, even if there is loud noise or sound masking the conversation.

*Uses of this skill are cumulative with [Thief's Hearing](#).

Improved Thief's Poisoned Edge

Range: Touch**Duration:** Next successful weapon strike**Stacking:** Modifier

If a caster has a [Thief's Poisoned Edge](#) prepared, they can delay its usage and use it immediately following a successful [Backstab](#). This ability has a 10 second precast time.

Improved Track Lore

Range: Combat**Duration:** Instantaneous**Stacking:** Base

The caster can glean more information from a trail than an average caster. The caster gets one additional property when casting [Track Lore](#).

Improved Turn Undead I

Range: Combat**Duration:** 1-minute**Stacking:** Base

When the caster cast [Turn Undead](#) the number of undead turned will be equal to half their level, rounded up. All restrictions of [Turn Undead](#) still apply.

Improved Turn Undead II

Range: Combat

Duration: 1-minute

Stacking: Base

The caster will be at +2 LI when they cast [Turn Undead](#). All restrictions of [Turn Undead](#) still apply.

Improved Wrath

Range: Self

Duration: Permanent

Stacking: Base

Any use of [Wrath](#) by the caster will be cast at 3 points per level. For example, a [Wrath](#) cast by a 7th level caster will do 21 points of [No Defense](#) damage instead of the normal 14 points of damage. All limitations of [Wrath](#), as well as the spell point cost, still apply.

Inner Calm

Range: Self

Duration: Varies

Stacking: Modifier

This ability may be used as an immediate counter to the caster suffering from any sort of LI effect. The duration of the effect on the caster is reduced to ½ its original duration, rounded down. *Example: An 8th level [Petrify](#) would normally last 1 minute. It will only last 30 seconds when this ability is used.*

Inner Peace

Range: Self

Duration: 30 Seconds

Stacking: Modifier

When the caster is affected by an LI effect, they may use this ability as an immediate counter to reduce the duration of that effect to 30 seconds, no matter how long the effect would normally have lasted.

Insect Bane

Range: Touch

Duration: 5 minutes/level

Stacking: Base

This spell gives the recipient complete protection from all insects, including those summoned by [Insect Strike](#).

Insect Strike (Pool)

Range: Combat

Duration: 5 minutes

Stacking: Base

This spell causes a small swarm of flying insects to appear around the spell's target. The target creature will be unable to cast spells or activate magic items, and any melee damage done by the target is halved (round down). This is an LI and Pool spell.

Inspire

Range: Combat

Duration: 5 minutes or 1 Combat

Stacking: Stat Break

This ability requires no time to cast and can be used as an immediate counter. The Loremaster can cast this ability regardless of their ability to move or speak. When this ability is used, all members of the Loremaster's team who are within the area of effect will gain a +2 resistance versus LI effects, the area of effect for this ability includes any team member who is within 60 feet of the Loremaster or who can see or hear him from any range. [Inspire](#) will counter previously cast LI spells or abilities if the affected player's new effective LI resistance is high enough. For example, a 6th level character would only be affected by LI effects of 8th level or greater. Because this ability belongs to the Stat Break stacking group, it can be used in conjunction with similar SAS such as [Battle Fever](#) and [Confidence](#).

Inspiring Song: Trance

Range: Melee

Duration: 1 Combat or 1 Game Day

Stacking: Modifier

This spell allows all targets to add a +1 LI to either their outgoing LI or incoming LI for spells. Each target of the spell may choose to apply the +1 to either outgoing LI or incoming LI, not both. Each target affected by the spell is considered to have the spell in effect on an individual basis, therefore, when the duration of the spell ends for one target, it is not necessarily over for other targets that were affected by the spell. This spell can also be dispelled on an individual basis. The Bard may specify up to 10 individuals, including himself, to be the targets of this spell. The duration of this spell is one combat or one game day, whichever comes first. This spell may not be cast in combat.

Instrumental Focus I

Range: Self **Duration:** Permanent **Stacking:** Modifier
The caster has become so proficient with their instrument that it acts as a +3 spell foci.

Instrumental Focus II

Range: Self **Duration:** Permanent **Stacking:** Modifier
The caster has become so proficient with their instrument that it acts as a +4 spell foci.

Instrumental Focus III

Range: Self **Duration:** Permanent **Stacking:** Modifier
The caster has become so proficient with their instrument that it acts as a +5 spell foci.

Intercept

Range: Combat **Duration:** Instantaneous **Stacking:** Base
The caster jumps in front of the target taking the damage that would have hit the intended target, along with any carried effects. Only ranged single target attacks such as arrows, thrown daggers, strikes, etc. that do damage may be intercepted and a shield will not protect the caster from a non-critical arrow. The caster will take the damage to the torso, except for targeted attacks, i.e., [Target Arrow](#) would affect the caster limb. A [Physical Attack](#), [Wrath](#), or [Physical Protection](#), or [No Defense](#) damage may not be intercepted. Additionally, the caster may not use [Evade](#) or [Dodge Blow](#) to reduce the damage. This ability may be used 1 per level of the guardian and is used as an immediate counter.

Intuit Code

Range: Self **Duration:** Instantaneous **Stacking:** Base
A caster can use this skill to reduce the difficulty of a code, find clues to the solution of a riddle, or even solve a puzzle. The amount of aid given is determined by game design and GM discretion.

Intuit Trap

Range: Self **Duration:** Instantaneous **Stacking:** Base
With this skill, the caster can determine exactly what action, such as stepping on a square, crossing a wire, casting a spell, or approaching within five feet, will trigger a known and specified trap.

Investigate Habitation

Range: Combat **Duration:** Instantaneous **Stacking:** Base
Using this ability, the caster can inspect the natural or artificial habitation of a group of 5 or more creatures (characters or animals) and draw conclusions about the creatures themselves. This ability will provide information including the following, as appropriate: the approximate size of the creatures, weapon usage (including natural weapons such as claws), tool usage (and the types of tools), dietary habits, skin type (furred, scaled, flesh, etc.), and the approximate number of creatures. This ability is limited by GM knowledge and discretion.

Invoke

Range: Touch **Duration:** 5 minutes/level **Stacking:** Modifier
When the caster casts this spell upon a target, the target is effectively raised 1 level in any one of the following attributes. The caster must specify when casting the spell which of the target's attributes will be raised.

- **Hit Points** – if at the end of the spell's duration, the loss of these additional Hit Points causes the target to fall to 0 hit points, then the target will be bleeding out, this effect stacks in the Modifier group.

- **Level of Effectiveness for Use of SAS** – the target can use their SAS at their level of effectiveness +1 but does not gain access to SAS of a level higher than their own, this effect stacks in the Modifier group. For example, a 6th level Thief could apply a +7 [Thief's Poisoned Edge](#). Note that this change in SAS effectiveness does not stack with other SAS that change LI effectiveness. For example, if a 7th level Magic-User has been [Invoked](#) to the 8th level for SAS effectiveness and casts an [LI Enhancement +2](#), their resulting casting level would only be 9th, not 10th.
- **Amount of Damage Inflicted** – the target will deal the base damage for their level +1, this effect stacks in the Modifier group
- **LI Resistance** – the target will gain +1 to their resistance versus LI effects, this effect stacks in the Modifier group

Keen Edge

Range: Self

Duration: Instantaneous/1 Combat

Stacking: Modifier

When the caster is targeted by an effect that would reduce their Melee damage, such as [Pain Strike](#), they may use this skill as an immediate counter and completely ignore the damage reduction. If there are secondary effects to the damage reduction, such as with [Insect Strike](#), they still suffer the secondary effects.

Ki Overcharge

Range: Self

Duration: Game Day or Until Used

Stacking: Modifier

With 10 seconds of meditation time, the caster may channel their Ki into a weapon, causing an electrical discharge. Upon a successful melee strike with that weapon, the caster may choose to activate this ability. The melee strike deals an amount of extra damage equal to 2 per ability point spent while meditating. If the weapon strike hits an opponent's weapon or shield, the damage is delivered to the target's arm, and any left-over damage is then dealt to the target's torso. If the attack is negated through the use of [Dodge Blow](#) or [Evade](#), the charge is still spent. The caster should call out, "*Electrify and the number of points.*" Material Component: Red Flag

Ki'ai (Kee-eye)

Range: Combat

Duration: Instantaneous

Stacking: Base

A caster can focus energy through sound to perform an attack using their voice. The attack will cause 2 points of damage per level of the caster and a 5-second [Knockdown](#). The caster must call out "*Ki'ai, x points, 5-second Knockdown*" after identifying the targets. This attack is not considered to be magical and cannot be countered by an SAS such as [Spell Defense](#) or [Evade](#).

Ki'Pulse

Range: Self

Duration: Instantaneous

Stacking: Base

Immediately after using this effect, all creatures within 10 ft of the Monk suffer a 10 ft [Knockback](#) away from the Monk and a 10-second [knockdown](#). This is a precast ability.

Ki'Push

Range: Combat

Duration: Instantaneous

Stacking: Base

One target suffers a 10 ft [Knockback](#).

Ki'Slam

Range: Combat

Duration: Instantaneous

Stacking: Base

When this ability is used, the caster may deal an amount of damage to a single target equal to 2 per ability point spent on this ability. Following this damage, the target also suffers a 10 ft [knockback](#) in any direction the Monk chooses (not necessarily away from them) and a 5-second [knockdown](#).

Kill Dagger

Range: Touch

Duration: 5 minutes

Stacking: Base

A caster can make a small object called a [Kill Dagger](#), which normally takes the form of a small object such as a small dagger or a ring with a needle, that is used to deliver a paralyzing poison. This poison is good for one game day or until used. For purposes of use in-game, the [Kill Dagger](#) is represented by a 2"x2" piece of duct tape that has been marked with an identifying symbol or name. The tape must be applied to the target by the caster hand to indicate where the [Kill Dagger](#) was applied, this skill cannot be delivered or applied by a weapon or other implement. As the [Kill Dagger](#) is placed, the caster must call "[Kill Dagger](#)," followed by the level of effect (their level +3, if the caster does not call out the level of effect, the [Kill Dagger](#) will have no effect. The square of duct tape representing the [Kill Dagger](#) must be left in place as a representation of the skill's use.

When a [Kill Dagger](#) is applied between the shoulder blades of a target creature, it delivers a poison that causes instant paralysis for 15 minutes or until a [Neutralize Poison](#), [Freeze Poison](#), or related SAS is done, the target can be fed a [Neutralize Poison](#) potion as if they were unconscious (requires 5 seconds to administer). If the poison is delivered to the center of a target's back, they will be completely paralyzed, if delivered to any other part of the body the target will suffer full paralysis in 5 minutes, if the poison is delivered to a limb that limb will immediately be paralyzed, with full paralysis occurring 5 minutes later. Once paralyzed, the target may not cast spells or activate magic items, including an item of Monk's [Neutralize Poison](#), autoactivated magic items will function normally. [Kill Dagger](#) poison is Level Influential, which means that the poison can only affect characters at the level of the [Kill Dagger](#) or below.

[Kill Daggers](#) work regardless of the target's armor or magical protections, except for [Concentration](#) during spell casting. [Kill Dagger](#) also works independently of backpacks or other coverings on the target's back. If a shield is in use, it can be used to block a [Kill Dagger](#), however, if a shield is slung across the target's back, it is treated like a backpack and will provide no protection from this skill. A [Kill Dagger](#) has no effect on an undead creature and cannot be used on someone actively involved in combat.

A caster can carry as many [Kill Dagger](#) representations as they wish but must possess at least one for this skill to be used, if all of these items are lost or taken in-game, the Poisoner will be unable to use this skill until a suitable representation can be found. A [Kill Dagger](#) can be used only by the caster who created it. This ability requires no casting time. Material component: [Kill Dagger](#) representation and a 2"x2" square of duct tape.

Kill Zone - Rain of Arrows

Range: Combat

Duration: Instantaneous

Stacking: Base

The caster can position themself to employ angles of attack and inflict maximum damage on the targets that enter the zone most effectively. The caster sets up a [Snare](#) at 12th level costing no ranger points. Within 60' of the [Snare](#), the caster conceals themself at the 10th level. Using [Rain of Arrows](#) or [Surgical Strike](#), aiming at targets, and taking damage will not break this concealment. If the caster moves from this location the concealment will be broken. While concealed (5 minutes per level maximum), the caster may use and call "[Rain of Arrows](#)". [Rain of Arrows](#) will deal critical archery damage to everyone within 10' of the [Snare](#). A caster may call [Rain of Arrows](#) every 15 secs if they are continuously aiming. [Rain of Arrows](#) may be enhanced by [Improved Hone Arrows](#). Each use of [Rain of Arrows](#) will expend one of the arrows enhanced by [Improved Hone Arrows](#). A caster may only fire a rain of arrows a number of times equal to ½ their level. Material Component: Yellow flag

Killing Arrow

Range: Combat

Duration: Instantaneous

Stacking: Base

With 10 seconds of aiming, this ability allows the caster to fire an arrow that will cause the target creature to immediately lose ½ of their total Hit Points to death, when fired, the caster should call out "[Killing Attack Arrow](#)" and identify the target. Damage is based on the number of Hit Points the target has when they are fully healed and is taken to the torso. This damage can only be healed after the target rests out of combat for 5 full minutes. The target can only be affected by one [Killing Arrow](#) or [Killing Attack](#) at a time no matter the source. This damage cannot be reduced or avoided except by a

Concentration while casting or an **Evade**. If the arrow is evaded, the ability is still used, and the points are expended. A caster may only deliver one **Killing Arrow** or **Killing Attack** every 5 seconds, regardless of the source. The arrow may be either a marginal or critical arrow but may not be modified by any other caster ability, including damage enhancements such as **Knockdown Arrow**. The caster base missile damage is not added to the damage from the **Killing Attack**.

Killing Arrow vs. Undead

Range: Self

Duration: Instantaneous

Stacking: Base

With 10 seconds of aiming, this ability allows the caster to fire an arrow that will cause the target undead creature to immediately lose ½ of their total Hit Points to death, when fired, the caster should call out “*Killing Attack Arrow*” and identify the target. Damage is based on the number of Hit Points the target has when they are fully healed and is taken to the torso. This damage can only be healed after the target rests out of combat for 5 full minutes. The target can only be affected by one **Killing Arrow** or **Killing Attack** at a time no matter the source. This damage cannot be reduced or avoided except by a **Concentration** while casting or an **Evade**. If the arrow is evaded, the ability is still used, and the points are expended. A caster may only deliver one **Killing Arrow** or **Killing Attack** every 5 seconds, regardless of the source. The arrow may be either a marginal or critical arrow but may not be modified by any other caster ability, including damage enhancements. The casters base missile damage is not added to the damage from the **Killing Attack**.

Killing Attack (Melee)

Range: Melee

Duration: Instantaneous

Stacking: Base

This ability causes the target creature to immediately lose ½ of their total Hit Points to death. Damage is based on the number of Hit Points the target has when they are fully healed and is taken to the torso. For example, a creature that had Hit Points of 8/46 would take 23 points of damage independent of armor and current hit point total. Furthermore, if that creature had the ability of **Aspect of the Bear** up, they would take 28 points of damage since their fully healed total would be 56. This damage can only be healed after the target rests out of combat for 5 full minutes. The target can only be affected by one **Killing Attack** at a time no matter the source. This damage cannot be reduced or avoided except by a **Concentration** while casting or an **Evade**. If the melee attack is evaded, the skill is still used, and the points are expended. A caster may only deliver one **Killing Attack** every 5 seconds, regardless of the source.

Killing Attack (Ranged)

Range: Combat

Duration: Instantaneous

Stacking: Base

This ranged spell causes the target creature to immediately lose ½ of their total Hit Points to death. Damage is based on the number of Hit Points the target has when they are fully healed and is taken to the torso. For example, a creature that had Hit Points of 8/46 would take 23 points of damage independent of armor and current hit point total. Furthermore, if that creature had the ability of **Aspect of the Bear** up, they would take 28 points of damage since their fully healed total would be 56. This damage can only be healed after the target rests out of combat for 5 full minutes. The target can only be affected by one **Killing Attack** at a time no matter the source. This damage cannot be reduced or avoided except by a **Concentration** while casting or an **Evade**. If the spell is evaded, the spell is still used, and the points are expended. A caster may only deliver one **Killing Attack** every 5 seconds, regardless of the source.

Killing Attack vs. Supernatural Creature

Range: Melee

Duration: Instantaneous

Stacking: Base

This ability only works on supernatural creatures (such as undead, lycanthropes, or demons) and causes the target creature to immediately lose ½ of their total life points to death, it is delivered through a successful hand-held melee weapon strike. Damage is based on the number of Hit Points the target has when they are fully healed and is taken to the torso. This damage can only be healed after the target rests out of combat for 5 full minutes. The target can only be affected by one **Killing Attack** at a time no matter the source. This damage cannot be reduced or avoided except by a **Concentration** while casting, an **Evade**, or a **Dodge Blow**. If the weapon strike is unsuccessful or is evaded, the ability is still used, and the points are expended. A Monster Hunter may only deliver one **Killing Attack** every 5 seconds, regardless of the source. This spell requires no casting time.

Kip

Range: Self

Duration: Instantaneous

Stacking: Base

This ability can be used as an immediate response to a [Knockdown](#) and allows the caster to reduce a [Knockdown](#) of any duration to 0 seconds. The caster must drop to at least one knee, loudly call out “[Kip](#)” and may then immediately get back up. This ability cannot be used to counter a caster own [Sacrifice Throw](#). This ability is an immediate counter and requires no casting time.

Knock Out Blow

Range: Self

Duration: 5 minutes/level

Stacking: Base

A caster can use this skill to knock out an opponent. The caster must call out “[Knock Out Blow](#)” followed by the level of effect immediately following a successful weapon strike to the target’s torso. If the opponent is equal to or less than the level of effect called out by the caster, then they will be knocked out for a period of 5 minutes. An individual under the influence of a [Knock Out Blow](#) is affected as though the [Crash Time](#) spell had been successfully cast on them, but will not take any damage from the blow itself.

If the opponent is unaffected by the use of this skill, the strike is not successful, and the [Knockout Blow](#) is still used. If the strike is avoided by the use of [Dodge Blow](#) or [Evade](#), the [Knockout Blow](#) is still used. The use is counted against the total number of uses for that day and 5 seconds must pass before the caster can use another skill, ability, spell, or magic item. This skill is not effective against a character in [Concentration](#). This is an LI skill.

Knockdown Arrow

Range: Self

Duration: Instantaneous

Stacking: Modifier

With 5 seconds of aiming, this ability allows the caster to fire an arrow that will cause a 5-second [Knockdown](#) to the target. The caster should call out “[Knockdown Arrow](#)” followed by the opponent’s color, the arrow’s damage, and the duration of the [Knockdown](#), for example, “[Knockdown Arrow](#), Blue, 6 points, 5-second Knockdown”.

Know Aura (Pool)

Range: Combat

Duration: Instantaneous

Stacking: Base

This spell tells the caster the level of a creature, place, spell, or magic item. The caster must request the specific piece of information in which they are interested (for example, the level of the creature, level of the lock, level of the glyph, or approximate effect of a magic item). If the caster is interested in a spell that is affecting another creature, they will learn the exact name of the spell and the exact level at which an LI spell was cast.

Know Class

Range: Combat

Duration: Special

Stacking: Base

This skill allows the caster to determine a target’s class (for example, Magic User) by observing them for 10 seconds. This skill will not allow the caster to determine the target’s level. [Disguise](#) has no effect on the results of this skill; however, this skill cannot penetrate a magical illusion or the [Obscure Class](#) ability and will identify the class the illusion or ability projects when appropriate.

Know Plant

Range: Combat

Duration: Instantaneous

Stacking: Base

Casting this spell will reveal all properties of any one magical or non-magical plant. Such properties could include toxicity, plant type, or magical effects, and will also give the caster any information that would be revealed by the use of [Nature Lore](#). If the plant has no defined properties, then the spell points will not be used

Know Religion

Range: Combat

Duration: Instantaneous

Stacking: Base

When the caster casts this spell the religion of the target creature will be known, the caster will also learn all information that would be gained from a [Religion Lore](#) on the same religion. This spell is subject to GM knowledge. *If the target does not follow a religion then the spell points are not used. If used on a consecrated area this spell will inform the caster what deity, the area is consecrated to.

Leap

Range: Self

Duration: Instantaneous

Stacking: Base

With this ability, the caster can jump either a lateral distance of up to 20 feet or a vertical distance of up to 10 feet. [Leap](#) may be used to jump in-game chasms, pits, and other obstacles. The caster will still be affected by hits and spells while leaping, however, these effects will not prevent the [Leap](#) from being completed. The caster may not take any offensive actions, activate magic items, or activate pre-cast SAS for 5 seconds after completing the [Leap](#), they can, however, fight defensively. This ability requires no casting time.

Legend Lore

Range: Self

Duration: Instantaneous

Stacking: Base

With this ability, the caster can determine the legends and history surrounding any famous object, location, historical event, or legend, the caster will not learn magical abilities of the item with this ability. The caster need only hear the name or something unique about the target of a [Legend Lore](#) and does not have to be in possession of an item to learn about it. If any other types of lore, such as nature, heraldic, or religion, exist for the target, the caster will know the type of lore available but not its specific content. *If there is no [Legend Lore](#) available then the Monk does not spend any ability points.

LI Bypass

Range: Self

Duration: Game Day or until used

Stacking: Base

Once per day per 2 levels (round down) the caster may bypass any LI defenses the target has cast on themselves including counters. This causes the spell to be resisted at the base LI of the character. For example, a 7th caster cast [Enthrall](#) 7th level at a 7th level thief who has cast [Distrust](#) on themselves, making their normal LI resistance 9th versus [Enthrall](#). The thief would be affected by the [Enthrall](#) since it bypasses their [Distrust](#). The spell should be called out as "[Enthrall](#), 7th level, Bypass LI <color>".

LI Defense

Range: Self

Duration: 5 minutes/level

Stacking: Modifier

This spell will provide the caster with an additional +2 to their base LI. Material component: Blue flag.

LI Enhancement +1

Range: Self

Duration: Game Day or until used

Stacking: Modifier

When this spell is cast, the caster will be able to cast a later LI spell of their choice at +1 level of effectiveness. For example, a 4th level caster could cast an LI spell to affect a 5th level target. When this enhancement is applied to the casting of an LI spell, the caster will still have to expend the full spell point cost of the LI spell unless it is a free spell from the LI pool, use of [LI Enhancement +1](#) does not reduce the cost of the LI spell in any way but can increase it. The duration of this spell is until an LI spell of the caster's choice is enhanced, or one game day, whichever comes first.

LI Enhancement +2

Range: Self

Duration: Game Day or until used

Stacking: Modifier

When this spell is cast, the caster will be able to cast a later LI spell of their choice at +2 level of effectiveness. For example, a 6th level caster could cast an LI spell to affect an 8th level target. When this enhancement is applied to the casting of an LI spell, the caster will still have to expend the full spell point cost of the LI spell, use of [LI Enhancement +2](#) does not reduce

the cost of the LI spell in any way but can increase it. The duration of this spell is until an LI spell of the caster's choice is enhanced, or one game day, whichever comes first.

LI Extension

Range: Self

Duration: Game Day or until used

Stacking: Stat Break

When this spell is cast, the caster will be able to increase the area of effect for a single-target LI spell of their choice, instead of affecting just 1 target, the spell will affect a 5' radius circle. The duration of this spell is until an LI spell of the caster's choice is enhanced, or one game day, whichever comes first.

LI Specialization

Range: Self

Duration: Game Day or until used

Stacking: Base

Once per day per 2 levels (round down) the caster may apply a +1 LI to an LI spell at the time of casting. The additional LI of the spell is at 0 cost to the caster. For example, a 7th caster may cast [Crash Time](#) at 8th using this ability for a total cost of 7 spell points.

Life Enhancement

Range: Touch

Duration: Game Day

Stacking: Modifier

When cast upon a creature, this spell will raise the target's total Hit Points by 5 points for the remainder of the current game day. If the loss of these additional points at the end of the game day causes the target to fall to 0 hit points, then the target will be bleeding out.

Life Spark

Range: Touch

Duration: Instantaneous

Stacking: Base

If this ability is used within 5 minutes of a target's death, this ability will allow the caster to capture the last "spark" of life within the target and return him to 1 hit point. The target will lose ½ of their level (rounded up) in permanent hit points, which will be deducted from their total Hit Points and will be at -2 versus all LI effects for the remainder of the game day. The character will remain at the same level and the number of spell or Ability Points as before they died. If a character receives more than one [Life Spark](#) in a game day, the life point loss is cumulative but the -2 versus LI is not. This spell has no effect on undead or animated body. Poison and disease remain in the body after death and will still be present when a target receives a [Life Spark](#). For purposes of time progression, poisons and diseases are considered to be newly applied or contracted when the body is returned to life. Durational spells and abilities (good, bad, and indifferent) will run their duration as normal whether the target is alive or dead and may still be in effect when the body receives a [Life Spark](#). A character that has received a [Life Spark](#) is considered to have undergone death.

Life Support

Range: Self

Duration: Instantaneous

Stacking: Base

This ability is automatically used whenever the caster would die due to bleeding out and will heal the caster for 9 points, restoring consciousness. Optionally, the caster may precast this ability and it will be used once they reaches 0 hit points. Once activated, this ability will take 10 seconds to heal the caster, who may choose where in their body the healing will occur. [Life Support](#) will not heal a throat slit because throat slits cause an undefined amount of damage. [Life Support](#) may not be used to restore a caster who died from the effects of [Death Commitment](#) and can only be used if the caster has at least 8 Ability Points available.

Lightbeam

Range: Combat

Duration: Instantaneous

Stacking: Base

This spell will create a beam of light that will cause damage to a specific type of supernatural creature. Each type of beam will work regardless of the time of day, location, or light conditions. The caster must specify which of the following beams they wish to create.

- **Moonbeam:** This is a beam of moonlight that will cause 30 points of damage and a 5 second [Knockdown](#) to a lycanthrope, such as a werewolf or a werebear or fey.
- **Starbeam:** This is a beam of starlight that will cause 30 points of damage and a 5 second [Knockdown](#) to an angel, demon, or devil.
- **Sunbeam:** This is a beam of sunlight that will cause 30 points of damage and a 5 second [Knockdown](#) to an undead creature.

Lightning Storm

Range: Combat **Duration:** Instantaneous **Stacking:** Modifier

The caster may select a number of targets equal to ½ their level (round down). Those targets are struck by a single bolt of lightning from above that deals 3 points of damage per spell point spent, Minimum of 4 SP for 12 points of damage. The targets also suffer a 5-second [knockdown](#). Example: A 9th level caster spends 9 spell points, “*Target 1, Target 2, Target 3, Target 4, Lightning Storm 27 points, 5-second knockdown.*” The damage may be evaded.

Living Weapon

Range: Self **Duration:** 1 Combat **Stacking:** Base

When this skill is used, the caster is immediately healed up to their maximum hit points, and any lasting effects (both positive and negative) on the caster will immediately end, though this can be negated by Game Design. The caster may use this skill to immediately counter any effect that specifically targets them. If used to counter an SAS with a radius, only the caster will ignore its effects- others afflicted will not have the effects negated. Ongoing Curses, poisons, and diseases that the caster is afflicted with will be suppressed by this effect. When this skill ends, the effects will resume. This does not protect the caster from ongoing effects that take effect after this skill is activated. During this skill’s duration, the caster may call *No Effect* to a single use of [Dropsy](#).

Lock

Range: Touch **Duration:** Game Day **Stacking:** Base

This spell magically locks a door, hatch, lid, or gate for the cost of 1 spell point per 2 levels. Something that has been magically locked can only be unlocked with a reverse [Lock](#) spell for the cost of 1 spell point, or with a [Dispel Magic](#) cast at the level of the LI that the caster cast the initial [Lock](#). When used on a mechanical lock, this spell will allow the caster to engage the lock without the use of the key, this use of the spell has a variable spell cost, and the caster can spend up to their level in spell points. A [Lock](#) spell will remain in effect for one game day or until it is reversed.

The reverse of this spell allows a caster to unlock a magical or mechanical lock. A [Lock](#) spell can be reversed at a cost of 1 spell point per 2 levels. A mechanical lock has a variable spell point cost to unlock, and the caster can spend up to their level in spell points. [Chapter 22](#) provides further details on the relationship between locks and the use of this spell. Reverse [Lock](#) is instantaneous.

Long Arrow

Range: Self **Duration:** Instantaneous **Stacking:** Stat Break

With 5 seconds of aiming, this ability allows the caster to fire an arrow a distance of up to sight. This ability does not make the damage from the arrow magical. The caster should call out “[Long Arrow](#)” followed by the opponent’s color and the arrow’s damage, for example, “*Long Arrow, Blue, 6 points*”. A [Long Arrow](#) can also be used during a [pursuit](#) with a [knockdown](#) ending it.

Mage’s Script

Range: Self **Duration:** Special **Stacking:** Base

With the use of this spell, the caster is able to write in a magical script that can only be read by another character with the use of [Read Language](#). The caster can write up to one page (8.5” x 11”) of material per casting of this spell. The writing itself is not magical and can be destroyed by mundane means.

Magnum Opus

Range: Combat

Duration: Instantaneous

Stacking: Debuff

This song will cause all targets in a 5-foot radius to take a 5 second [knockdown](#) and be cursed at -2 LI. The strain of using this song is so great that a caster may only use it once per combat.

Major Lore

Range: Self

Duration: Instantaneous

Stacking: Base

With this ability, the caster will learn all of the lore surrounding any lore target, the caster will not learn magical abilities of the target with this ability. All information provided by the following SAS will be revealed, with all stipulations of each SAS: [Battlefield Lore](#), [Heraldic Lore](#), [Legend Lore](#), [Nature Lore](#), [People Lore](#), and [Religion Lore](#). The Ability Points will not be spent if there is no lore information available.

Make Arrows

Range: Self

Duration: Game Day or until used

Stacking: Base

When used, this ability will allow the caster to make 5 mundane arrows or bolts. Each arrow will last until fired or one game day, whichever comes first.

Marching Song

Range: Melee

Duration: 1 Combat or 1 Game Day

Stacking: Modifier

This spell allows all targets to add +5 Hit Points to their totals. This spell will not stack with [Invoke](#). This spell will allow an individual to go over their max points. All damage done to the individual is applied to these temporary Hit Points first – if at the end of the spell’s duration, the loss of these additional Hit Points causes the target to fall to drop to 0 hit points, then the target will be bleeding out, this effect stacks in the Modifier group. The duration of this spell is one combat or one game day, whichever comes first. [Invoke – Hit Points](#) or [Life Enhancement](#) cannot be in effect simultaneously with [Marching Song](#) on any individual.

Master Backstab

Range: Melee

Duration: Instantaneous

Stacking: Modifier

The caster may choose to forego doing standard damage on a [Backstab](#) to instead inflict a [Killing Attack](#). The caster must fulfill all standard requirements that a [Backstab](#) entails and may use this ability a number of times per day equal to ½ their level. A [Sense I](#) will negate this and not be used against a [Master Backstab](#). Must call out when striking, “*Master Backstab – Killing Attack*”.

Master of Shadow

Range: *Special

Duration: Instantaneous

Stacking: Base

The caster has mastered the ability to control shadows. This ability grants the caster several abilities:

- The caster gains an innate +1 LI to their base to detection while in any form of concealment.
- When [Shadowshifting](#), the caster is not subject to a single shift. They may shift to additional shadows within 30 feet of their current shadow. 5 seconds must pass between shifts and each shift uses up one of the casters uses per day of [Shadowshift](#).
- While in [Shadowshift](#), the caster may use part of the shadows they are wrapped in to create a shadow servant (per [Mist servant](#)). The caster may do this a number of times per day equal to ½ their level.
- Once per day, the caster may take offensive action immediately after leaving a [Shadowshift](#).

Master Potion - Athelas

Range: Self

Duration: Game Day or until used

Stacking: Base

When a caster makes a potion of [Athelas](#), they may spend 4 additional points to add 12 points of healing in addition to the enhanced effects of the [Improved Potion II](#).

Master Thief's Poisoned Edge

Range: Touch **Duration:** Next successful weapon strike **Stacking:** Modifier

The caster may now choose to apply [Thief's Poisoned Edge](#) to 2 weapons instead of 1 or use Venom Poison instead. This ability has a 10 second cast time.

Memory

Range: Self **Duration:** Instantaneous **Stacking:** Base

When a caster uses this skill, they can remember up to 5 minutes of verbiage or 1 page of text for up to one game day. This could be used to remember information including directions, a list, a map, names, a riddle, or an answer. The caster must study the target text for at least 10 seconds or clearly hear the verbiage, and the caster must state to a GM that they are using this skill within 5 minutes of studying the text or hearing the verbiage. The caster does not have to be able to understand the text or verbiage to remember it. Dependent on GM knowledge.

Mend

Range: Touch **Duration:** Instantaneous **Stacking:** Base

This ability will mend one object that has been damaged by an in-game effect, including [Warp](#) or [Weapon Shatter](#) unless prohibited by game design or GM discretion. [Mend](#) can only be used on an object that is nonmagical, no larger than human-sized, and inanimate.

Mental Signal

Range: Self **Duration:** Game Day or until used **Stacking:** Base

With this spell, the caster designates a simple event or condition and will be informed if and when it occurs. Conditions such as *"I want to know when I am within 10 feet of the sword Doom Slayer,"* or *"I want to know when I meet someone who is disguised as the king"* are within the intent of this spell. This spell will not work for conditions such as *"I want to know if my friend is alive"* or *"I want to know if someone knows I stole something,"* nor will this spell notify the caster of the intent of another character, such as *"I want to be notified if someone is lying to me,"* or *"I want to know when someone is about to [Backstab](#) me."* The limit of this spell is GM knowledge, and the caster still loses the points it took to cast the spell even if the spell is unsuccessful. Only events that occur on the same plane as the caster can be detected with this spell. The duration is until the stated event occurs or one game day, whichever comes first.

Message

Range: Combat **Duration:** Instantaneous **Stacking:** Base

This spell allows the caster to send a private message to a target within 100' who is not involved in melee or casting a spell. The message can be up to 1 minute in length when read aloud or spoken at a normal speed. The message should be written down or whispered to a GM. The GM will then deliver the message to the recipient. The message will not be translated if the caster and the recipient do not understand each other.

Missile Protection

Range: Self **Duration:** 1 Combat **Stacking:** Modifier

This spell will provide the Magic User with 10 points of protection against damage caused by projectile missiles, throwing daggers, and rocks. This spell does not provide any protection against SAS that are represented by a beanbag, such as [Seeds of the Elements](#) or [Physical Attack](#). The duration of this spell is one combat or one game day, whichever comes first. Material component: Blue flag.

Mist Bridge

Range: Touch **Duration:** 5 minutes **Stacking:** Base

This spell will create a magical bridge across a body of water, chasm, pit, or other low obstruction. The bridge must be a straight path with solid support at each end and cannot end in midair on either end. The bridge will be 3 feet wide and up to 30 feet long and will be 1 foot above the surface if cast over the ground or water, if there is no surface below the bridge,

the caster must specify where the bridge lies. The bridge will not be affected by wind or weather but can be removed by a [Dispel Magic](#) cast at the 6th level. A [Mist Bridge](#) can only support 1 creature at a time, if a second creature attempts to cross the bridge while it is in use, they will fall through the mist, but the first creature will be unaffected.

Mist Servant

Range: Combat

Duration: 5 minutes

Stacking: Base

By casting this spell, the caster will conjure an invisible mist servant, which can perform simple physical tasks for the caster. The servant is not alive or intelligent, cannot speak, cannot fight, or protect the caster in any way, and will only follow very simple verbal instructions from the caster (GM discretion) for the duration of the spell. The servant can open unlocked chests (it cannot, however, pick locks), open unlocked doors, and lift objects up to 5 pounds per level of the caster in weight in a manner similar to the [Telekinesis](#) spell.

The servant will set off all traps, including glyphs, that it encounters or passes, the caster and the **Mist Servant** will each take ½ of the damage from any trap (round down). If the **Mist Servant** sets off a non-damaging glyph (such as Uvas) and the caster is not within the area of effect of the glyph, then the caster will not be affected. The servant cannot be healed and will disappear if it takes damage equal to the number of total Hit Points that the caster had at the time of casting. The servant can only be controlled by the caster who cast the spell and cannot go further than 50 feet from the caster.

Move Without Tracks

Range: Self

Duration: 5 minutes/level

Stacking: Base

This ability allows the caster to move in such a way as to leave no discernible tracks, which will conceal their passage from a character using [Tracking](#). This ability only affects the caster, any other character traveling with their will still leave a visible trail.

Mute (Pool)

Range: Combat

Duration: 5 minutes

Stacking: Base

With this spell, the caster can prevent the target from making any sounds with their mouth or throat, which will prevent the target from casting, talking, and similar actions. The creature can still make noises with their body as normal, such as clapping, and can call damage in combat because calling damage is a game mechanic. This is an LI and Pool spell.

Natural Predator

Range: Self

Duration: Permanent

Stacking: Base

The caster may imbue the weapons held in their hands with an exotic material or elemental damage type. The weapons revert to normal when the caster releases them. Examples include *Silver*, *Cold-Iron*, *Gold*, *Fire*, *Ice*, *Lightning*, or *Earth*. The caster may change the type at will, but 5 seconds must pass between each use.

Nature Lore

Range: Self

Duration: Instantaneous

Stacking: Base

With this ability, the caster can learn the lore surrounding any famous person, location, animal, event, or legend that relates to a natural place (subject to GM knowledge and discretion). [Nature Lore](#) will provide information regarding the legends and history surrounding the target but will not identify the target's magical abilities. *If there is no [Nature Lore](#) available then the caster does not spend any ability points.

Natures Ally Token

Range: Combat

Duration: Instantaneous

Stacking: Base

The caster may designate a "Pack" by giving a token to other characters at the beginning of each game day. The caster may only have enough tokens equal to ½ their level in existence at any 1 time. The "Pack" consists of the caster (caster does not need a token for himself) and anyone in possession of one of their tokens. Anytime the caster casts a Pack spell (designated in spell name), the entire pack is affected (or not affected in the case of Nature's grasp). When casting a Pack spell, the caster should first call "Pack" to let their pack mates know they need to pay attention to the spell being cast. The tokens

should be distinctive and be roughly fist size. The GM may demand the pack mates show their token at any time to adjudicate Pack spells. Max 50-foot range.

Natures Grasp (Pack)

Range: Combat **Duration:** Instantaneous **Stacking:** Modifier

This spell causes a 5-foot radius area around the target to spring forth spiked vines that **Snare** anyone in the area. The caster and their pack mates are immune to this spell. Targets affected are **Rooted** in place for 15 seconds and take damage equal to 3 x caster Level. A **Strength IV** counters the **root** effect, but not the damage. Example: *“Pack, Target, Nature’s Grasp, Root 15 seconds, damage 30 points.”*

Nerve Strike

Range: Melee **Duration:** Instantaneous **Stacking:** Modifier

The caster can strike a target’s vulnerable nerve clusters to cause a **Nerve Strike**, the target will take a 10-second **Knockdown**, plus 12 points of damage in addition to the caster base damage. The caster must call out *“Nerve Strike, X points, 10-second Knockdown”* after a successful weapon strike to the target for the ability to work. If the weapon strike is countered by the use of **Dodge Blow** or **Evade**, the Ability Points will still be expended. 5 seconds must pass before the caster can use another SAS or magic item. This ability requires no casting time.

Net

Range: Combat **Duration:** Instantaneous **Stacking:** Base

The caster throws a heavy net at a target preventing the target from running. If the target is hit anywhere on their person or gear, the target is **rooted** for 5 secs. A caster may not have more than ½ their level of bean bags on themselves at any one time and each use of this ability creates 2 bean bags. Material component: a green bean bag.

Neutralize Disease

Range: Touch **Duration:** Instantaneous **Stacking:** Base

This spell cures the target of all magical, non-magical, and supernatural diseases on a single target unless otherwise specified by game design. It does not restore lost Hit Points but does prevent further loss or disability from all neutralized diseases.

Neutralize Magical or Supernatural Disease

Range: Touch **Duration:** Instantaneous **Stacking:** Base

This ability cures the target of all magical and supernatural diseases on a single target unless otherwise specified by game design. It does not restore lost Hit Points but does prevent further loss or disability from all neutralized diseases.

Neutralize Non-Magical Disease

Range: Touch **Duration:** Instantaneous **Stacking:** Base

This ability cures the target of all non-magical diseases on a single target unless otherwise specified by game design. It does not restore lost Hit Points but does prevent further loss or disability from all neutralized diseases.

Neutralize Non-Magical Disease Potion

Range: Touch **Duration:** Game Day or until used **Stacking:** Base

The caster can brew a potion that will cure the target of all non-magical diseases on a single target unless otherwise specified by game design. This potion does not restore lost Hit Points but does prevent further loss or disability from all neutralized diseases. Material Component: Potion rep.

Neutralize Poison

Range: Touch

Duration: Game Day or until used

Stacking: Base

The caster can brew a potion that will neutralize all magical and non-magical poisons within the target except [Red Death](#) unless otherwise specified by game design. This potion does not restore lost hit points, but it does prevent further loss or disability from all neutralized poisons. Material Component: Potion rep.

No Defense Arrow

Range: Combat

Duration: Instantaneous

Stacking: Base

With 10 seconds of aiming, this ability allows the caster to fire an arrow that will cause damage independent of any defense. The amount of damage caused by the arrow is equal to the caster level, with no other modifications allowed. The arrow will bypass mundane or magical armor, armor-related spells, and any other item or object that reduces damage, the target will take full damage from the arrow. This ability will penetrate [Concentration](#). If the arrow is countered by [Evade](#), the ability is still used, and the points are expended. This ability cannot be stacked with any other effect. A critical arrow may be used in conjunction with a [No Defense Arrow](#) to bypass a shield, although no extra damage will be caused by the critical arrow.

No Defense Blow

Range: Melee

Duration: Instantaneous

Stacking: Base

With this ability, the caster can perform a weapon strike that will cause damage independent of any defense. The amount of damage caused by the blow is equal to the caster level, with no other modifications allowed. The strike will bypass mundane or magical armor, armor-related spells, and any other item or object that reduces damage, the target will take full damage from the blow. This ability will penetrate [Concentration](#). The blow must be called out immediately following what the Knight believes is a successful weapon strike. If the weapon strike is not successful or is countered by [Dodge Blow](#) or [Evade](#), the ability is still used, and the points are expended. 5 seconds must pass before the use of another skill, ability, or spell. This ability cannot be stacked with any other effect and requires no casting time.

No Defense Dagger

Range: Combat

Duration: Game Day or until used

Stacking: Base

The caster imbues two of their daggers with the essence of the shadows. This ability allows the caster next throw with those daggers to cause damage independent of any defense. The amount of damage caused by the dagger is equal to the caster level, with no other modifications allowed. The dagger will bypass mundane or magical armor, armor-related spells, and any other item or object that reduces damage, the target will take full damage from the dagger. This ability will penetrate [Concentration](#). If the dagger is countered by [Evade](#) the ability is still used, and the dagger is expended. This ability cannot be stacked with any other effect. The caster may only have two daggers modified by *No Defense Dagger* on them at any one time, and only the caster may use the *No Defense Dagger*. The caster may only use this ability a number of times per day equal to half their level. The dagger must hit either a body or a limb to be effective.

Nullify LI Drain

Range: Touch

Duration: Permanent

Stacking: Base

When the caster uses this ability, they may counter any single LI drain from any source.

Nullify Life Point Drain from Supernatural Creature

Range: Touch

Duration: Instantaneous

Stacking: Base

The caster can nullify a life point drain caused by a supernatural creature (such as an undead, lycanthrope, or demon) to themselves or another. The target will regain all Hit Points lost in the drain but will not regain Hit Points lost from [Life Spark](#) or [Raise Dead](#).

Numbing Blow

Range: Melee

Duration: 1-minute

Stacking: Base

When the caster uses this ability in conjunction with a melee strike to a target's limb, they will cause the limb to go completely numb for a period of one minute, the affected limb cannot be used for the duration of the ability, but no damage is caused to the affected limb. The blow must be called out as "[Numbing Blow](#)", followed by a level of effect, immediately following a successful weapon strike, if the caster fails to call out the level of effect then the [Numbing Blow](#) will not work. This ability will penetrate [Concentration](#). If the weapon strike is unsuccessful, lands on the target's torso or shield, or is avoided by [Dodge Blow](#) or [Evade](#), the ability is still used, and the points are expended. 5 seconds must pass before the use of another SAS or magic item. This is an LI ability. This ability requires no casting time.

Obscure Class

Range: Self

Duration: 5 minutes/level

Stacking: Base

With this skill, the caster can obscure their class from someone using the [Know Class](#) skill. The caster must select an alternative class to be projected by this skill, this choice will remain in effect for the duration of the skill.

On the Hunt (Pack)

Range: Combat

Duration: 1 combat or 1 game day

Stacking: Modifier

When the caster casts this spell it will imbue all pack members' weapons with an exotic material or elemental damage type. Examples include *Silver, Cold-Iron, Gold, Fire, Ice, Lightning, or Earth*. The exotic material or element is chosen by the caster at the time of casting and must be the same for each member of the pack. A pack member may dismiss the spell on themselves at any time and it only affects the caster, not the entire pack. In addition, the pack gains +2 damage at 6th level and +3 damage at 9th level. Example cast: "*Pack, On the Hunt, Silver, +2*"

On Your Feet

Range: Touch

Duration: Instantaneous

Stacking: Base

The caster may use this skill on another character who is currently suffering a [Knockdown](#). That character's [Knockdown](#) immediately ends, no matter its source or duration.

On Your Feet II

Range: Touch

Duration: Instantaneous

Stacking: Base

When the caster uses [On Your Feet](#), they may choose to have the skill affect all friendly creatures within 5 feet of the target. The [Knockdown](#) on all of those Creatures immediately ends, regardless of their source or duration. This counts against the caster uses of [On Your Feet](#).

Opportunist

Range: Self

Duration: Instantaneous

Stacking: Stat Break

The caster deals additional damage to a disabled opponent (any opponent currently affected by a [knockdown](#), [root](#), [Crash Time](#), or paralysis.) This bonus is equal to ½ the caster level (rounded down). This applies to hand-held melee and thrown weapon damage only.

Orders Weapon I

Range: Self

Duration: Permanent

Stacking: Base

The caster blade from their order grants the following magical abilities when held. A Paladin (Good alignment) will do Holy damage, a Blackguard (Evil) will do profane damage. A caster with a neutral alignment must choose either Holy or Profane at the beginning of the day and this choice may not be changed until a new game day or their alignment changes:

- Sword does Holy/Profane damage at will

Orders Weapon II

Range: Self

Duration: Permanent

Stacking: Base

The caster blade from their order grants the following magical abilities when held:

- The Knights blade will glow in the presence of the opposite alignment when it comes within 50 feet.

Orders Weapon III

Range: Self

Duration: Permanent

Stacking: Base

The caster blade from their order grants the following magical abilities when held:

- +1 LI, both incoming and outgoing, vs their opposite alignment.

Pact Burst

Range: Melee

Duration: Instantaneous

Stacking: Modifier

This ability causes a ball of elemental energy to appear in an area surrounding a creature struck in melee combat by the caster. The type must be one of the caster elemental pact types. All targets within the area of effect, except the caster, will take +2 points of damage per level of the caster, and will also take a 5-second [Knockdown](#). Damage caused by this ability is added to the caster base hand-held damage, including the magic weapon, but not any additional spells on them. This ability is a pre-cast and can only be delivered with a successful strike with a hand-held melee weapon. The elemental type is chosen from their pacts at the time of delivery.

Pain Strike

Range: Combat

Duration: 1 Combat

Stacking: Debuff

For every 2 spell points expended by the caster, this spell causes the target creature to subtract 1 point of damage from all melee, thrown, and propelled attacks. The caster may expend up to their level in spell points. This spell should be called out as "[Pain Strike](#), minus *X* points to damage". A [Resist Pain](#) will counteract the effects of this spell if it is used as an immediate counter or if a character has the ability already in effect. This spell is not LI.

Penetrating Arrow

Range: Self

Duration: Instantaneous

Stacking: Modifier

By use of this ability, the caster can fire an arrow that will firmly penetrate stone, wood, or any other dense substance, firmly anchoring the arrow 2 inches into the substance, only inanimate objects can be used as anchor points. If the caster role-plays tying a rope to the arrow before it is fired, the resulting rope will be anchored solidly enough to allow one person at a time to cross.

Penitent Strike: No Defense

Range: Melee

Duration: Instantaneous

Stacking: Base

With this ability, the caster can perform a weapon strike that will cause damage independent of any defense with a 5-second [knockdown](#). The amount of damage caused by the blow is equal to the caster level, with no other modifications allowed. The strike will bypass mundane or magical armor, armor-related spells, and any other item or object that reduces damage, the target will take full damage from the blow. This ability will penetrate [Concentration](#). The blow must be called out immediately following what the caster believes is a successful weapon strike. If the weapon strike is not successful or is countered by [Dodge Blow](#) or [Evade](#), the ability is still used, and the points are expended. 5 seconds must pass before the use of another skill, ability, or spell. This ability cannot be stacked with any other effect and requires no casting time

People Lore

Range: Self

Duration: Instantaneous

Stacking: Base

With this skill, the caster will learn information about a noteworthy person, group, or organization (subject to GM knowledge and discretion). This skill can also be used in reverse to identify the person, group, or organization that is associated with information already known by the caster. If there is no [People Lore](#) available, then the caster will not expend one of their uses.

Perceive Illusion

Range: Self

Duration: 5 minutes/level

Stacking: Base

This ability allows the caster to see through illusions. This ability will not dispel the illusions, it will only allow the caster to see through them. The area of effect is a path that is 10 feet wide by 30 feet long by 10 feet in height that may be moved.

Perceive Illusionary Terrain

Range: Self

Duration: 10 minutes

Stacking: Base

This ability allows the caster to see through illusions that change the appearance of the land, such as an illusory bog that is actually a chasm. This ability will not dispel the illusions, it will only allow the caster to see through them. The area of effect is a path that is 10 feet wide by 30 feet long by 10 feet in height that may be moved.

Personal Augury

Range: Self

Duration: Instantaneous

Stacking: Base

This ability allows the caster to communicate with the energies of the universe to divine information regarding actions that they and their team might take. One question, consisting of up to 15 words, can be asked. The caster will receive an answer of up to 15 words, the results of this ability are based on GM discretion. A caster may only use this ability once per day, regardless of its source.

Petrify (Pool)

Range: Combat

Duration: 1-minute

Stacking: Base

This spell allows the caster to turn single target and their non-magical possessions into stone, for the duration of the spell, the target will detect as magic. While petrified, the target cannot be affected by any non-damaging spell, including [Rock to Mud](#), [Limb Sever](#), [Throat Slit](#), and cannot be healed. If the target is poisoned or has some form of continuing damage, such as a disease or curse, then the poison or continuing damage will effectively be frozen until the end of the spell's duration or until the target is turned back into flesh. While the target is stone, they will take only one point of damage from any attack other than [No Defense](#), against which they will take full damage.

The effects of this spell may be dispelled with a [Dispel Magic](#) spell. When the [Petrify](#) spell ends, either by running the full duration or being dispelled, the target will take 10 points of [No Defense](#) damage. A reverse [Petrify](#) will reverse the effects without causing any damage to the target. This is an LI and Pool spell.

Phase 2 Out

Range: Touch

Duration: Special

Stacking: Base

With this spell, the caster and one other willing, bound, unconscious, or dead person can [Phase Out](#). All restrictions of [Phase Out](#) will apply to both targets. This spell has an instantaneous casting time. Both people affected by the spell are considered to have the spell on an individual basis and can consequently have the effect dispelled on an individual basis. The [Phase Out](#) spell can be dispelled individually by another caster with a [Dispel Magic](#) of the appropriate level or by the caster himself by casting the spell [Phase Out](#) again. Material component: 2 White flags. The consent rule applies to the person the spell is cast on. Two creatures in phased out state are on the same plane and can interact with each other normally.

Phase Out

Range: Self

Duration: 5 minutes

Stacking: Base

This spell causes the caster, and everything in their possession, to [Phase Out](#) of the material plane. If the caster is restrained by manacles or other bonds when they phase out, they will escape them. This spell is activated by saying the words "[Phase Out](#)" and requires no other incantation. If the caster is unable to say, "[Phase Out](#)" (for example, if they are gagged or paralyzed), they are unable to cast this spell.

While in [Phase Out](#), the caster cannot physically interact with any other environment, therefore, they cannot open doors, hold doors open, pick up an object, or perform other similar actions. The caster can, however, walk, run, and talk to people

who are not in a phased-out state. While in [Phase Out](#), the caster cannot be the target of an attack or spell other than [Dispel Magic](#) by non-phased out creatures or by attempting to cross a [Fire/Ice/Lightning Wall](#). However, if the caster has an ongoing damaging effect or spell (such as a Pyro glyph or venom poison), they will continue to take damage in the phased-out condition.

While phased out, the caster can only perform actions that they could normally do without taking damage in a non-phased out the condition, for example, they will not gain the ability to walk across water, swim through lava or acid, walk through walls, or float through space. Traps and glyphs may not be circumvented by this spell. This spell does not render the caster invisible, and if struck with a physical object they must declare “passed through”. Two creatures in a phased-out state are on the same plane and can interact with each other normally.

The [Phase Out](#) spell can be dispelled by another caster with a [Dispel Magic](#) of the appropriate level or by the caster himself by casting the spell [Phase Out](#) again. It is not possible to surround someone who is in [Phase Out](#) in order to prevent him from leaving an area.

When the caster phases back in, either by waiting for the 5-minute duration of the spell or having the spell dispelled, they will be unable to use SAS, activate magic items, or engage in anything but defensive combat for 5 seconds. Defensive combat means that the caster cannot cause damage in melee.

Unless physically prohibited from having the material component of this spell in their hand (for example, by being tied up or restrained), the flag must be in the caster’s hand to cast this spell. Material component: White flag.

Phylactery: Autoinjection

Range: Self

Duration: game day or until used

Stacking: Base

The caster phylactery now allows him to store 2 potions in their phylactery which will auto-activate upon certain conditions. These potions are in addition to any that may be stored for use by [Phylactery: Injection](#). These two potions must be independently designated to activate on either bleeding out or death of the alchemist. Designate them as potion 1 and potion 2. If both potions would activate, then potion 2 activates 5 seconds after potion 1. These cannot be consciously activated by the caster.

Phylactery: Death Commitment

Range: Self

Duration: Special

Stacking: Base

This ability allows the caster to hold off death for a period of 5 minutes or the end of the current combat, whichever comes later. To activate this ability, it must be called out loudly, the following effects will immediately occur:

- All previous damage to the caster is instantly healed, including any from [Killing Attack](#).
- The caster Hit Points are doubled.
- All damage taken by the caster during this ability is applied to their torso, regardless of where the blow actually lands.
- Healing of any form will have no effect on the caster for the duration of this ability, including healing that comes from autoactivated items.
- The caster is unable to use [Death Commitment](#) again until the full duration of the first one has elapsed.

The [Death Commitment](#) will end in one of two ways: 1) the caster takes more than twice their base Hit Points in damage, and they immediately begin to bleed out, 2) the duration of the ability elapses, and the caster Hit Points revert to normal. If the loss of the additional Hit Points results in the bleeding out of the caster, then the caster should drop down and begin the 5-minute count. This ability requires no casting time.

Phylactery: Death Feint

Range: Self

Duration: 5 minutes

Stacking: Base

The caster has started experimenting with the effects of drugs and chemicals, as such they are now able to carry a device, known as a phylactery, which can inject the chemicals into their system. The caster can now trigger their phylactery to cause a near-death state. This will cause the caster to fall into a [Death Feint](#). All restrictions of [Death Feint](#) apply.

Phylactery: Immunity to Poison

Range: Self

Duration: 5 minutes or 1 Combat

Stacking: Base

By using this ability, the caster will be immune to any poison including [Red Death](#) and [Kill Dagger](#) poison for 5 minutes or until the end of the current combat, whichever is longer. If the caster is the target of a Toxin Poison while under the effects of this ability, they will take no damage from the attack (either the poison or the weapon strike that delivers it). Additionally, any existing poisons in the caster system are neutralized. This ability can be used as an immediate counter and requires no casting time.

Phylactery: Injection

Range: Self

Duration: game day or until used

Stacking: Base

The caster phylactery now allows him to auto-imbibe potions that have been loaded into the phylactery. By expending 5 ability points, the caster can now prepare up to 2 potions and store them in their phylactery. A phylactery may only store 2 potions at any one time. Any potions to be stored are consumed when the phylactery is prepared. However, the effects of the potions are delayed until the caster chooses to activate them. This activation is instantaneous. 5 seconds must pass in between potion activations. The caster can use the prepared potions even if their limbs are disabled and/or are bound. Placing a magical potion into the phylactery will cause it to radiate magic at this point.

Phylactery: Life Support

Range: Self

Duration: Instantaneous

Stacking: Base

This ability is automatically used whenever the caster reaches zero Hit Points and will heal the caster for 9 points, restoring consciousness. Once activated, this ability will take 10 seconds to heal the caster, who may choose where in their body the healing will occur. [Life Support](#) will not heal a throat slit because throat slits cause an undefined amount of damage. [Life Support](#) may not be used to restore a caster who died from the effects of [Death Commitment](#) and can only be used if the caster has at least 8 Ability Points available.

Phylactery: Regenerate

Range: Self

Duration: Game Day or until used

Stacking: Base

This ability allows the caster phylactery to Regenerate damage that has been dealt to the caster. The caster must spend 9 Ability Points to charge the phylactery. The maximum amount of damage that the caster can Regenerate is equal to 4 times their level per casting. To Regenerate, the target must rest for 1 full minute outside of all combat, all SAS in effect with a duration of 1 combat will go down when the caster regenerates damage. If the caster is bleeding out and out of combat, then the phylactery will automatically begin using the Regenerate healing in increments of 2 points every 10 seconds until the caster becomes conscious or it runs out of available healing. The caster may use the Regenerate healing in any increment until the maximum amount of regeneration has been reached. The duration of this spell is one game day or until all of the regeneration has been used.

Physical Attack

Range: Combat

Duration: Instantaneous

Stacking: Modifier

This ability represents a significant martial arts attack delivered by hand, fist, or foot, and is represented by a thrown purple bean bag. The bean bag must be thrown at the target from a distance of 10 feet or less, and the caster may not hold any weapon in the hand that is delivering the [Physical Attack](#) [Note: Throwing the bean bag is considered to be a mechanic of the ability and can still be performed by a character with no arms]. The caster must call "[Physical Attack](#)" and the total damage of the attack when the bean bag strikes the target. Each [Physical Attack](#) does 2 points of damage for each ability point expended; the caster may spend up to their level in ability points. This ability stacks as a modifier, and the caster base hand-held damage only is added to the damage of the bean bag.

[Physical Attack](#) functions like a weapon strike in terms of armor or protection but may not be blocked by a shield or parried by weapons. If a [Physical Attack](#) contacts any part of a character or their worn possessions, including their shield or weapon, the [Physical Attack](#) is considered to be successful and will cause damage. Damage from a [Physical Attack](#) is considered to be normal melee damage. If the bean bag hits a limb, weapon, or shield and the damage is greater than the Hit Points remaining in the limb, any additional damage is ignored. If the use of [Physical Attack](#) triggers a [Physical](#)

[Protection](#) or [Earth Slap](#), the caster will take the spell's damage to the limb that threw the bean bag, with any remaining damage being applied to the torso. If the bean bag misses the target, or if the ability is countered by the use of [Dodge Blow](#) or [Evade](#), the Ability Points will still be expended. 5 seconds must pass before the caster can use another SAS or magic item. This ability requires no casting time. Material component: Purple bean bag.

Physical Protection

Range: Self

Duration: 5 minutes/level

Stacking: Base

This spell creates a field around the caster that will cause damage to the first creature that contacts the caster with the intent to do harm. [Physical Protection](#) causes 2 points of [No Defense](#) damage per level of the caster, which is applied first to the attacking limb(s) and then to the torso.

If the caster physically attacks someone, they will take ½ of the damage from the field and their opponent will not be damaged by the field, the [Physical Protection](#) will be expended. The caster may still engage in non-offensive physical contact, such as healing or binding wounds, also, accidentally bumping into someone is not considered to be offensive contact.

The damage caused by this spell cannot be avoided by [Evade](#) or [Dodge Blow](#) and cannot be affected by [Spell Absorption](#) or [Spell Negation](#). [Physical Protection](#) will remain in effect until someone is damaged by it or until the full duration of the spell has elapsed. The field is not dispelled when the caster falls asleep, becomes unconscious, or dies. Material component: Red flag.

Pick Locks

Range: Touch

Duration: Special

Stacking: Base

This skill provides the caster with the ability to pick a lock and allows the caster to accurately gauge the LI and Hit Points of a lock by inspecting it. A caster must have an IFGS lock pick, which must comply with the guidelines in [Chapter 21](#), and they may carry as many lock picks as they wish. A caster may attempt to pick a particular lock a number of times equal to their level, except for a 1st level caster who can make 2 attempts on a lock, the caster must start at the beginning of the lock with each new attempt. Material component: Lock pick.

Pinning Shot

Range: Self

Duration: Instantaneous

Stacking: Modifier

The caster uses a critical arrow to strike the target with extreme force in the target's leg causing the target to be pinned to the ground where the target stands. The critical arrow damage will be applied to one of the target's legs. If the target has no limbs (i.e., a beholder or similar creature), the damage will be applied to the target's torso. In addition to normal critical arrow damage, the target suffers a 15-second [root](#) after any [knockdown](#). A target can activate [Strength III](#) as an immediate counter to [Pinning Shot](#) to eliminate the [root](#) but will still take the critical arrow damage.

Plant Attack (Pool)

Range: Combat

Duration: 5 minutes

Stacking: Base

When this spell is cast, plants will animate and grow to entangle and damage the target. The target will take 2 points of damage to their torso per level of the caster and may also become entangled and immobilized. The entangling portion of this spell is LI, if the target is affected, they will be unable to cast spells, activate items, or fight. An unaffected creature may free the entangled target by chopping at the plants with a weapon for 15 seconds. Once freed, the target can fight only defensively for the next 5 seconds while they role-play disentangling themselves. The caster must expend their level in spell points and must call out the appropriate damage and level of effect, for example, a 6th level caster would call out "[Plant Attack](#), 6th level, 12 points of damage" for a cost of 6 spell points.

Plant Seek

Range: Combat

Duration: Var.

Stacking: Var.

This ability allows the caster to find one of the plants listed below. These plants can be found in any season in both outdoor and indoor environments, but do not occur naturally. The caster must specify which type of plant they are looking for and

will only find enough of that plant to affect 1 creature one time. Once found, the plant will maintain its potency for the rest of the game day or until used, whichever comes first, the plant, once obtained by the caster, can be used by any creature. It will take 5 seconds to utilize the plant.

- **Duck Back:** When the leaves of this plant are rubbed on a creature's body, all liquids will roll off the creature for 1 hour (including water, acid, and oil) and will cause no damage to the creature. This does not prevent potions from delivering their effects. This does not protect a creature if they are submerged in a liquid or [Naptha](#).
- **Battle Weed:** Eating this weed will increase a creature's damage per weapon strike by 2 and will provide them with an additional 2 points of armor. The effects will last for the next combat or one game day, whichever comes first. Stacking: Modifier.
- **Motherwort:** Eating this plant will allow a creature to see clearly in reduced light such as that found in a dark room, at night, or underground. This ability will last for 30 minutes.
- **Resin:** This plant exudes a resin that, when rubbed on the hands, will provide a creature with some protection against [Dropsy](#) and [Disarm](#). The creature must rub the resin on their hands and then firmly grasp an object or objects, the affixed objects will be unaffected by the first [Dropsy](#) or [Disarm](#) used against the creature. Because each hand is protected separately, when a [Disarm](#) is used against one hand the other will remain protected, [Dropsy](#), however, will remove the protection from both hands. If the user is wearing gloves when the resin is applied, the effect still works with respect to the next held objects, but if the gloves are removed the effect will end immediately. The affected objects will remain affixed to the creature's hands until the protection has been removed by a [Dropsy](#) or [Disarm](#), the creature releases the affixed objects voluntarily, or the end of the game day, whichever comes first.
- **Sponge:** When this plant is eaten it will allow a creature to breathe (safely) in areas with little or no oxygen, including areas that are underwater or full of noxious or poison gases. This ability will last for 30 minutes.
- **Vervain:** Eating this plant will protect a creature from [Enthrall](#) and all [Enthrall](#)-related spells or abilities for a duration of 1 hour.

Plate Mail

Range: Self

Duration: Permanent

Stacking: Base

The Knight receives a suit of plate mail from their order. If a Knight's plate mail is lost or destroyed, it will be replaced by the Knight's order between games. If a Knight finds a suit of armor that is preferable to the plate mail, they can take the new armor to the order between games and have it blessed by the order in exchange for the return of the plate mail. A Knight may only use this armor or an order-blessed suit of armor.

Poison Limpet

Range: Combat

Duration: Instantaneous

Stacking: Base

When this ability is used, the caster places a mine, represented by a yellow flag. The mine deals 3 points of toxin poison damage per level of the caster and causes a 5-second [knockdown](#) to anyone within a 5-foot radius at the time of detonation. The caster must place the limpet on the ground to activate it and they must be within 50 feet to detonate the mine. Example: "*Poison Limpet, targets, 27 points toxin poison, 5-second knockdown*". Material Component: Yellow Flag.

Polymorph (Pool)

Range: Combat

Duration: 1-minute

Stacking: Base

By using this spell, a caster can turn the target into a humanoid version of one of the land-based animals listed below. The size of the target will not change, for example, a caster cannot reduce the size of the target in order to avoid a barrier. The affected target is not able to use SAS, activate magic items, or fight, but can run away under any restrictions of the animal type. The target can still use magic items that do not require activation, such as a standard +1 ring of protection. No other

statistics, including hit points, spell points, and damage, are altered and the target does not gain any abilities from the animal's form. The target will not be able to understand or speak the animal's language.

- Large tortoise - must move very slowly
- Seal - must move very slowly
- Deer - can move at normal speed
- Large toad - can move at normal speed

The target and all of their possessions are changed into the new form. The target should role-play the nature of the animal, but still has the mind of a human rather than that of the animal. The target can still understand languages normally but can only make animal noises. This is an LI and Pool spell. Material component: Green flag.

Potion Arrow

Range: Touch

Duration: Game Day or until used

Stacking: Base

The caster may create a number of arrows that will deliver potion effects via their bow. He may prepare 1 arrow for every 2 Ability Points spent. Preparing an arrow consumes the alchemical potion the arrow will be delivering. Thus preparing 3 arrows requires 3 potions, one for each arrow. The target struck by the potion arrow becomes the target of the potion effect. A potion arrow may be loaded with any vial of acid, enhanced acid, alchemical potion or thrown alchemical potion created by the caster. If the potion would normally deal damage, then the arrow's damage is replaced by the potion damage or thrown acid damage if an acid vial is loaded. If the potion normally deals thrown + damage, then the alchemist may choose to change this to archery + damage instead. Damage bonuses from magical bows or arrows stack normally. Acid loaded in an arrow may NOT be affected by [Acid Burst](#). Firing a Potion Arrow requires 10 seconds of aiming and has its range limited to combat, due to the extra weight of the potion. This range may not be increased using [Long Arrow](#). The caster may have up to ½ their level of arrows prepared at any given time.

Precognition

Range: Self

Duration: Instantaneous

Stacking: Base

This ability will provide the caster with information regarding the general nature of the immediate future. They will receive a picture in their mind (by GM description) of the next encounter in the game. The caster will be informed of how many people or creatures are in the encounter, how they are dressed, what weapons they carry, and other visual details. They will not be informed of the intent of the people that they see and will not know whether they mean to attack or be friendly. This spell is governed by GM discretion. This ability may yield unreliable information in a world game where non-player and player characters are free to roam and encounter whatever they choose.

Prey of Choice I

Range: Self

Duration: Instantaneous

Stacking: Base

The caster has had more experience in hunting one specific type or race of creature. They may choose 1 type from the following: *Elf/Fae, Orc/Goblinoid, Human, Giant, Dragon, Undead, Lycanthrope/Shapeshifter, Infernal, Celestial, Dwarf, Natural Creatures, and Monstrous Humanoid*. This choice is permanent and should be recorded on your character sheet. The caster will recognize a non-disguised creature of that type (per GM's discretion) and will be at considered +1 level (Damage or LI) while using an SAS on an arrow and targeting a target of the chosen type.

Prey of Choice II

Range: Self

Duration: Instantaneous

Stacking: Base

The caster has expanded their repertoire of common hunts. Chose a second type from the following: *Elf/Fae, Orc/Goblinoid, Human, Giant, Dragon, Undead, Lycanthrope/Shapeshifter, Infernal, Celestial, Dwarf, Natural Creatures, and Monstrous Humanoid*. This is permanent and should be noted on your character sheet.

Protected Ally

Range: Combat **Duration:** Game Day or until used **Stacking:** Base

At the time of casting the caster may designate a number of targets (up to ½ their level) to be immune to the caster's Area of Effect spells for 1 combat. The targets are protected from both spells cast and items used by the caster. Other sources will affect the targets normally. The caster needs to designate the protected individuals to receive the [Protected Ally](#) at the beginning of the day. The [Protected Ally](#) may be withdrawn by the caster at any time.

Provide Shelter

Range: Melee **Duration:** 10 minutes/level **Stacking:** Base

The caster can create a stationary protective dome that will protect the inhabitants from in-game severe temperature or wind speed, this ability does not protect against [Gale](#) or [Dust Storm](#).

Purify

Range: Touch **Duration:** Instantaneous **Stacking:** Base

This spell will neutralize all diseases and poisons, including [Red Death](#). This spell will also remove 1 known curse up to 2 levels above the caster level unless otherwise specified by game design and will heal the target for 10 points.

Quarry I

Range: Self **Duration:** Game Day or until used **Stacking:** Base

The caster marks their chosen prey for the hunt giving their bonuses to following and dispatching the target. The caster may only have one quarry marked at any one time, and the caster must be able to see the target of the [Quarry](#). A caster can mark a target as their [Quarry](#) if they see the target via magical or supernatural ways such as a [Melange dream](#) or by game design. Once marked, the caster may not move the mark or recast the mark to another target until the caster has captured the target (GM's discretion on when that is fulfilled) or until the end of Game Day whichever comes first. The caster can cast [Quarry](#) a number of times equal to ½ their level per day and expends no points. At level 6, the caster is at +1 LI vs Conceal or +2 if the target of [Quarry](#) is a type selected by the Hunter's [Prey of Choice](#) and gets [Nature Lore](#) (if available) on the target of [Quarry](#).

Quarry II

Range: Self **Duration:** Instantaneous **Stacking:** Modifier

In addition to benefits listed on earlier levels, any critical arrow shot by the caster will cause the marked target to be [rooted](#) for 5 secs. This skill is a base of the character class and may not be placed in a magic item.

Quarry III

Range: Self **Duration:** Instantaneous **Stacking:** Modifier

In addition to benefits listed on earlier levels, the caster is considered at -2 levels of encumbrance against a target marked with [Quarry](#) when the [Pursuit Rule](#) is used. This skill is a base of the character class and may not be placed in a magic item.

Quarry IV

Range: Self **Duration:** Instantaneous **Stacking:** Modifier

The caster does not let anything stand between their and their prey. While moving towards their marked target, a caster gains the effect of [Walk on Liquids](#) if the liquid in question is between their and their marked target and the marked target is within 60 feet. Additionally, a caster may use [Speed](#) once per quarry. However, a caster may not use [Speed](#) and [Walk on Liquids](#) at the same time.

Quarry V

Range: Self

Duration: Instantaneous

Stacking: Base

If an enemy manages to land a potentially fatal blow to the caster while in sight of their marked target, the caster sheer hatred and will to finish the hunt keeps their alive. Once per day only, if a caster was to be killed while in eyesight of the marked target, they instead gain the effect of [Life Support](#).

Raise Dead

Range: Touch

Duration: Instantaneous

Stacking: Base/Debuff

This spell will allow the caster to raise a character who has died and return him to 1 hit point. The target will lose ½ of their level (rounded up) in permanent hit points, which will be deducted from their Hit Points and will be at -2 versus all LI effects for the remainder of the game day. The character will be raised at the same level, the number of spell or ability points, and the number of experience points as before they died. This spell has no effect on undead or animated body. If this spell is read from a scroll, all the above strictures still apply.

Ranged Backstab

Range: Combat

Duration: Instantaneous

Stacking: Modifier

The caster has perfected throwing daggers to the point that they can ricochet a dagger to damage their target in the back. The caster can throw a single grey bean bag and strike the target in the back and inflict damage. The bean bag will do double normal thrown damage plus any existing buffs. The caster should call out "*Ranged Backstab, X damage*" on the person hit. This strike may not be avoided by a [Dodge Blow](#), but [Sense I](#) will work. A caster may use this ability a number of times per day equal to ½ their level. Material Component: grey bean bag

Ranged Heal

Range: Combat

Duration: Instantaneous

Stacking: Base

With this spell, the caster can heal from a distance. The target is healed for 2 Hit Points per spell point expended, and the caster may spend up to their level in spell points. This spell is not reversible, and the target does not have to give consent to receive healing.

Rangers Herb - Knockout Poison

Range: Touch

Duration: Game Day or until used

Stacking: Modifier

A caster can refine various herbs into an oil that can coat 1 arrow or 2 thrown weapons. This concoction is delivered via contact by a successful weapon attack. The caster must call "*Knockout Poison*" along with normal damage. 15 secs after being damaged, the target will feel groggy and tired. 1 minute after being damaged, the target will fall into a coma that will last for 4 hours. This poison can be neutralized with a [Freeze Poison](#), [Neutralize Poison](#), [Stasis](#), [Purify](#), [Cleanse](#), [Earth Healing](#) and [Flower of Avalon - Black](#). The coma can also be dispelled using a [Flower of Avalon -White](#).

Read Language

Range: Self

Duration: 5 minutes/level

Stacking: Base

With this spell, the caster is able to read one unknown written language (mundane or magical), including [Mage's Script](#). This spell will not decipher codes in any given language, it only makes the language readable.

Recharge Wand

Range: Touch

Duration: Special

Stacking: NA

This spell allows a caster to recharge their [Wand of Branding](#). The cost to recharge the wand is 1 spell point and 25 gold per 2 levels. The wand may not be charged beyond its natural maximum and these charges expire at the end of the game day.

Reconnoiter

Range: Self

Duration: Var.

Stacking: Base

A caster may use the ability [Improved Thief's Hearing](#) and [Memory](#) while in [Conceal Self](#). The caster will still expend the uses of the ability(s) used. This merely removes the restriction against using abilities while in [Conceal Self](#) for those specified abilities. The use of any other abilities will break the concealment.

Reduce Lock Type, -1

Range: Touch

Duration: 5 minutes

Stacking: Base

With this skill a caster can reduce the LI of a lock by 1 level, making it easier for the lock to be opened by another character with [Reverse Lock](#), this skill has no effect on the lock's difficulty to pick. A lock may not be reduced more than once.

Reduce Lock Type, -2

Range: Touch

Duration: 5 minutes

Stacking: Base

With this skill a caster can reduce the LI of a lock by 1 level, making it easier for the lock to be opened by another character with [Reverse Lock](#), this skill has no effect on the lock's difficulty to pick. A lock may not be reduced more than once.

Reflect

Range: Self

Duration: Game Day or until used

Stacking: Modifier

With this spell, a caster can partially reflect the effects of a single direct damaging spell of their choice. This spell will reflect 50% of the damage back onto the caster of the spell and the caster will take 50% of the damage. For example, if a caster has this spell precast and is hit with a 40-point bolt from a hostile magic user, they should call out "*Reflect Bolt, 20 points, <color>*." In this case, both characters would take 20 points damage along with any additional effects such as [knockdowns](#). The duration of this spell is until an eligible spell of the caster's choice is reflected, or one game day, whichever comes first. Material component: Blue flag.

Regenerate

Range: Touch

Duration: Game Day or until used

Stacking: Base

This spell gives the target the ability to [Regenerate](#) damage. The maximum amount of damage that the target can [Regenerate](#) is equal to 4 times the level of the caster. To [Regenerate](#), the target must rest for 1 full minute outside of all combat, all SAS in effect with a duration of 1 combat will go down when the target regenerates damage. [Regenerate](#) may be used in any increment until the maximum amount of regeneration has been reached. The duration of this spell is one game day or until all of the regeneration has been used.

Regenerate Limb

Range: Touch

Duration: Special

Stacking: Base

When the caster casts this spell, the target will re-grow a previously lost limb. The limb will become functional at the beginning of the next game day and will have 3 hit points. The limb will regain Hit Points at a rate of 1 per game day until it reaches its base number of points.

Religion Lore

Range: Self

Duration: Instantaneous

Stacking: Base

When this spell is cast, the caster will learn the general precepts of a given religion (subject to GM knowledge). For example, if a caster used this spell concerning the worshipers of Ra, they would know that Ra is a Sun god, is of Good alignment, what Ra's tenets are, and what Ra's holy symbols are. *If there is no [Religion Lore](#) available then the caster does not spend any spell points.

Remove Curse (Pool)

Range: Touch

Duration: Instantaneous

Stacking: Base

This spell can remove one curse from a person, trap, item, object, area, or another target. To remove the curse the caster must be equal to or lower than the level of the caster trying to remove the curse. This is an LI and Pool spell.

Remove Glyph/Sigil

Range: Touch

Duration: Instantaneous

Stacking: Base

This spell allows the caster to permanently remove a glyphs or sigils, rendering it inoperative. To remove a glyphs or sigils, the caster must cast the [Remove Glyph/Sigil](#) spell, state the level of glyphs or sigils they are trying to affect, approach the glyphs or sigils within 1 minute, and say the name of the glyphs or sigils. If the glyphs or sigils name stated by the caster is incorrect, the glyphs or sigils will discharge immediately. The caster will not be affected by the glyphs or sigils during the 1-minute grace period, however, if the glyphs or sigils is not removed during this 1-minute period the spell will fail and the glyphs or sigils will return to its normal "live" state with respect to the caster. The glyphs or sigils can still be triggered normally by any other creature until it is removed, even during the caster 1-minute grace period.

Remove Glyph costs ½ the level of the glyphs or sigils in spell points rounded up. A caster can remove any glyphs or sigils that is their level +2 or lower. Note that many glyphs or sigils can also be removed by a [Dispel Magic](#) cast at the appropriate level. This is an LI spell.

Remove Weapon/Armor Debuff

Range: Touch

Duration: Instantaneous

Stacking: Base

This skill allows a caster to remove a single weapon or armor debuff (from any source) of their level +1. This skill is an immediate counter.

Repair Magical Shields and Armor

Range: Touch

Duration: Instantaneous

Stacking: Base

This skill allows a caster to repair magical shields and armor that have been damaged by in-game effects. Uses of this skill are cumulative with the [Repair Non-Magical Shields and Armor](#) skill with regard to how many times the skill may be used per day. For example, only 2 total suits of armor or shields could be repaired by a 4th level caster in a game day. The caster must role-play repairing the item for at least 1 minute.

Repair Non-Magical Shields and Armor

Range: Touch

Duration: Instantaneous

Stacking: Base

This skill allows a caster to repair non-magical shields and armor that have been damaged by in-game effects. The caster must role-play repairing the shield or armor for at least 1 minute.

Repulse Good/Neutral/Evil (Pool)

Range: Touch

Duration: 5 minutes/level

Stacking: Base

This spell creates an aura around the recipient or item of the spell that will repulse all affected Evil, Neutral or Good creatures (one only per recipient or item, not all three. However, the fields may overlap in the area) to a distance of 10 feet. For each use, the caster must specify whether the spell will affect Good, Neutral, or Evil creatures, no part of the affected creatures, including hands or arms, may come within 10 feet of the recipient.

The recipient may not use this spell to force affected creatures to move, nor may the affected creatures force the recipient to move. If the recipient is within 10 feet of an affected creature when the spell goes into effect, the affected creature may not advance towards the recipient, if the affected creature moves, they must move directly away from the recipient until they are 10 feet away. This is an LI and Pool spell. Material component: Yellow flag.

Resist Death

Range: Self

Duration: 5 minutes or 1 Combat

Stacking: Modifier

With the use of this ability, a caster Hit Points to death will be increased by a number equal to their level. The caster loses these additional points 1 minute after the end of the combat, if the loss of the additional points results in the caster bleeding out, then the caster will be bleeding out. [Killing Attack](#) will affect the caster normally. This ability requires no casting time.

Resist Pain

Range: Self

Duration: 1 Combat

Stacking: Modifier

This ability can be used to increase the caster resistance to pain. This ability will allow the caster to invest one of their limbs with double its normal hit points, the caster will also be immune to the effects of [Pain Strike](#) for the duration of this ability. The additional limb points are 'extra' limb points but will not increase the caster total hit points. If [Resist Pain](#) is used in this way, a [Fighter's Blow](#) will only cause ½ of the limb's enhanced Hit Points in damage. When used in this manner, the duration of this ability is one combat or one game day, whichever comes first.

Alternatively, this ability can be used with no casting time as an immediate counter to a [Pain Strike](#) and allow the caster to resist the reduced-damage effect entirely. When used in this manner the caster cannot invest a limb with additional limb points. This ability requires no casting time.

Restore Permanent Life/Spell Point

Range: Touch

Duration: Instantaneous

Stacking: Base

When this spell is cast, the caster can restore 1 permanently lost hit point or spell point to the target. The target cannot receive more Hit Points or spell points than the innate base maximum for their class and level.

Restore Sigil

Range: Touch

Duration: Game Day or until triggered

Stacking: Base

By casting this spell, a caster may restore a single use of [Create Sigil](#). It may only be cast if the cleric has expended all of their uses of [Create Sigil](#) and have no uses remaining.

Reveal Curse

Range: Self

Duration: Instantaneous

Stacking: Base

With this spell, the caster reveals all curses in a 30' radius half-circle centered on himself, in the direction they are facing. This spell provides the caster with a 'Snapshot' of all curses in the spell area, which they will remember after the spell is cast. The caster will know the level of each revealed curse, in addition, for one curse of the caster choosing they will know the effect of the curse, what will trigger it, and how to remove it. Results of this spell are subject to GM availability and knowledge, because of time constraints, the GM may be unwilling to catalog all items and people that are cursed. This spell is blocked by 1-inch of wood, earth, stone, or metal, but cannot be blocked by shields.

Reveal Glyph/Sigil

Range: Self

Duration: Instantaneous

Stacking: Base

With this spell, the caster reveals all glyphs or sigils in a 30' radius half-circle centered on himself, in the direction they are facing. This spell provides the caster with a 'Snapshot' of all glyphs or sigils in the spell area, which they will remember after the spell is cast. The caster will know the level of each glyphs or sigils and what action will trigger each glyphs or sigils (for example, opening a box or passing through a doorway). The results of this spell are subject to GM availability and knowledge. This spell is blocked by 1-inch of wood, earth, stone, or metal, but cannot be blocked by shields. This spell does not provide the Cleric with the name of a glyph or sigils.

Reveal Magic

Range: Self

Duration: Instantaneous

Stacking: Base

With this spell, the caster reveals all magic in a 30' radius half-circle centered on himself, in the direction they are facing. This spell provides the caster with a 'Snapshot' of all magic in the spell area, which they will remember after the spell is used. Results of this spell are subject to GM availability and knowledge, because of time constraints, the GM may be unwilling to catalog all items and people that radiate magic. This spell is blocked by 1-inch of wood, earth, stone, or metal, but cannot be blocked by shields. Only magical creatures, pre-cast or active spells, and magic items are revealed. Characters with spell points are not themselves considered to be magical and will not be revealed as magic if they have no pre-cast or active spells.

Reveal Supernatural Creatures

Range: Self

Duration: Instantaneous

Stacking: Base

With this spell, the caster reveals all supernatural creatures (such as undead, lycanthropes, and demons) in a 30' radius half-circle centered on himself, in the direction they are facing. This spell provides the caster with a 'Snapshot' of all supernatural creatures in the spell area, which they will remember after the spell is cast. The results of this spell are subject to GM availability and knowledge. This spell is blocked by 1-inch of wood, earth, stone, or metal, but cannot be blocked by shields.

Revenge Strike

Range: Melee

Duration: Instantaneous

Stacking: Damage

When the caster is dealt damage that would knock them unconscious by a target, the caster may use this effect as an immediate counter to deal the attacker damage equal to 20, plus their base melee damage and weapon bonuses, with no other alterations allowed. After this skill is used, the caster will still be dealt the damage and will fall unconscious. This skill can be countered by [Dodge Blow](#) or [Evade](#).

Rhino Hide

Range: Self

Duration: 1 Combat

Stacking: Modifier

This spell provides the caster with 2 additional points of armor. This additional armor will last for one combat or one game day, whichever comes first. Material component: Blue flag.

Rock to Mud

Range: Combat

Duration: 5 minutes/level

Stacking: Base

This spell will temporarily transform an area of rock into mud. A single area up to 3'x3'x3' in size can be turned into mud with each use of this spell. This spell may not be used offensively except when targeted at a creature vulnerable to [Rock to Mud](#), in which case the area of effect is 1 creature. If a creature or animate object (either alive or magically imbued) is within the area of effect at the end of the spell's duration, then the mud will not return to rock until the creature or animate object leaves or is removed.

Sacrifice Throw

Range: Melee

Duration: Instantaneous

Stacking: Base

When the caster uses this ability, the caster and the target creature are knocked down for 5 seconds. There may be no obstructions, such as another person, a tree, or a medium-sized bush, between the caster and the target. If for some reason the target creature is not knocked down, the caster will still take the [Knockdown](#). If the use of [Sacrifice Throw](#) triggers a [Physical Protection](#) or [Earth Slap](#), the caster will take the spell's damage to the limb of their choice, with any remaining damage being applied to the torso, the target will still be affected by the [Knockdown](#). If the [Sacrifice Throw](#) is countered by the use of [Dodge Blow](#) or [Evade](#), the Ability Points will still be expended, and the caster must take the [Knockdown](#) but may immediately get back up. 5 seconds must pass before the caster can use another SAS or magic item. This ability requires no casting time.

Safe Fall

Range: Self

Duration: Instantaneous

Stacking: Base

This ability will protect the caster from damage caused by a single in-game fall if the distance of the fall is no greater than 10' per level of the caster. For example, a 3rd level caster using [Safe Fall](#) would take no damage from a fall of 30' or less. If the caster takes a longer fall, they will receive no protection with this ability. Falling damage varies and is defined by game design. This ability requires no casting time, and the Five-Second Rule does not apply to its use.

Sagittarian Pinnacle

Range: Self

Duration: Instantaneous

Stacking: Modifier

The caster can target two different targets within 10' of each other with a single use of [Surgical Strike](#), [Pinning Shot](#), or [Target Arrow](#) for the duration of one combat. A caster can only use this ability 1/2 level times per day but is still limited to the total number of arrows carried.

Sanctify Weapon

Range: Touch

Duration: 1 Combat

Stacking: Modifier

With this spell, the caster can enhance a melee weapon with Profane or Holy damage. The affected weapon will cause 1 additional point of magical damage for every 2 spell points expended by the caster, and the caster can spend up to their level in spell points. The caster must specify at the time of casting whether the additional damage will be Holy or Profane. When the weapon is used in melee, the wielder should call the total amount of damage per strike and the specific type of Profane or Holy damage, for example, "*8 magic, Holy*". The duration of the enhancement is one combat or one game day, whichever comes first.

Sap Strike

Range: Combat

Duration: Instantaneous

Stacking: Base

The caster aims a thrown weapon (dagger) for a massive attack that can cripple their target. The target is dealt twice the base damage of a thrown weapon on a successful thrown weapon attack. If the target is hit in the back, on the legs, or is affected by a [Flashbang Grenade](#), the target is [rooted](#) for 10 seconds in addition to the damage. The caster cannot be within 5' of the target to use [Sap Strike](#). The caster may only use this ability a number of times per day equal to their level and costs no points. Material Component: a grey bean bag (dagger).

Satchel Charge

Range: Combat

Duration: 5 minutes

Stacking: Modifier

A caster prepares a bag of explosives that cause physical damage when exploded. If thrown in combat, it will cause 2 pts of damage per level of caster in a 5' radius. If used against a door, lock, or other structures, it deals 4 pts of dmg per level to that structure, this acts like magical damage regarding the lock. A caster may only have one [Satchel Charge](#) on them at any one time, and only the caster may use the [Satchel Charge](#). After 5 minutes have passed since the [Satchel Charge](#) was created, the Satchel charge goes off automatically. A caster may use [Satchel Charge](#) a number of times per day equal to ½ their level. Material Component: Green bean bag. This ability has a 10 second cast time (precast).

Savvy

Range: Touch

Duration: Instantaneous

Stacking: Base

This ability can be used on a magical target and will provide the caster with information regarding the target's magical properties. The information provided by this ability is defined in game design and will often be comprised of multiple pieces of information. Each use of this ability will provide 1 property of the item and will also identify the number of unknown properties (up to 10) that remain. If there are more than 10 unknown properties, the caster will only be informed that more than 10 additional properties exist. [Savvy](#) does not usually give information regarding curses but can do so by game design. If there are no properties to be savvied, then this spell does not use any spell points.

Scorpion Strike

Range: Melee

Duration: Game Day or until used

Stacking: Modifier

The caster charges their weapon with a single-use toxin poison which adds 2 points of damage per level in addition to causing the weapon's melee damage, the caster must call out "*Toxin Poison*" and the amount of melee damage on the next successful melee strike. Only the caster who brewed the poison may use it, and they can only have one toxin poison available at a time. If the strike misses or is blocked, the poison is not used, if the weapon strike is countered by the use of [Dodge Blow](#) or [Evade](#), the poison is expended but will have no effect. This is a precast ability.

Scry Glyph/Sigil

Range: Combat

Duration: Instantaneous

Stacking: Base

With this ability, the caster can point to a single visible glyph or sigil and determine its name and properties. This spell will not identify what action will trigger the glyph or sigil. This ability has a 10 second cast time.

Second Story Work I

Range: Self

Duration: *Special

Stacking: Base

The caster is skilled at working around high places and dangerous animals. The caster may use [Safe Fall](#) or [Animal Tamer](#) a number of times per day equal to their level.

Second Story Work II

Range: Self

Duration: *Special

Stacking: Base

The caster may use [Leap](#) a number of times per day equal to ½ their level.

Second Story Work III

Range: Self

Duration: *Special

Stacking: Base

The caster may use [Balance](#) a number of times per day equal to ½ their level.

Second Story Work IV

Range: Self

Duration: *Special

Stacking: Base

The caster may use [Penetrating Arrow](#) a number of times per day equal to ½ their level.

Second Story Work V

Range: Touch

Duration: Instantaneous

Stacking: Base

The caster may use [Warp](#) a number of times per day equal to ½ their level. Out of combat only. This ability allows the caster to cast [Warp](#) a wooden object out of shape, which will render it useless. The caster can affect up to 3 cubic feet of wooden material, which can consist of a single object or a tightly packed bunch of objects. [Warp](#) can be used against held or worn items such as a mundane bow, staff, or quiver of arrows, but has no effect on magical items or weapons. Warped items can be repaired with a [Mend](#) or reverse [Warp](#), but not by [Dispel Magic](#). The reverse of this ability will repair a Warped item.

Seeds of the Elements

Range: Combat

Duration: Game Day or until used

Stacking: Base

This spell allows the caster to produce elemental seeds that can be used as thrown weapons. The caster must specify a single type of seed to produce when they cast the spell – Earth, Fire, Ice, or Lightning – and will produce 2 seeds with each casting. Each seed is represented by a green bean bag and must successfully hit a target or their belongings to cause damage, if the target parries or blocks the seed with a weapon or shield, it will still cause damage. If the bean bag does not hit the target, the seed will have no effect but cannot be used again. Each seed will cause 2 points of damage per level of the caster, which should be called as elemental damage of the type chosen when the spell was cast, and a 5-second [Knockdown](#). All the damage caused by the seed is applied to the target's torso regardless of where the seed actually hits.

A seed can only be used by the caster who created it and can only be used once. 5 seconds must pass between each use of a seed. A caster cannot carry more than ½ their level (round up) in seeds at any time. Each seed will last one game day or until used, whichever comes first. Material component: 2 green bean bags per casting.

Self-Sufficient

Range: Self

Duration: 5 minutes

Stacking: Base

With 5 minutes of roleplaying, the caster may provide food for up to ten people, provide shelter from the elements (though not from damaging effects), or locate fresh water.

Sense I

Range: Self

Duration: Game Day or until used

Stacking: Modifier

By use of this ability, the caster can increase their awareness to sense an impending [Backstab](#), thus avoiding some of the damage. The caster must meditate and state the use to a GM before the attack occurs, and the ability will then negate ½ of the damage (round down) from the next [Backstab](#). The duration of this ability is until used or one game day, whichever comes first.

Sense II

Range: Self

Duration: Game Day or until used

Stacking: Base

By using this ability, the caster can alter their metabolism to neutralize the paralyzing effects of a [Kill Dagger](#). The caster must meditate and state the use to a GM before the attack occurs, and the ability will then neutralize the poison from the next [Kill Dagger](#) used against their, the Thief's use of [Kill Dagger](#) will be expended. The duration of this ability is until used or one game day, whichever comes first.

Sense Poison

Range: Touch

Duration: Instantaneous

Stacking: Base

By thoroughly inspecting or smelling a single object or character, the caster can sense the presence of poison, and determine what general type of poison is present.

Sense Traps

Range: Self

Duration: 10 minutes

Stacking: Base

With this skill, the caster will sense all traps within the area of effect, whether they are visible or hidden. This ability works in a path that is 3 feet wide by 10 feet long by 10 feet in height that may be moved and can be used in both indoor and outdoor environments. The caster can move no faster than a walk to use [Sense Traps](#) effectively. The location and nature of each trap (magical, mechanical, or glyph) will be sensed, but the caster will not know what will trigger the trap or what type of damage it will cause. This skill is blocked by 1-inch of wood, earth, stone, or metal, but cannot be blocked by shields.

Set Needle Trap

Range: Combat

Duration: Game Day or until triggered

Stacking: Base

This skill allows the caster to set a mechanical needle trap on a small object, which will be triggered by the first creature other than the caster that touches the object without first using [Bypass Trap](#) or [Disarm Trap](#). A needle trap can be set on any object that is small enough to pick up or handle or can be placed on a specific part of a larger object, such as the knob on a door. The needle trap will cause 5 points of [No Defense](#) damage to the target, which is applied to the body part that contacted the trapped object. This ability cannot be used in melee.

The area covered by a needle trap is a circle approximately 8" in diameter. As such, it CAN be set on a part of a weapon. The caster should make sure that the GM is aware of what has been done and the caster still has to attach a yellow flag if they are going to be more than 30 feet away. Multiple needle traps can be set to affect the same area, but no two-needle traps may be placed in the exact same spot and must be separated by at least an inch.

It will take the caster 10 seconds to set the needle trap. The caster must specify the exact location of the needle trap to the GM and must either remain within 30' of the trap or inform the GM of a specific spot for it to remain effective. If the caster remains within 30' of the trap, they are responsible for calling out the effect of the trap when it is triggered, if they inform the GM, a GM or NPC should call the effect when it is triggered. A needle trap cannot be seen by other characters but will be identified by SAS such as [Sense Traps](#). The duration of this skill is until triggered or one game day, whichever comes first. *Uses of this skill are cumulative with [Apply Kill Dagger to Needle Trap](#).

Set Projectile Trap

Range: Combat **Duration:** Game Day or until triggered **Stacking:** Base

This skill allows the caster to set a mechanical projectile trap, which will be triggered by the first creature other than the caster who enters the area of effect. The projectile trap will cause 2 points of damage per level of the caster, plus a 5-second [Knockdown](#), all damage is applied to the target's torso.

It will take the caster 10 seconds to set the projectile trap. The caster must specify the exact boundaries of the trap to the GM and must either remain within 30' of the trap or must inform a GM of a spot for it to remain effective. If the caster remains within 30' of the trap, they are responsible for calling out the effect of the trap when it is triggered, if they inform a GM, a GM or NPC should call the effect when it is triggered. A projectile trap cannot be seen by other characters but will be identified by SAS such as [Sense Traps](#). The duration of this skill is until triggered or one game day, whichever comes first.

Shadows of Concealment (Pool)

Range: Touch **Duration:** 5 minutes/level **Stacking:** Modifier

This spell allows the caster to conceal themselves or another character. While the concealed character is 30 feet or more from another caster or NPC, their concealment is effective at the level of the conceal +3, if a target is within 30 feet of the Bard, the concealment is effective at the level at which the spell was cast. As long as the concealed character moves slowly and stays near some sort of shadow or obscuring object (for example, a wall, in the trees, crawling through the grass), then they will not be noticed by other creatures. Affected players and NPCs should do their best to ignore the hidden person and continue their actions as they normally would.

A character cannot conceal themselves if they are within 10 feet of any other creature. If the character is already concealed and approaches or is approached by someone within 10 feet who is affected by the concealment, then the concealed person must remain motionless or they will be immediately detected. This is an LI skill, and the character must inform anyone who approaches them, "*Conceal*," followed by the level of effect.

The target may not take any offensive actions while in concealment and may not take any offensive actions for 5 seconds after they become unconcealed. This spell can be removed with a [Dispel Magic](#) of the appropriate level. A concealed character can be detected with [True Sight](#) or [Enhanced Senses](#).

A concealed person cannot make any fast movements, including spell casting, or the concealment will terminate (active struggling while bound is considered movement). The concealed person cannot activate magic items or pre-cast spells, skills, or abilities. The Consent Rule applies when casting [Shadows of Concealment](#) on another character. This is an LI and Pool spell. Material component: Yellow flag.

Shadowshift

Range: Combat **Duration:** 5 Minutes **Stacking:** Base

The caster can remove themselves from danger, avoid detection, or bypass barriers by joining themselves with a nearby shadow. This ability has no casting time and is activated by the caster by saying the word "*Shadowshift*" aloud. When the caster uses this ability, their body and all gear held or carried will disappear, and they will "*shift*" into any shadow visible to the caster within 30 feet for up to 5 minutes. The caster cannot use this ability in the absence of shadows, either through total darkness or total light.

To indicate that they are under the effects of this spell, the caster should display a white flag and must immediately identify the affected shadow to their GM. While in [Shadowshift](#), the caster may not activate magic items or use SAS. The shadow

the caster has shifted into will radiate magic if properly detected or revealed. If a [Lightbeam](#) is cast at the affected shadow, then the caster is dealt 30 points of magical damage and expelled from the shadow ending the ability. A [Dispel Magic](#) cast at the 7th level will also expel the caster and end the ability.

While in [Shadowshift](#), all spells will continue to run normally, those with a duration of the next combat will expire 1 minute into the [Shadowshift](#). While in [Shadowshift](#), poison and disease are halted as if the caster is under the effects of a [Stasis](#). Once the caster leaves the shadow, poison and disease will again begin to run normally.

The caster must wait at least 30 seconds before they can exit the shadow unless the aforementioned spells are cast before then. The caster can reappear either on the spot where they used the ability if that spot is still within 60' feet of the shadow or next to the targeted shadow. The caster may only defend themselves but cannot take any offensive action for the first 5 seconds after exiting the shadow. The caster may use this ability a number of times per day equal to ½ their level. Material Component: White flag.

Shadowshift Other

Range: Combat **Duration:** 5 Minutes **Stacking:** Base

The caster can choose to send another person instead of themselves through shadow. The person being sent through the shadow must consent to being sent. All restrictions of [Shadowshift](#) still apply. This will expend a use of the caster [Shadowshift](#).

Sharpen Daggers

Range: Touch **Duration:** Game Day or until used **Stacking:** Modifier

A caster using this skill can improve the damage caused by 5 thrown weapons. Each thrown weapon will cause 1 additional point of non-magical damage per 2 levels when thrown and can be used by any character. Each thrown weapon will last until thrown or one game day, whichever comes first.

Shiatsu I

Range: Touch **Duration:** Instantaneous **Stacking:** Base

The caster can heal themselves or another target for 6 points. A target may only receive healing from this ability once per game day. This ability can only be used once per level of the caster per game day.

Shiatsu II

Range: Touch **Duration:** 30 minutes **Stacking:** Base

When this ability is used, the continuing effects of all poisons, diseases, and curses that are affecting the target will be halted for 30 minutes. This ability will not reverse any damage or effects that were taken by the target before the ability was used and does not stop damage from occurring due to other reasons. This ability does not provide the target with immunity from any poisons, diseases, or curses that are contracted after the ability is used. If used on a dead body before the 5-minute time limit on [Life Spark](#) expires, this ability will extend the time during which [Life Spark](#) may be used by 30 minutes. A target may only receive the benefit from this ability once per game day. This ability can only be used once per level of the caster per game day. This ability requires no casting time.

Shield Smash

Range: Melee **Duration:** Instantaneous **Stacking:** Base

The caster can roleplay smashing with their shield by presenting it strongly towards the intended target. The caster should call out "*Shield Smash <color>, 5-foot knockback, 0-second knockdown*". This may be countered by a [Strength III](#) or better if it is already in effect, but the strength cannot be used as an immediate counter.

Signature Move

Range: Self **Duration:** Permanent **Stacking:** Varies

The caster chooses one offensive skill from the following list. They may use that skill a number of times equal to ½ their level in addition to their normal uses per day. Once this skill is chosen, it may not be changed later.

Skills available for this ability:

[Blade Sharp](#) total uses, Level
[Bind Weapon](#) total uses, Level
[Disarm](#) total uses, Level
[Fighter's Blow](#) total uses, Level
[Throat Punch](#) total uses, Level
[Sucker Punch](#) may use 2 times per combat

Simon's Spell (Pool)

Range: Combat **Duration:** 5 minutes **Stacking:** Base

This spell allows the caster to give a one-word command to the target, the command must be in a language understood by the target of the spell and must be perfectly clear and unambiguous. The target creature will attempt to obey the command to the best of their ability but will not follow any command that will cause him to directly damage himself or that they believe to be impossible (for example, 'backflip').

As long as they continue to attempt to obey the command, the target may fight and defend himself. For example, if told to 'sleep', the target will not fall immediately into slumber but will instead attempt to sleep, possibly leaving to find a more restful location than the middle of combat, the target might even grumpily swing weapons at those who would keep him from their rest, and only fall asleep when out of combat. [Simon's Spell](#) does not by default render the target helpless, and the target cannot be throat-slit unless by following a command (for example, 'sleep') the target is put into a helpless, slept, or another state that makes a throat slit possible.

Undead are unaffected by this spell. If the caster attacks the target, the spell is broken, and the target is free to act normally. This is an LI and Pool spell.

Smite Supernatural

Range: Melee **Duration:** Instantaneous **Stacking:** Modifier

This spell causes a supernatural creature to take a total of 4 points of damage per level of the caster on a successful melee strike. The caster may not add their base damage to this but may add their orders weapon bonus to the damage. This ability only affects a supernatural creature.

Snapshot

Range: Self **Duration:** Game Day or until used **Stacking:** Stat Break

A caster using this ability can fire a normal arrow without the normal aim time. This is for normal arrows, as well as critical arrows, and [knockdown](#) arrows. [Snapshot](#) does not allow the caster to [Snapshot](#) an arrow that contains an SAS such as [Githars arrow](#). This is a precast ability.

Snare

Range: Combat **Duration:** Game Day or until triggered **Stacking:** Base

This ability allows the caster to set a mechanical trap known as a [Snare](#), which will be triggered by the first creature other than the caster who enters the area of effect. When the target sets off the [Snare](#), they will take a 5-second [Knockdown](#), if the target's LI resistance is equal to or less than the caster level, the target will be unable to move for 5 minutes or until they are freed by another character. Freeing the target of a [Snare](#) requires at least 10 seconds of role-playing the act of dismantling the trap.

The caster must specify the exact boundaries of the [Snare](#) to the GM and must either remain within 30' of the trap or mark the area so that the GM knows the location for it to remain effective. If the caster remains within 30' of the trap, they are responsible for calling out the effect of the trap when it is triggered, if they mark it with a yellow flag, a GM or NPC should call the effect when it is triggered. When called, the caster should first call the [Knockdown](#), then the trap, the target's color, and the trap's level of effect, for example, "5-second Knockdown, [Snare](#), blue, 8th level". A caster can only have one [Snare](#) in existence at a time. A [Snare](#) cannot be seen by other characters but will be identified by SAS such as [Sense Traps](#). The

duration of [Snare](#) is until triggered or one game day, whichever comes first. This is an LI ability. Material component: Yellow flag.

Sonic Strike

Range: Combat

Duration: Instantaneous

Stacking: Base

This spell causes a caster voice to take physical form and hit a single target. The [Sonic Strike](#) will cause 2 points of damage per spell point expended by the caster, all damage is applied to the target's torso. Additionally, it will cause a 5-second [knockdown](#). The caster may expend up to their level in spell points per [Sonic Strike](#).

Speak to Winds

Range: Sight

Duration: 5 minutes

Stacking: Base

This spell allows the caster to gather information that is carried on the wind, or to transmit and receive messages carried by the wind.

When used to receive information, it allows the caster to ask the wind simple yes or no questions. The caster can ask a number of questions equal to their level, each of which must be about things the wind might know, such as an overheard conversation or a scent. Answers will be based on GM knowledge and discretion. [Speak to Winds](#) cannot be used in this fashion more than once per day.

If this spell is used to send and receive messages, it will allow the caster to send a message up to 1 minute in length to any individual within 100 feet. The recipient of the message can ignore the message if they wish to (the message will not interrupt spellcasting), and the wind will carry a response of up to 1 minute back to the caster if the recipient chooses to send one and if the caster is still within 100 feet of the recipient. Only the caster and the recipient will be able to hear the message and response, and the message will not be translated if the caster and the recipient do not understand each other.

Speak with Animals

Range: Self

Duration: 10 minutes

Stacking: Base

With the use of this ability, the caster can speak with and understand a naturally occurring and non-sentient animal. The animal will not necessarily cooperate with the caster, but the caster will be able to communicate with it. This ability requires no casting time.

Speak with Dead

Range: Touch

Duration: Special

Stacking: Base

With this spell, the caster can ask a dead creature one or more simple questions. Questions may require a simple answer, rather than just yes or no. A truthful response is required of the target, but answers may be given in the form of rhymes or riddles. The answers will only be as accurate as the dead creature's knowledge, and questions must be asked in a language the dead creature can understand. Each question will cost the caster 2 spell points, and the caster may only expend spell points up to their level with each casting of the spell. This spell will last until either the desired number of questions has been asked or until 5 minutes have passed, whichever comes first.

Speakeasy

Range: Self

Duration: 5 minutes/level

Stacking: Base

This spell allows the caster to understand and speak a previously incomprehensible, non-magical, spoken language. If the language is magical, the caster will know that the language is magical but will be unable to understand or speak it. The range is the language spoken within the hearing of the caster. This ability does not work on written languages, or on non-verbal languages such as sign language.

Specialty Skill or Spell

Range: Varies

Duration: Varies

Stacking: Varies

A caster of this level has picked a single song, skill, or ability as their “go-to” song, spell, skill, or ability. The caster designates a single song, skill or ability and can cast it for 2 points less than normal with a minimum cost of 1 point. This spell also only requires a 5 second cast time.

Speed

Range: Self

Duration: 15 seconds

Stacking: Base

This ability enables the caster to move at a rapid [Speed](#), for the duration of the ability, the caster cannot be harmed by physical or magical attacks unless the other target is also in [Speed](#). The caster must loudly announce “Speed” and run away with a visible purple flag in their hand, other characters will be unable to pursue the caster for the duration of the ability unless they are also using [Speed](#) and will not be able to interact with or affect the caster until the ability ends. The use of this ability does not stop time – the caster only moves faster than everyone else. When a caster uses [Speed](#), all other individuals should ignore them for the duration of the ability, combat or other interactions continue as normal for all other participants. The caster may use this ability to initiate or continue combat, however, they must drop the flag and end the [Speed](#) prior to making an attack. [Speed](#) will last for 15 seconds or until the caster stops running, whichever comes first. This ability requires no casting time. Material component: Purple flag.

Spell Absorption

Range: Self

Duration: Game Day or until used

Stacking: Modifier

With this spell, a caster can absorb the effects of one damaging spell of their choice. To absorb a spell, it must be a single-target spell that is targeted at the caster. This spell has no effect on [Dropsy](#), [Pain Strike](#), [Physical Protection](#), [Earth Slap](#), [Stun](#), or [Wrath](#).

This spell will absorb up to 4 points of damage per level of the caster, any damage beyond this amount will be taken by the caster. [Spell Absorption](#) will restore 1 spell point for every 4 points (round up) of damage that are absorbed the caster cannot gain points beyond their base spell points, and “restored” points beyond their base will be lost. The duration of this spell is until a damaging spell of the caster’s choice is absorbed, or one game day, whichever comes first. Material component: Blue flag.

Spell Defense

Range: Self

Duration: 5 minutes/level

Stacking: Modifier

This spell will provide the caster with 10 points of protection from physically damaging spells and spell effects, including single-target attacks such as [Electrify](#) as well as area attacks such as [Fireball](#). While under the effects of this spell, the caster will only take a [Knockdown](#) from a damaging spell if they also take damage from the spell. Material component: Blue flag.

Spell Negation

Range: Self

Duration: Game Day or until used

Stacking: Modifier

With this spell, a caster can negate the effects of one LI spell of their choice, or a single use of [Dropsy](#), [Stun](#), or [Pain Strike](#), this spell can also be used against a [Dispel Magic](#) that is cast at the caster. To negate a spell, it must be a single-target spell, aimed at the caster, and within their current LI resistance +2. [LI Enhancement](#) does not increase the level of effectiveness of [Spell Negation](#). Area effect spells such as [Crash Time](#) and [Dust Storm](#) are not affected by this spell. The duration of this spell is until an eligible spell of the caster’s choice is negated, or one game day, whichever comes first. Material component: Blue flag.

Spell Point Transfer

Range: Touch

Duration: Instantaneous

Stacking: Base

This spell allows the caster to transfer spell points between any two spell casters, including himself. The caster can spend up to their level in spell points, and the transfer costs 1 spell point for every 2 spell points transferred.

Alchemist, Bards, Clerics, Druids, and Magic Users are the only possible targets for this spell – it can never be used on the other character classes, dead or animated creatures. The recipient and the donor must consent to be participants in the spell and cannot participate in melee during the transfer. This spell will not allow the recipient of the transferred points to gain points beyond the base spell points for their class and level, any points that would take the recipient above their base are lost in the transfer.

Spell Swap

Range: Self

Duration: Game Day or until used

Stacking: Base

This ability allows a caster to swap any single spell they know with another caster, gaining a spell of the same level. The spell swap lasts for a single casting of the spell and basically allows each character to cast the spell one time. For example, a cleric could swap their [Electrify](#) with their team's caster [Heal](#) spell. This would allow the cleric to cast [Electrify](#) 1 time and the Archmagis to cast [Heal](#) one time. Each caster must abide by all restrictions of the original spell. This ability only works on casters and will not affect an NPC.

Spook (Pool)

Range: Combat

Duration: 30 Seconds

Stacking: Base

This fear-based spell causes the target to run away from the caster for a period of 30 seconds. This is an LI and Pool spell.

Spring Water

Range: Touch

Duration: Instantaneous

Stacking: Base

With this spell, the caster may [Purify](#) up to 5 gallons of naturally polluted water. This spell has no effect on poisoned or magically altered water.

Stasis

Range: Combat

Duration: 30 minutes

Stacking: Base

When this spell is cast the continuing effects of all poisons, diseases, and curses that are affecting the target will be halted for 30 minutes. This spell will not reverse any damage or effects that were taken by the target before the spell was cast and does not stop damage from occurring due to other reasons. This spell does not provide the target with immunity from any poisons, diseases, or curses that are contracted after the spell was cast. If cast on a dead body before the 5-minute time limit on [Life Spark](#) expires, this spell will extend the time during which [Life Spark](#) may be used by 30 minutes.

Steal Vitality

Range: Touch

Duration: Game Day or until used

Stacking: Modifier

This spell imbues the caster weapon with a potent spell that can steal the life force from any living creature. This spell will deliver 1 point of [No Defense](#) damage per spell point spent on a successful melee strike. The damage is delivered to the area hit, with any additional damage going to the torso. The caster may use up to their level in spell points. Additionally, any damage done will be transferred to the druid in the form of healing. If the weapon strike is countered using [Dodge Blow](#) or [Evade](#), the spell is still considered to have been used and the caster receives no healing. This is a pre-cast ability.

Sticky Bomb

Range: Combat

Duration: Game Day or until used

Stacking: Base

The caster can prepare a small but sticky explosive trap that hinders movement for use on the battlefield that lasts for the Game Day or until used. They can throw the trap in the middle of combat. If a target or their shield is hit directly by the thrown bean bag, it immediately triggers and explodes. Everyone within 5' of an exploding mine is dealt 3 points of non-magical fire damage per caster point spent on the mine. The caster can spend up to their level in caster points (3 points minimum) on the [Sticky Bomb](#). In addition, the initial target and anyone also affected by [Flashbang Grenade](#) suffers a 15-second [root](#). The [root](#) occurs even if the target's armor is not breached but can be removed by a [Neutralize Poison](#) or any other SAS that removes or neutralizes poison. If the caster misses their target, they may recover the [Sticky Bomb](#) and use it again until it is triggered and explodes on a target. Material Component: green bean bag.

Strength I

Range: Self

Duration: 5 minutes or 1 Combat

Stacking: Modifier

For the duration of this ability, the caster may use double human strength to lift or move objects, no damage increase applies to the lifted objects and the caster cannot break locks or locked doors. [Strength I](#) can be used as an immediate counter to [Clinging Vine](#), [Plant Attack](#), [Snare](#), [Deadfall](#), and [Weakness](#), and will increase the caster resistance to each of these spells by 1 level. Strength affects pursuit as described in the appendix. The duration of this ability is 5 minutes or the end of the current combat, whichever is longer. This ability requires no casting time.

Strength II

Range: Self

Duration: 5 minutes or 1 Combat

Stacking: Modifier

For the duration of this ability, the caster can break non-magical ropes including any that are restraining the caster. [Strength II](#) can be used as an immediate counter to [Clinging Vine](#), [Plant Attack](#), [Snare](#), [Deadfall](#), and [Weakness](#), and will increase the caster resistance to each of these spells by 2 levels. A caster can break free of the effects of an [Uvas glyph](#) with the use of [Strength II](#). All the benefits and restrictions of [Strength I](#) apply to [Strength II](#). Strength affects pursuit as described in the appendix. The duration of this ability is 5 minutes or the end of the current combat, whichever is longer. This ability requires no casting time.

Strength III

Range: Self

Duration: 5 minutes or 1 Combat

Stacking: Modifier

For the duration of this ability, the caster can break non-magical metal bindings up to ½ inch thick, such as chains, including any that are restraining the caster. [Strength III](#) can be used as an immediate counter to [Clinging Vine](#), [Plant Attack](#), [Snare](#), [Deadfall](#), and [Weakness](#), and will increase the caster resistance to each of these spells by 3 levels. A caster can break themselves or others free of the effects of an [Uvas glyph](#) with the use of [Strength III](#). All the benefits and restrictions of [Strength I](#) and [Strength II](#) apply to [Strength III](#). Strength affects pursuit as described in the appendix. The duration of this ability is 5 minutes or the end of the current combat, whichever is longer. This ability requires no casting time.

Strength IV

Range: Self

Duration: 5 minutes or 1 Combat

Stacking: Modifier

For the duration of this ability, the caster can bend non-magical metal bars up to 1-inch thick. [Strength IV](#) can be used as an immediate counter to [Clinging Vine](#), [Plant Attack](#), [Snare](#), [Deadfall](#), and [Weakness](#), and will increase the caster resistance to each of these spells by 4 levels. A caster can break themselves or others free of the effects of an [Uvas glyph](#) with the use of [Strength IV](#). All the benefits and restrictions of [Strength I](#), [Strength II](#) and [Strength III](#) apply to [Strength IV](#). Strength affects pursuit as described in the appendix. The duration of this ability is 5 minutes or the end of the current combat, whichever is longer. This ability requires no casting time.

Strength of the Pack (Pack)

Range: Combat

Duration: 1 combat or 1 game day

Stacking: Modifier

When this spell is cast, the caster's pack gains +1 vs LI. Example: "Pack, Strength of the Pack, +1 versus LI."

Strengthen Undead

Range: Touch

Duration: 1 game day

Stacking: Modifier

When a caster uses this ability on an undead, the target gains several benefits.

- The undead gains Hit Points equal to the caster level.
- The undead gains armor and melee damage equal to ½ the caster level (round down).
- The undead gains an elemental resistance chosen by the caster when this ability is used. The resistance is equal to 2 x the caster level.
- The undead gains a single use of the [Fighter's Blow](#) ability.

Strong Arm

Range: Touch

Duration: 1 Combat

Stacking: Modifier

This spell increases the damage caused by one of the target's arms. The affected arm will cause 1 additional point of melee damage for every 2 spell points expended by the caster, who can spend up to their level in spell points. Only the weapon wielded by the arm the spell was cast upon (caster's choice) gains benefit from this spell. If the recipient of the spell uses two weapons simultaneously, then the damage plus is added to the weapon wielded by the designated arm. In the case of a two-handed weapon, the [Strong Arm](#) will apply. This spell does not affect the recipient's damage with any thrown or missile weapons. The duration of this ability is one combat or the end of the current game day, whichever comes first.

Stun

Range: Combat

Duration: Instantaneous

Stacking: Base

The target of this spell is knocked down for a full 10 seconds. The caster should call "*Stun, 10-second Knockdown*".

Stun Arrow

Range: Combat

Duration: Instantaneous

Stacking: Base

With 10 seconds of aiming, this ability allows the caster to fire an arrow that will cause a 10-second [Knockdown](#) to the target. *Stun Arrow* does not cause any physical damage, although if used in conjunction with a critical arrow it will bypass a shield. The caster should call out "*Stun Arrow*" followed by the opponent's color and the duration of the [Knockdown](#), for example, "*Stun Arrow, Blue, 10-second Knockdown*".

Stun Charge

Range: Touch

Duration: game day or until used

Stacking: Base

With this ability, the caster creates a [Stun](#) bomb (green bean bag). When this bomb impacts a target, that target suffers a 10-second [Knockdown](#). *Stun* Charges do not cause any physical damage. The caster may only have 1 [Stun](#) Charge prepared at any given time. The caster should call out "*Stun Charge, 10-second knockdown*." The caster must wait 5 seconds after throwing a specialty bean bag before throwing another one. Material Component: Green bean bag.

Sucker Punch

Range: Melee

Duration: Instantaneous

Stacking: Base

As an immediate response to any effect that targets them, the caster may call [Sucker Punch](#) on the user of that effect, as long as they are within melee range of the caster. The target suffers total damage equal to two times the caster level and a 5-second [Knockdown](#). A caster knocked unconscious by a blow may not use this ability.

Summon Elemental Essence:

Range: Melee

Duration: 5 minutes or 1 Combat

Stacking: Modifier

The caster may summon the essence of an elemental and have it grant an elemental damage type to the team. This damage type is the same for each individual but must be either fire, earth, water, or lightning. The caster may affect up to 10 targets.

Summon Storm

Range: Self

Duration: 5 minutes or 1 Combat

Stacking: Stat Break

With this spell, the caster may call upon the power of a storm. During the duration of the storm, the caster may use [Autocast](#) a number of times up to ½ their level (rounded up) for the following spells:

- [Dust Storm](#) – additionally, the spell point cost for [Dust Storm](#) is reduced to 4 during the storm
- [Elemental Strike](#) – additionally, the damage for [Elemental Strike](#) is increased to 7 points of damage for every 2 spell points applied
- [Gale](#) – additionally, the spell point cost for [Gale](#) is reduced to 2 during the storm

10 seconds must pass between each use of [Autocast](#). The caster can cast other spells normally while the storm is in effect. [Summon Storm](#) lasts 5 minutes or until the end of the current combat, whichever is longer.

Summon the Wild Hunt

Range: Combat

Duration: Special

Stacking: Modifier

When a caster uses this ability, all allies within 50 feet up to a maximum of 10 allies will gain +5 Damage, [Walk on Liquids](#), +1 LI (outgoing and incoming), and -1 to encumbrance on the pursuit chart when within 60' of the target marked with [Quarry I-IV](#). This ability lasts 10 mins after the marked target disappears or is lost to sight. If the quarry is found before the 10 minutes' pass, *Summon the Wild Hunt* will resume as if the quarry had not been lost to sight. If the quarry is captured, the effects of *Summon the Wild Hunt* end one minute after the end of combat. This ability may be used once per day for each use of [Quarry](#) and may be autocasted when the marked target is within 60'.

Superior Backstab

Range: Melee

Duration: Instantaneous

Stacking: Modifier

In addition to the normal effects of [Backstab](#) and [Improved Backstab](#), the caster may inflict a 10-sec [root](#) on their target. They may use this ability a number of times equal to their level per day.

Superior Reflexes

Range: Self

Duration: Instantaneous

Stacking: Base

If the caster would be harmed by a failed lock attempt or a trap, the caster may use this ability as an immediate counter to negate half of the incoming damage on themselves only, a number of times per day equal to ½ their level. Traps that do an unspecified amount of damage, such as a [Killing Attack](#) cannot be avoided by [Superior Reflex](#).

Supernatural Wathit

Range: Combat

Duration: Instantaneous

Stacking: Base

This ability allows the caster to gather information about the natural abilities of a supernatural creature, such as an undead, lycanthrope, or demon. The natural properties of a creature include information such as how much damage the creature does, what special attack the creature has, approximately how many Hit Points the creature has, and what the creature's major weakness or major strength is. The caster cannot use this ability to determine the level or class of a supernatural creature. The caster can determine the value of a single attribute and must specify which attribute they wish to investigate for each use of this ability.

Surgical Strike

Range: Self

Duration: Instantaneous

Stacking: Modifier

The caster uses the knowledge gleaned from the successful use of [Wathit](#), [Supernatural Wathit](#), or [Nature Lore](#) on their target to maximum effect for one powerful critical attack. Their base damage is doubled for one critical arrow and [roots](#) the target for 5 secs after the target takes the standard [knockdown](#) of a critical arrow. They can do this a number of times equal to their level per day and expends no points.

Sweep

Range: Self

Duration: Game Day or until used

Stacking: Base

When the caster uses this ability, all other targets within a 5' radius circle centered on the caster will be knocked down for 5 seconds. There may be no obstructions between the caster and the targets, and the targets do not themselves count as obstructions. The caster should call the 5-second [Knockdown](#) and identify all affected targets. If the use of [Sweep](#) triggers a [Physical Protection](#) or [Earth Slap](#), the caster will take the spell's damage to the limb of their choice, with any remaining damage being applied to the torso, the target will still be affected by the [Knockdown](#). The meditation for this ability may be done at an earlier time, and the ability can then be used once before the end of the game day.

Swift Strike

Range: Combat

Duration: Instantaneous

Stacking: Base

The caster feints with their main hand and then strikes quickly with their off hand. If the caster lands a melee attack, the caster calls out “*Swift Strike, X level*”. If they break the LI of the target, then they get a free hit to a target’s leg and the target is considered affected by [Opportunist](#) for the strike. In addition to the normal damage of a melee attack, the target of [Swift Strike](#) will be considered affected by [Opportunist](#) for 15 secs. Prepared abilities such as [Killing Attack](#) or poison on a weapon may not be used in conjunction with [Swift Strike](#). The caster is considered two levels higher against any disabled target. [Dodge Blow](#) will not work against [Swift Strike](#). [Evade](#) and [Concentration](#) will negate the [Swift Strike](#).

Target Arrow

Range: Self

Duration: Instantaneous

Stacking: Stat Break

With 5 seconds of aiming, this ability allows the caster to fire an arrow at a target as small as 3”x3”, this is the only manner in which an opponent’s limb may be specifically targeted with missile fire. The caster should call out “[Target Arrow](#)” followed by the opponent’s color, the arrow’s damage, and which of the opponent’s limbs has been targeted, for example, “*Target Arrow, Blue, 6 points, right arm*”.

Telekinesis

Range: Combat

Duration: 5 Minutes

Stacking: Base

This ability allows the caster to pick up and slowly move small items without touching them. This ability cannot be used to throw or thrust an item. Only one item may be moved at a time, and the item may not weigh more than 5 lbs. per level of the caster in actual or in-game weight, nor can it be an item someone is holding, such as a weapon being wielded. The item must be within sight of the caster to move it, and requires them to focus on the task, meaning the caster may not fight, talk, or perform other actions while moving an item. If the caster is interrupted or chooses to drop the item, it will slowly float to the ground.

Telekinetic Pick Locks

Range: Combat

Duration: Special

Stacking: Base

Once per day, the caster may attempt to open a lock remotely. This will allow the caster to be out of the normal range of most needle traps etc. but is subject to game design. The caster will only get a single attempt at the lock but can use touches normally. The caster must be within 30 feet of the lock and out of combat and able to see the lock. The caster should indicate where they are standing to the GM and then move forward and pick the lock normally.

Thief’s Dagger

Range: Combat

Duration: Instantaneous

Stacking: Base

When the caster uses this skill, they will cause the limb of an opponent to drop to 0 life points, regardless of the target’s protections or armor. Exceptions to this are a character in [Concentration](#) or creatures without limb points. This skill must be called out immediately following a successful thrown dagger strike to a target’s limb. The caster should call out “*Dagger – Fighters Blow*” upon a successful hit. A dagger that strikes a shield does not affect the arm under the shield. The target may avoid this effect by calling out [Resist Pain](#) as an immediate counter. If the opponent is unaffected by the blow, or if the strike is countered by the use of [Resist Pain](#), [Dodge Blow](#) or [Evade](#), the skill use is still expended. 5 seconds must pass before the caster can use another skill, ability, spell, or magic item. Material Component: a grey bean bag.

Thief’s Hearing

Range: Combat

Duration: 5 minutes

Stacking: Base

This skill allows the caster to hear sounds, such as chanting, spell casting, or shuffling, that are being made at a distance or beyond an obstacle. The caster can overhear conversations up to 30 feet away or can listen through a normal door or wooden wall. This skill does not give the caster linguistic abilities, and they will only understand conversations that are in a language that they know. The caster must inform a GM that they are trying to listen, and the results will be limited by GM knowledge, if an action happens too quickly for it to be communicated from the NPC to the GM and then to the caster, then the caster will not hear clearly enough to discern the specifics of a conversation. However, if the caster overhears

something such as a group of NPC's discussing whether they intend to let the caster's go or to kill them, the GM will be able to pass along the basic details of the conversation. The use of this skill is governed by GM discretion – it is useless on a noisy street or in a loud bar. *Uses of this skill are cumulative with [Improved Thief's Hearing](#).

Thief's Poisoned Edge

Range: Melee **Duration:** Next successful weapon strike **Stacking:** Modifier

The caster can apply a poisoned edge to one melee weapon used by the caster, which will cause 2 additional points of damage per level of the caster on their next successful strike with the weapon. The damage must be called out immediately following the next successful weapon strike. If the strike misses or is blocked, the edge is not used, if the weapon strike is countered by the use of [Dodge Blow](#) or [Evade](#), the edge is expended. [Thief's Poisoned Edge](#) will last until the next successful weapon strike or one game day, whichever comes first. This is a pre-cast ability.

Thief's Touch

Range: Self **Duration:** Instantaneous **Stacking:** Base

This skill can be used in conjunction with [Pick Locks](#) to enhance the caster skill at lock picking. When the caster fails an attempt at [Pick Locks](#), they can use this skill to continue their attempt at the point where they touch the lock, instead of having to start over from the beginning of the lock. To use this skill, the caster must call out "Thief's Touch" immediately after they touches the lock, they do not have to declare the use of this skill before beginning to pick the lock. With the use of this skill the caster will not suffer any ill effect from touching the lock – it will be as if the touch did not occur. The caster is allowed one touch per level of the caster per game day, and any number of those touches can be on the same lock. The Five-Second Rule does not apply to uses of this skill.

Throat Punch

Range: Melee **Duration:** 10 seconds **Stacking:** Base

The caster, on a successful melee strike, may call [Throat Punch](#), and the target may not speak for 10 seconds, including to cast spells or communicate. This will not affect a Magic User in [Concentration](#).

Throw

Range: Melee **Duration:** Instantaneous **Stacking:** Base

When the caster uses this ability, the target creature is knocked down for 5 seconds. There may be no obstructions, such as another person, a tree, or a medium-sized bush, between the caster and the target. If the use of [Throw](#) triggers a [Physical Protection](#) or [Earth Slap](#), the caster will take the spell's damage to the limb of their choice, with any remaining damage being applied to the torso, the target will still be affected by the [Knockdown](#). If the [Throw](#) is countered by the use of [Dodge Blow](#) or [Evade](#), the Ability Points will still be expended. 5 seconds must pass before the caster can use another SAS or magic item. This ability requires no casting time.

Thrown Alchemical Potion of Cure Serious Wounds

Range: Touch **Duration:** Game Day or until used **Stacking:** Base

The caster may now enhance a vial of holy water so that it heals any target struck, in addition to any normal holy water effects. The amount of healing equals 3 points healed per 1 ability point expended. This amount is determined at the time the potion is created. The caster must wait 5 seconds after throwing a specialty bean bag before throwing another one.

Material Component: White Bean Bag.

Thrown Alchemical Potion of Healing

Range: Touch **Duration:** Game Day or until used **Stacking:** Base

The caster may now enhance a vial of holy water so that it heals any target struck, in addition to any normal holy water effects. The amount of healing equals 2 points healed per 1 ability point expended. This amount is determined at the time the potion is created. The caster must wait 5 seconds after throwing a specialty bean bag before throwing another one.

Material Component: White Bean Bag. Example Call: "Holy Water, Heal 8".

Thrown Alchemical Potion of Hold Being

Range: Touch

Duration: Gameday or until used

Stacking: Base

The caster is able to create a thrown potion of [Hold Being](#). When a target is struck by this potion (green bean bag) they are held immobile for 1 minute. The held being cannot cast spells or activate magic items. Involuntary/autonomic actions such as breathing, the pumping of blood, and blinking are not affected by this spell. This is an LI ability. The caster must wait 5 seconds after throwing a specialty bean bag before throwing another one. Material Component: Green bean bag.

Thrown Alchemical Potion of Killing Attack

Range: Touch

Duration: game day or until used

Stacking: Base

With this ability, the caster can brew a thrown Potion of [Killing Attack](#). When a target is struck, by the thrown bean bag, they immediately lose ½ of their total hit points. Damage is based on the number of Hit Points the target has when they are fully healed and is taken to the torso. This damage can only be healed after the target rests out of combat for 5 full minutes. The target can only be affected by one [Killing Attack](#) at a time no matter the source. This damage cannot be reduced or avoided except by a [Concentration](#) while casting, an [Evade](#), or a [Dodge Blow](#). If the bean bag misses or is evaded, the ability is still used, and the potion is expended. A caster may only have one [Killing Attack](#) potion prepared at any given time. The caster must wait 5 seconds after throwing a specialty bean bag before throwing another one. Material Component: Green bean bag.

Thrown Alchemical Potion of Naptha

Range: Touch

Duration: Until used or 1 game day

Stacking: Modifier

The caster can spend 5 seconds to turn a vial of oil into a vial of Naptha. When lit, by tying a red ribbon around the black bean bag, and thrown at a target, the vial of [Naptha](#) will deal an amount of damage equal to the caster thrown burning oil damage plus 2 additional damage per ability point spent when creating the potion. If the bean bag strikes any of the target's equipment, including weapon or shield, then the fire damage is dealt to the target. The caster may spend up their level in ability points. The caster must wait 5 seconds after throwing a specialty bean bag before throwing another one. Material Component: Black Bean Bag and Red Ribbon.

Thrown Alchemical Potion of Petrify

Range: Touch

Duration: game day or until used

Stacking: Base

The caster can create a thrown potion that will turn a being into stone. When a being is struck by this thrown potion (green bean bag) the target and their non-magical possessions are turned into stone for 1 minute. The target will detect as magic. While petrified, the target cannot be affected by any non-damaging spell, including [Rock to Mud](#), and cannot be healed. If the target is poisoned or has some form of continuing damage, such as a disease or curse, then the poison or continuing damage will effectively be frozen until the end of the spell's duration or until the target is turned back into flesh. While the target is stone, they will take only one point of damage from any attack other than [No Defense](#), against which they will take full damage. The effects of this potion may be dispelled with a [Dispel Magic](#) spell. When the [Petrify](#) ends, either by running the full duration or being dispelled, the target will take 10 points of [No Defense](#) damage. A reverse [Petrify](#) will reverse the effects without causing any damage to the target. This is an LI ability. The caster must wait 5 seconds after throwing a specialty bean bag before throwing another one. Material Component: Green bean bag.

Thrown Alchemical Potion of Plant Attack

Range: Touch

Duration: game day or until used

Stacking: Base

The caster can brew a more dangerous version of their [Root](#) potion. When a target is struck by this potion, plants will animate and grow to entangle and damage the target. The target will take 2 points of damage to their torso per level of the caster and may also become entangled and immobilized. The entangling portion of this spell is LI, if the target is affected, they will be unable to cast spells, activate items, or fight. An unaffected creature may free the entangled target by chopping at the plants with a weapon for 15 seconds. Once freed, the target can fight only defensively for the next 5 seconds while they role-play disentangling themselves. The caster must expend their level in spell points and must call out the appropriate damage and level of effect, for example, a 6th level caster would call out "[Plant Attack](#), 6th level, 12 points of damage" for a cost of 6 ability points. The caster must wait 5 seconds after throwing a specialty bean bag before throwing another one. Material Component: Green bean bag.

Thrown Alchemical Potion of Root

Range: Touch

Duration: game day or until used

Stacking: Base

Any target struck by this potion is [rooted](#) in place for 5 seconds. This effect is countered by the target using [Strength II](#) or greater. The caster must wait 5 seconds after throwing a specialty bean bag before throwing another one. Material Component: Green bean bag.

Thrown Alchemical Potion of Truth Force

Range: Touch

Duration: game day or until used

Stacking: Base

With this ability, the caster is able to create a Truth Serum. When this potion strikes a target, the affected target is compelled to tell the truth. The target must answer all questions as truthfully and completely as they can. This effect will last for 5 minutes. This is an LI spell, and the level of effect must be determined at the time the potion is created. Material Component: green bean bag

Titan Skin

Range: Self

Duration: 1 combat

Stacking: Modifier

This spell provides the caster with 5 additional points of armor. The additional armor will last for one combat or one game day, whichever comes first. Material component: Blue flag.

Tracer

Range: Touch

Duration: Game Day

Stacking: Base

This spell allows the caster to place a magical *Tracer* on an item in their possession. By concentrating on the item for a period of 5 seconds, the caster will get an immediate sense of the direction the item is in. The *Tracer* will only work while the target item is on the same plane as the caster. The duration of this spell is one game day and depends on GM knowledge.

Track Lore

Range: Melee

Duration: Instantaneous

Stacking: Base

By observing a set of tracks for 10 seconds, the caster can gather information about the natural properties of the creature that left them. Natural properties of a creature include information such as how much damage the creature does, what special attack the creature has, approximately how many Hit Points the creature has, whether the creature is natural or special, what the creature's major weakness or major strength is, and other properties defined by the game design or GM. The caster cannot use this ability to determine a creature's level or class. The caster will learn 1 property for every 4 Ability Points expended and can spend up to their level in Ability Points per use.

Tracking

Range: Self

Duration: Unlimited

Stacking: Base

A caster can see and follow a faint, old, covered, or obscured trail. This skill is limited by GM knowledge.

Tracking Scent

Range: Self

Duration: Unlimited

Stacking: Base

The caster gains the ability to track a creature by scent. The caster does not need to have seen the creature before [Tracking](#) but must have smelled their scent. i.e., the caster could track a band of marauders from the scene of an ambush. This skill is limited by GM knowledge.

Transfer HP

Range: Touch

Duration: Game Day

Stacking: Base

A caster can transfer their own hit points, in any increment to someone else, a maximum of 1 point per level. This ability will reduce the caster total Hit Points by the amount transferred. The caster may not heal the transferred points. This will

increase the recipient's Hit Points by the number of points transferred, raising the recipient's total hit points. Once cast, this ability will last for the entire game day and is not dispellable, including by the caster death. It will expire at game day end. This ability is subject to the consent rule.

Tree Shift

Range: Self

Duration: 5 minutes

Stacking: Base

By using this spell, the caster can remove themselves from danger by joining themselves with a nearby tree. This spell has no casting time and is activated by the caster saying the word "*Tree shift*" aloud. When the caster casts this spell, their body will disappear, and they will "*shift*" into any tree within 50 feet. If there are no trees within 50 feet then the caster can shift into any non-magical wooden object that is at least as large as a short sword, such as a mundane shield or staff. While under the effects of this spell, the caster can send one message as per the [Message](#) spell at no additional point cost.

To indicate that they are under the effects of this spell the caster should display a white flag, and must immediately identify the affected tree or wooden object to their GM. The caster must leave the immediate area and cannot interact with other participants for the duration of the spell. While in [Tree shift](#) the caster may not activate magic items or use SAS. The tree the caster has shifted into will radiate magic if properly detected or revealed. If the tree sustains double the caster base Hit Points to death from either mundane or magical fire, the caster will die. No other form of attack will cause damage to the caster while they are in [Tree shift](#).

While in [Tree shift](#), all spells will continue to run normally, those with a duration of the next combat will expire 1 minute into the [Tree shift](#). While in [Tree shift](#), poison and disease are halted as if the caster is under the effects of a [Stasis](#). Once the caster leaves the tree, poison and disease will again begin to run normally.

The caster must wait the full duration of the spell before they can exit the tree unless another character casts a 4th level [Dispel Magic](#) on the tree. The caster can reappear either on the spot where they cast the spell or next to the targeted tree. Material component: White flag.

Tripline

Range: Combat

Duration: Game Day or until triggered

Stacking: Base

This ability allows the caster to set a mechanical trap known as a [Tripline](#), which will be triggered by the first creature other than the caster who enters the area of effect. The [Tripline](#) will cause 2 points of damage per ability point expended, plus a 5-second [Knockdown](#), all damage is applied to the target's torso. The caster may expend up to their level in Ability Points per [Tripline](#) but must expend at least 3 ability points.

The caster must specify the exact boundaries of the [Tripline](#) to the GM and must either remain within 30' of the trap or mark the area with a yellow flag for it to remain effective. If the caster remains within 30' of the trap, they are responsible for calling out the effect of the trap when it is triggered, if they mark it so that the GM knows the location, a GM or NPC should call the effect when it is triggered. A caster can only have one [Tripline](#) in existence at a time. A [Tripline](#) cannot be seen by other characters but will be identified by SAS such as [Sense Traps](#). The duration of [Tripline](#) is until triggered or one game day, whichever comes first. Material component: Yellow flag.

True Kill Dagger

Range: Touch

Duration: 15 Minutes

Stacking: Modifier

The caster may choose to apply 20 points of no defense to their [Kill Dagger](#). All normal effects of [Kill Dagger](#) will apply to the target of the [Kill Dagger](#). This will expend a use of [Kill Dagger](#) for the caster.

True Sight

Range: Self

Duration: 5 minutes

Stacking: Base

This spell allows the caster to see the true form of targets that are shape-changed, illusory, invisible, under the effects of a phantasm, or under the effects of SAS such as [Polymorph](#), [Disguise](#), or any type of concealment. A target must be within 30 feet for the caster to see it in its true form, and the spell moves with the caster.

Truth Force (Pool)

Range: Melee

Duration: 5 minutes

Stacking: Base

When the caster uses this ability, an affected target is compelled to tell the truth. The target cannot avoid answering by remaining silent. The target must answer all questions as truthfully and completely as they can. This is an LI and Pool ability.

Truth Sense

Range: Combat

Duration: 10 minutes

Stacking: Base

With this skill, the caster can determine when a target of their level or below is telling lies but will not know which exact words are lies. Omissions of truth will not be revealed by the use of this skill. If the opponent is unaffected by this skill, the use is still counted against the total number of uses for that day and 5 seconds must pass before the caster can use another SAS or magic item.

Twin Shot

Range: Self

Duration: Instantaneous

Stacking: Modifier

The caster nocks two arrows and fires at two nearby enemies. Targets must be within 10 feet of each other. This may include SAS arrows, but a caster may not use this ability to use any effect that would further increase the number of arrows fired. If using an S/A/S, then the caster pays the cost for a single use of the S/A/S and it will affect both arrows.

Uncanny Senses

Range: Self

Duration: Permanent

Stacking: Base

At this level, the caster has gained an uncanny sense of the world around him. The caster has a permanent [Sense I](#) up at all times.

Unraveling Song

Range: Combat

Duration: Instantaneous

Stacking: Base

This ranged song causes all spells, skills, and abilities that are present on the target creature to immediately be dispelled. This song will not affect any S/A/S that has a duration of until used. This does not prevent the spells from being recast. This song causes such a strain on the caster that they may only cast it once a day.

Walk on Liquids

Range: Self

Duration: 5 minutes

Stacking: Base

With this ability the caster can move at a normal walking pace on any horizontal liquid surface, the ability does not require great concentration but cannot be used while carrying another individual. The caster may defend themselves from attack but may not use other SAS while using this ability. If the caster is knocked down while walking on liquids, they will take the [Knockdown](#), but will not sink. This ability does not protect the caster from damage caused by hazardous liquids such as acid or lava.

Wand of Branding

Range: Combat

Duration: Special

Stacking: Base

The target of this spell will take 2 points of damage per level of the caster, this damage is applied to the target's torso or a target's limb, based on the magic user's choice. Damage from this spell is considered to be magical damage and is not treated as fire damage. The recipient is left with a brand mark specified by the caster, which can be up to 1"x1" in size. A 1st level [Dispel Magic](#) will remove the brand mark. Material component: Wand

Warp

Range: Combat

Duration: Instantaneous

Stacking: Base

This spell allows the caster to [Warp](#) a wooden object out of shape, which will render it useless. The caster can affect up to 3 cubic feet of wooden material, which can consist of a single object or a tightly packed bunch of objects. [Warp](#) can be used against held or worn items such as a mundane bow, staff, or quiver of arrows, but has no effect on magical items or

weapons. Warped items can be repaired with a [Mend](#) or reverse [Warp](#), but not by [Dispel Magic](#). The reverse of this spell will repair a Warped item.

Water Form

Range: Self

Duration: 5 minutes per level

Stacking: Base

While submerged in water, the caster is immune to drowning and any other detrimental effects of being submerged that are caused solely by the water as in Ducksback. Effects from other conditions such as heat or cold still apply. While submerged the caster is considered to be a creature of water and other natural water creatures will treat him as one of them, essentially under an [Animal Pact natural water creature](#). Additionally, while submerged in the water the caster may use [Speed](#) one time.

Wathit

Range: Combat

Duration: Instantaneous

Stacking: Base

By observing a creature for 5 seconds, the caster can gather information about its natural properties. Natural properties of a creature include information such as how much damage the creature does, what special attack the creature has, approximately how many Hit Points the creature has, whether the creature is natural or special, what the creature's major weakness or major strength is, and other properties defined by the game design or GM. The caster cannot use this ability to determine a creature's level or class. The caster will learn 1 property of their choice for every 2 spell points expended and can spend up to their level in spell points for each use of [Wathit](#).

Weak points

Range: Melee

Duration: 5 minutes or 1 Combat

Stacking: Modifier

When the caster has used [Gauge Opponent](#), they may then use this skill, but only to attack the target of [Gauge Opponent](#). Once during the duration of this skill, the caster may, upon a successful melee strike, increase their melee weapon damage by an amount equal to twice their level. If the attack misses or is negated by [Dodge Blow](#) or [Evade](#), the skill is still considered to have been used. After this skill is used, it may not be used on the same target for 5 minutes. If this skill is not used on a target of [Gauge Opponent](#) by the end of game day, its use is lost.

Weakness (Pool)

Range: Combat

Duration: 5 minutes

Stacking: Base

This spell weakens the target, causing all weapon damage to be reduced by $\frac{1}{2}$ (round up) for the duration of the spell. This damage includes all hand-held damage, thrown weapons and propelled missiles. This is an LI and Pool spell.

Weapon Disenchant

Range: Melee

Duration: 1 Combat

Stacking: Base

When striking an enemy's weapon, the caster may use this skill. Damage dealt by the weapon affected is immediately reduced by an amount equal to $\frac{1}{2}$ the caster level. This effect may be countered by the effects of [Mend](#), [Blade Sharp](#), or when combat ends.

Weapon Oil: Elemental Weapon

Range: Touch

Duration: game day or until used

Stacking: Modifier

This oil enhances a melee weapon with elemental damage. The affected weapon will cause 1 additional point of magical damage for every 2 Ability Points expended by the caster, and the caster can spend up to their level in ability points. The caster must specify when creating the oil whether the additional damage will come from Earth, Fire, Ice, or Lightning. When the weapon is used in melee, the wielder should call the total amount of damage per strike and the specific type of elemental damage, for example, "*8 magic, Fire*". The duration of the enhancement is one combat or one game day, whichever comes first. It takes 5 seconds to apply the oil. Material Component: Black bean bag with a Blue ribbon.

Weapon Oil: Impact

Range: Touch

Duration: game day or until used

Stacking: Modifier

This oil increases the damage of a weapon by +1 per 2 Ability Points spent, to a maximum of +5 damage. The caster may spend a number of points equal to their level. This oil can affect 1 melee weapon, 5 daggers, or 5 arrows. When the oil is used, the effects last for 1 combat or 1 game day. It takes 5 seconds to apply the oil. Material Component: Black Bean Bag with a Blue ribbon.

Weapon Oil: Transmute

Range: Touch

Duration: game day or until used

Stacking: Modifier

When the caster creates this oil, they must declare what material property it grants to a weapon. Choices include silver, cold-iron, gold, etc. When the oil is applied to a weapon, it gains the chosen material property for 5 minutes or 1 combat. If a weapon already has a material property, then it is temporarily suppressed for the duration and the weapon takes on the new property. It takes 5 seconds to apply the oil. Material Component: Black Bean Bag with a Blue ribbon.

Weapon Shatter

Range: Melee

Duration: Instantaneous

Stacking: Base

With this skill, the caster can shatter any non-magical hand-held or propelled missile weapon by striking it with their own weapon. The target character must immediately drop the shattered item. Once shattered the weapon is rendered useless, but it can be restored by the spell [Mend](#). This skill and the spell [Warp](#) are the only way that weapons can be damaged by characters in combat.

Weapons Instructor

Range: Combat

Duration: Instantaneous

Stacking: Base

With this skill, a caster can teach other characters how to use bows or an additional weapon group (Dual Wield, Great Weapon, Single Weapon, Weapon and Shield). This is only good for the game day only. If a target gains the ability to use a bow with this ability, they will use their thrown damage as their base. This ability will also allow a caster to refocus a weapon use from one category to another if the weapon characteristics allow it to fall into multiple categories/groups. The caster should role-play teaching the character how to use the new weapon for 1 minute.

Wrath

Range: Combat

Duration: Game Day or until used

Stacking: Base

This spell allows the caster to place himself under the protection of their deity and warn a potential attacker that any attack will incur the deity's [Wrath](#). This spell may be cast at any time, and the caster must issue a warning to the target of their choice, the caster can change targets at any time by warning another opponent, and the spell will remain in effect until the active target takes damage from the spell. 5 seconds must pass before the target of a [Wrath](#) can be changed. A discharged [Wrath](#) will cause 2 points of No Defense damage per level of the caster to the target's torso.

To warn a character that they are the target of [Wrath](#), the caster must call upon the character to *"Cease in the name of _____" (using the name of their own deity)*. This warning must be called out loudly enough to be heard by the intended target, and the entire warning must be called out loudly each time the target is changed. The target does not have to understand the language used for either the incantation or the warning phrase.

If the caster is attacked by the active target, they should call *"Wrath"*, followed by an identification of the target and the amount of damage. An attack includes non-damaging actions such as [Sweep](#), [Throw](#), [Crash Time](#), [Numbing Blow](#), and others.

Any attempt by the active target to dispel the [Wrath](#) is considered to be a hostile action and will discharge the [Wrath](#) and spend the points used to cast [Dispel Magic](#). If the Cleric attacks the active target of the [Wrath](#), they will take ½ of the damage from the spell and their opponent will not be damaged by the spell, the [Wrath](#) will be expended. The duration of the spell is until used or one game day, whichever comes first.

Chapter 16: General Rules and Information

Safety

Above all else, safety is the goal of the IFGS; you will see this repeated many times. Everything that is done in the IFGS, from designing an adventure, to building a physical challenge, to building a weapon, to making a costume, needs to be done with safety in mind. Safety does not detract from the fun of the game. It does not take any more time, and in the long run, it adds to the pleasure that everyone experiences. Everyone is responsible for safety, and everyone benefits.

Physical Contact in Combat

During melee, physical contact with anything other than a safety-approved weapon is strictly forbidden.

Disallowed Items

For safety reasons, real weapons are banned from IFGS events. The only exception to this rule is the survival-type pocketknife that is often carried in the outdoors; a pocketknife should be hidden from view and brought out only if necessary. The consumption of alcohol is strictly forbidden during an IFGS game. Other than medications prescribed by a doctor for an existing medical condition, alcohol and other mind-altering substances are strictly forbidden.

Time Stop

A time stop is a temporary freeze of in-game action and may be called by the GM for any reason or by any participant for safety reasons. A Time Stop can be called aloud by name or can be indicated by a blow of a whistle. When a time stop is called, all participants should immediately freeze and await instructions from the GM.

There may be times when an effect or rule is not clear between two participants. In these cases, the participant who is clear on the effect or rule may, as a courtesy, wish to take a step back and explain to the other person the exact nature of the effect. In most cases, these types of problems can be handled between two participants without stopping an encounter for everyone else.

Time Freeze

A time freeze is a temporary freeze of in-game action and may be called by game staff for game-related activities. All the restrictions of Time Stop apply except PCs must close their eyes. This is usually used by production for certain in-game effects.

Down Time

Downtime is a mandatory period of out-of-game time that exists in long-duration games; during this time in-game effects are suspended. Downtime consists of at least 8 hours during each 24-hour period.

Clothing and Gear

The clothing and gear that can be worn and used by IFGS participants are limited primarily by the imaginations of the creators. Some characters choose to come into a game fully equipped with almost every item imaginable, wearing an elaborate costume. Others choose to come into a game with just their weapons and lunch, wearing blue jeans and a simple tabard. What you bring and wear is your choice and can be used to enhance your role-playing opportunities. Be aware that you are expected to have reasonable representations of any item your character is carrying on course.

If no rules of safety or gameplay are violated, players may bring anything that it would be reasonable for their characters to possess, including food, drink, rope, hooks, mirrors, candles, containers, paper, or writing tools. Because these types of items are considered to be available to the average adventurer at minimal expense, they have no gold piece cost. Please remember that safety is important – an item such as a heavy, sharp grappling hook would not be considered safe, and

should not be carried in-game. If you have a question about whether an item is appropriate for use in a game, talk to the GM, GP, SO, or GD.

When your character is “*between games*”, his allowable actions are limited. Gold and treasure may only be traded, sold, or acquired in a sanctioned IFGS game; spells, abilities, skills, and magic items cannot be used between games. Between-game actions are for role-playing purposes only (for example, Lug meets Sir Aminor and they become fast friends) and cannot generate in-game effects or benefits beyond the basic equipment described above.

Check with the game producer to determine clothing needs, since a 4-hour bar game will have different needs than an 8-hour line course in the woods requiring you to use a zip line. Flip-flops are not a good choice for walking in the woods.

Costuming Guidelines

Design your character’s costume for practicality as well as atmosphere. Make sure you can wear it for long periods in the outdoors. Pockets, belts, and pouches are useful for carrying all your necessary items. Do not worry if some of the things you need to bring with you seem out of place or anachronistic, for they will usually be ignored. For example, eyeglasses have been around since at least the 13th century, so do not feel unrealistic if you need to wear them. Characters may carry books that contain a list of the spells or abilities that they can use, along with their incantations and any other information they want quick access to during the game.

To reduce confusion in a game, each character should wear only one specific costume, distinct from other costumes. If you see the same individual wearing the same costume later in the day, then he is probably playing the same character. If the individual is in a different costume, then he is probably playing a different character. A player character should never make drastic changes to his costuming during a game unless it is to convey the use of a skill such as [Disguise](#). Try to ensure that the elements of your costume do not obstruct your vision or unnecessarily hinder your movement.

Costume Uniqueness

Each PC is expected to have something unique about their costume to allow for fast designation in combat. This can be a specific color, a unique symbol, or even a long feather in a cap.

Costume Restrictions

The use of real-world symbols, either religious or military, are subject to GP approval and may be disallowed on course.

Disguises

A character is not allowed to apply a physical disguise during a game to hide his identity unless it is used in conjunction with a Skill, Ability, or Spell.


Treasure

At the end of a game, any special or magical items a PC has acquired during the adventure must be checked in with the Registry Representative. If a PC wishes to keep an item secret from his teammates, he must still check it into the Registry, although he may be discreet about it. Magic items, magic weapons, and treasure that were not procured by the character in a sanctioned IFGS game may not be brought into an adventure.

Physical Representations

If a character finds a magic item during an adventure, he will be informed if he may take the physical representation of the item. If he cannot take the physical representation, then he must make or obtain a copy of the item for his use in future adventures.

To use a melee, projectile missile, or thrown missile weapon in-game, a player must have an appropriate physical representation. With respect to other items, you must carry some representation of any item you claim to have. While items such as a mirror or a candle are small enough to carry into a game, other items, such as a 50’ length of rope, might be less practical. With your GM’s permission, you might be able to carry a scaled-down representation of a large item, such as



a 50' length of cording in place of full-size rope. Any magical items, including scrolls or potions, that you have acquired in previous games must have a physical representation to be usable in the game.

Many skills, abilities, and spells require physical components such as a flag, a light, or a piece of duct tape. PCs are responsible for providing their own physical components and if they do not have the rep the GM may disallow the ability.

NOTE: IF THE APPROPRIATE PHYSICAL COMPONENT IS NOT USED, THE SKILL, ABILITY, OR SPELL WILL NOT FUNCTION.

Gold

Every new player character starts his first game with 100 IFGS gold pieces (GP). Players gain gold as a part of their treasure by finding it on the bodies of monsters, in locked chests, and in other similar places during a game. The amount of gold available in a game is specified in the game script. A character cannot borrow money from the Registry but may attempt to get another character to lend them money. A PC is not required to bring all their gold into a game and can tell the Registry Representative exactly how much of a character's gold they wish to take into a particular game.

The RR may distribute gold representations to the players at the beginning of each game and collects the representations at the end of each game; players do not keep the gold between games. NPCs may also have gold, depending on game design, and will receive representations from either Registry or a game staff member. If you're a PC, you should be especially careful that you don't accidentally lose any gold in the game – any that you lose will also be deducted from your character's total gold at the end of the game.

Hit Points

Hit Points represent the amount of damage a character can take before he will lose a limb or die. The Hit Points for each character class and level are provided in Chapters 3 through 12, which discuss the character classes in detail. Each character can take a defined amount of damage before they become unconscious and start to bleed out. When a character takes this amount of damage, they must lie down on the ground; a character is unable to move or fight and cannot participate in the events that are occurring around them. The character is not dead but is "*bleeding out*".

Bleed Out

Each character can take a defined amount of damage before collapsing. When a character takes this amount of damage, defined as Hit Points reaching zero, they are bleeding out and must lie down on the ground. The character will be Bleeding out and Unconscious. If no healing is applied, then the character will die at the end of the 5 minutes.

No matter how much damage a character takes, they cannot be reduced to below 0 Hit Points. Any healing that brings the character above 0 life points removes any bleeding status, and the character is no longer at risk of death.

NOTE: A BLEEDING OUT CHARACTER IS HELPLESS AND CAN BE THROAT SLIT, MEANING DEATH OCCURS ONE MINUTE LATER, AS NORMAL.

Hit Points for each Limb

This is the number of Hit Points that each of a character's limbs can absorb before it becomes incapacitated. Any damage caused to a limb does not count towards a player's total Hit Points, and all damage caused to a limb after it is incapacitated is ignored unless specifically stated in the description of a spell, ability, or skill. It is possible for a character to lose the use of all four limbs and still remain conscious.

When a limb's points are reduced to 0 it is unusable but not severed. At this point, all weapons, or objects that the limb was holding must be dropped, and any strapped-on items such as shields must hang limply to one side and may not be voluntarily moved. The character must role-play having no use of the limb until it is healed, and the limb may not be used as a shield.

Healing Damage

Characters may have their damage healed by spells, potions, scrolls, and other similar devices; these types of healing may also be used to restore limbs to usefulness. A character is automatically healed for their level in Hit Points after resting overnight, which is usually represented by official downtime. Additionally, a character can bind his own wounds or those of another character for 2 points of healing; each character can receive 2 bindings each game day. This healing is instantaneous, but a physical representation of the binding must be worn for at least 1 hour; if the representation is lost, then the damage will return.

A character that is dead may be restored to life with various spells such as [Life Spark](#) or [Raise Dead](#), each of which is subject to some limitations. Depending on the game design, it may be possible for characters to carry out the body of a dead comrade and have him restored to life at a future date.

Death

In the fantasy world of the IFGS, death is rarely permanent. See [Chapter 21 - Death](#) for full details on death and its consequences.

Special Types of Damage

There are a few special types of damage that can only be used on a victim who is bound, unconscious, asleep, magically slept, paralyzed, magically held, or otherwise immobilized. These attacks do not cause a defined amount of standard damage, such as that caused by an arrow, but instead, cause a specific type of wound that must be healed in a specific manner. Armor and magical protections do not provide any protection against these types of damage. If a character is pretending to be unconscious, he is considered to be immobile and can be affected by these special attacks.

Limb Sever

To perform a [Limb Sever](#), you should call out "*Limb Sever*" while you role-play delivery of the blow. 5 seconds must pass between limb severs and you must be roleplay severing the limb for 5 seconds. The limb may only be reattached by receiving twice its Hit Points in healing within 5 minutes. When the limb is reattached, it will be at full limb points and will require no additional healing. Only the character's original limb may be reattached. If the limb is not reattached within 5 minutes, only certain spells like [Regenerate Limb](#) will restore the limb. The head is not considered to be a limb and therefore cannot be severed with this type of damage. If a target is dead, the head may be severed for role-playing purposes with the GM's permission.

Throat Slit

A Throat Slit is used to kill a character with a single blow; to perform a Throat Slit, you should call out "*Throat Slit*" while you role-play drawing a weapon across the target's throat. Under no circumstances should you actually touch the target's throat. 5 seconds must pass between throat slits and you must roleplay the throat slit for 5 seconds. A PC or NPC that is bleeding out may be throat slit.

Throat slits do not require an edged weapon. A Throat Slit must be healed for at least 12 points within 1 minute to prevent the target's death; this healing can come from potions that are administered by another person. A character that has been Throat Slit cannot take any offensive action; cannot walk, run, or perform any other significant amount of movement; and cannot cast spells, read scrolls, or do anything else that requires speech; however, they may wave their arms for help if conscious or drink a potion of healing. A character that has been Throat Slit may place a red flag over or around his throat or dangle a red flag from his mouth to indicate that he has been Throat Slit. A creature that is naturally asleep will be awakened by a Throat Slit, but one who is magically slept will not.

PC Fairness Rule

The PC Fairness Rule is available for use by any PC in a game unless otherwise determined by the Game Producer. All the publicity materials for a game should indicate whether this rule will *not* be available in a game, and it must be clearly communicated to all PCs prior to the game.

NOTE: THIS RULE IS ALWAYS IN EFFECT UNLESS IT IS STATED ON THE GAME FLYER THAT THE RULE IS NOT IN EFFECT. THIS CANNOT BE CHANGED ON GAME DAY.

If a PC learns that he has been adversely affected by the action of another PC, he has 1 hour to decide whether he wishes to invoke the PC Fairness rule and inform a GM. The GM must judge whether the use of this rule is appropriate and is responsible for revising the events involved. If a GM determines that the PC Fairness rule use is warranted it will completely negate the effects of the action and will remove all memories of the action from the characters involved; history will, in effect, be rewritten. If a player disagrees with the decision of the GM, he may appeal to the Watchdog.

Chapter 17: Weaponry



Any system that involves combat must have some sort of weapon with which the combat is fought. The IFGS gaming system is no exception, but it has the added restriction that the combat must be as safe as possible for the participants. IFGS weapons consist of a lightweight core covered with foam and wrapped in cloth or approved commercially made latex or “hybrid” weapons. This is only a brief description of the kind of weapons used in IFGS games, but it should be clear that no real weapons are used in the fighting that occurs during a game. A general description of the allowable weapon types is given in this chapter.

All weapons will be checked by a safety officer before being allowed on course.

NOTE: ONLY WEAPONS APPROVED BY THE IFGS GAME SAFETY OFFICER, OR AN OFFICIAL DESIGNATED BY THE GAME SAFETY OFFICER, ARE ALLOWED IN AN IFGS EVENT.

In the IFGS gaming system, there are three classes of weapons: hand-held melee weapons, propelled missile weapons, and thrown missile weapons. The amount of damage a character does with a weapon is largely dependent upon her class and level. Players may bring as many safety-approved weapons on course as they wish to carry.

Use of Weapons

The use of weapons in IFGS games is controlled to some degree; there are areas of the body that may not be struck under any circumstances. These areas include the head, the groin area, and the throat. Physical contact in melee situations with anything other than a legal weapon is strictly prohibited and may be cause for expulsion from the game. Similarly, hits with a legal weapon to the restricted areas can be treated in like fashion if the GM or Safety Officer decides that it was done maliciously or if it occurs by the same person on a regular basis. Attacks to other areas of the body should be made carefully and without undue force. The general guideline is to hit your opponent hard enough that they are aware of the hit, but not so hard that it will hurt them. Whether you are a PC or an NPC, if you feel someone is hitting you too hard it is your responsibility to inform them of that fact. If the person continues to do so, you should inform the GM. If a PC or NPC’s weapon physically breaks or otherwise becomes unsafe in the course of the game, they may replace it with a suitable substitute since it is only the rep of the item breaking. This does not apply to any special in-game effects designed by the game writer to “break” a weapon.

Propelled Missile Weapons

This classification includes bows, crossbows, and other ranged weapons as allowed by game design. Only classes that have bow use listed under their description can use bows or crossbows. Characters who wish to use a bow in the game must carry a physical representation on the course; cardboard or foam representations are recommended. A physical representation of a bow, crossbow, etc., (bow rep) must be constructed in such a manner as to pass all safety checks and be made of materials that are safe for all participants in an IFGS game, player, and non-player alike. A real bow or real

crossbow may not be carried into a game. If a bow is to also be used as a melee weapon it must also pass all safety checks that pertain to melee weapons. Bows and crossbows are never actually fired during an IFGS game.

Combo Weapons

A combination weapon is defined as a melee weapon and a missile weapon that has been combined to be wieldable in both melee and propelled missile combat. Only one melee and one missile weapon may be combined in this way. A single prop represents the combined weapon, and it must pass all safety requirements for both melee and missile weapons.

When acquiring magical versions of a combination weapon, each component must be purchased/acquired separately. This represents things like a musket with an affixed bayonet. The bayonet could be a +1 magical melee weapon while the musket is still a mundane missile weapon. The missile weapon component must be defined as a one-handed or two-handed missile weapon and is independent of how the weapon is wielded in melee.

Thrown Missile Weapons

This classification of weapons includes throwing daggers and stars, acid, flaming oil, holy and unholy water, rocks, and some spell and ability effects.

Each type of thrown weapon or thrown SAS effect is represented by a bean bag of a specific color. The construction of these bean bags is discussed later in the book. In general, bean bags must be at least 2 inches square and no larger than 4 inches square.

Bean bags are the only weapons that may be thrown during a game. You may throw a bean bag any way you like but should be careful not to throw it with too much force; you are not permitted to hurt your target. Bean bags should never be thrown at the head, neck, or groin area. Bean bags should not be heavy enough to actually hurt the target and must be approved by the Safety Officer. There is no hard limit on the number of bean bags you can carry, but a Game Producer may choose to limit the number of any and all bean bags that a character can bring into a game.

A character may only throw one bean bag at a time. In general, unless otherwise magically specified, the item represented by the bean bag can only be used once per game. This does not indicate that the bean bag itself may not be reused, but only that the item that the bean bag represents was destroyed or lost when thrown and may not be reused. Acquisition of additional, similar items is required to use them again in that game. Bean bags that represent mundane rocks and daggers can be retrieved and reused with GM permission.

Example: If Gozer has a flask of acid (a red bean bag) and throws it at a dragon, the acid will be used whether it hits the dragon or not. If Gozer possesses another acid flask (red bean bag), he may use it immediately. If he purchases or finds another flask of acid in-game, he can reuse his first bean bag as a representation of the new flask.

Players should pick up their used bean bags after each encounter and store them in their belongings; putting your initials on your bean bags can help identify the bean bags that are yours. Bean bags, their damage, and their effects are summarized below.

Acid

Acid can be used to cause damage to an opponent or other objects in-game. A vial of acid does 3 points of damage to most creatures or objects but may have additional effects Based on game design. Armor provides normal protection against acid bean bags. Call "*Acid, 3 points*" when throwing this bean bag.

Flaming Oil

Oil flasks can be turned into flaming oil by tying or attaching a red string or piece of cloth to the bean bag representing the oil. Flaming oil does 3 points of damage to most creatures and is also commonly used to destroy the bodies of creatures

that might regenerate, such as trolls. Armor provides normal protection against flaming oil. Call “*Flaming Oil, 3 points*” when throwing this bean bag.

Holy/Unholy Water

Holy and unholy water can be used by any class for various role-playing purposes, in which case it does no damage. It can also be used by any character class as a weapon against certain types of undead and other creatures by game design. The damage that holy or unholy water does when used in this fashion is 3 points. This may vary by game design. Call “*Holy Water, XX points*” when throwing this bean bag.

Oil

Oil by itself does no damage and is used for role-playing purposes to help lubricate or burn objects. A character cannot be saturated in oil unless the character is bound, unconscious (not normally asleep), magically held, etc. In this case, saturation with oil followed by the lighting of that oil will produce damage equal to 3 points per flask of oil that was used to saturate the character. This damage will be done as a whole, and the damage in this form is instantaneous upon the lighting of the oil (for example, if an unconscious character were covered with ten flasks of oil, and the oil were then ignited, she would instantaneously take 30 points of damage, not 3 points of damage ten times). Armor provides normal protection against this damage. This method of damage does not apply to throwing oil flasks.

Throwing Dagger, Throwing Star, and Rock

A throwing dagger, throwing star, or rock can be used to cause damage to an opponent or other objects in-game. The damage caused is determined by a character’s class and level and is increased by damage enhancements. These bean bags can be recovered after use and can be used any number of times. Armor provides normal protection against throwing daggers, stars, and rocks. The one-point rule also applies to these types of bean bags. Participants should call out the appropriate amount of damage when throwing these bean bags.

Spell and Ability Effects

Two spell/ability effects, [Seeds of the Elements](#) and [Physical Attack](#), as well as many Alchemist abilities, use throwing bean bags as a physical component. These bean bags are only usable by a character of the appropriate class and level, or by use of a magic item.

Summary of Bean Bags			
Bean Bag Color	What it Represents	Damage	Reusable?
Gray	Throwing Dagger or Star	Base Damage + Modifier	Yes
Brown	Rock	Base Damage + Modifier	Yes
Red	Acid	3 points + Modifier	No
Black	Oil	0 points	No
Black w/Red Tie	Flaming Oil	3 points + Modifier	No
White	Holy/Unholy Water	3 points + Modifier	No
Green	Seed of the Elements / Alchemist potions / Spell Plague poison	Variable	Special
Purple	Physical Attack	Variable	Special

Chapter 18: Armor and Other Protections

In the IFGS, physical armor and magical protection are both quite common, and each plays an important role.

Physical Armor

In order to achieve a fair degree of realism, as well as for variety and simplicity in IFGS games, four types of armor are available: cloth, leather armor, chain mail, and plate mail. These are the only types of armor that are officially recognized for use in games. Each type of armor deflects or absorbs a different amount of damage. Magical armor can be purchased or acquired as a treasure in some games, and often provides more protection than its non-magical counterpart

Cloth armor – This type of armor provides 1 point of protection and can be worn by any PC.

Leather armor – This type of armor provides 2 points of protection and can be worn by Fighters, Knights, Rangers, Clerics, Druids, Thieves, and Battle Mages.

Chain mail – This type of armor provides 3 points of protection and can be worn by Fighters, Knights, Rangers, Clerics, and Battle Mages.

Plate mail – This type of armor provides 4 points of protection and can only be worn by Fighters and Knights

Armor Availability

All characters may come into their first adventure with a suit of cloth armor at no cost. This is the only type of armor a character can have when starting his first game; the cost of this starting armor does not count against his starting gold. A character can obtain better armor by finding it in a game as treasure or by purchasing it in-game. Armor cannot be obtained by any character between games.

Representations of Armor

To indicate that physical armor is being worn and to indicate its type, a character must wear a 2"x2" square "armor patch" of cloth on his chest. A green patch indicates cloth, brown patch indicates that leather is worn, blue indicates chain mail, and red indicates plate mail. Accurate and easily identifiable facsimiles of armor may be worn instead of or in addition to armor patches but are subject to GM approval. Only one suit of armor may be worn by a player at a time.

Color of Patch	Armor
Green	Cloth
Brown	Leather
Blue	Chain mail
Red	Plate mail

Magical Protection

Certain spells, abilities, and magic items can provide magical protection from damage. The amount of protection given will vary from spell to spell and item to item but will always be defined in the spell or ability's description or in the item's [Savvy](#).

Effectiveness of Armor and Protections

Armor and magical protections are effective against most forms of attack, including missile, thrown, hand-to-hand, and magical attacks.

Attacks that do [No Defense](#) damage or other attacks that specifically state that they are not affected by armor are exceptions from this general rule. [Kill Dagger](#), throat slits, and limb severers are also exempt from armor and protections.

Only when specifically stated in the description of a spell, ability or skill will protections not work against all attack forms.

Characters taking no damage from an attack for whatever reason (for example, an NPC that is not affected by blunt weapons) should call out “no mark” or “no effect” loudly enough that the attacker understands that he is doing no damage.

Armor & Magical Protections Do Not Protect Against:

- ◆ Throat Slits
- ◆ Limb Severs
- ◆ Killing Attack
- ◆ Kill Daggers
- ◆ No Defense Damage
- ◆ Carried Effects, such as poisons
- ◆ One-Point Rule

Shields & Bucklers

There are two types of ‘shields’ that a player may use in the IFGS. The first is a smaller buckler that may be worn by any class. The second is a full-sized shield that can only be used by certain classes.

Shields and bucklers are used to fend off hand-held melee attacks. A character may bring a shield or buckler into the game at no cost, but if it is lost or for some reason becomes nonfunctional, the player will have to continue the game without it. A shield or buckler may be replaced between games at no cost to the character. Shields and bucklers do not take damage from any kind of normal attack.

A shield or buckler is a defensive device and as such can never be used to rush, overbear, or move an opponent. They cannot be used as a weapon. Shields, bucklers, and any weapons attached to them do not cause any damage.

Shields and bucklers will protect against damage from most thrown bean bags if the bean bag clearly hits the shield or buckler and does not contact the person. Certain bean bags will carry past a shield or buckler and that information is listed in the SAS description. Shields and bucklers do not block any magical damage caused by spells or magic items that duplicate spell effects.

Items cannot be attached to a shield to increase the overall dimensions of the shield. A character may only use one shield or buckler at a time, and it must be held in the hand or attached to the character’s hand or arm. Sheaths, belts, arm bracelets, backpacks, or similar items are not considered to be shields or bucklers.

NOTE: TO BE EFFECTIVE A SHIELD MUST BE ACTIVELY IN USE. A SHIELD THAT IS SLUNG ON THE BACK PROVIDES NO PROTECTION. ADDITIONALLY, JUST HOLDING A SHIELD AT YOUR SIDE AND NOT USING IT ACTIVELY PROTECT YOURSELF FROM AN ARCHER DOES NOT STOP NON-CRITICAL MISSILE DAMAGE.

Buckler

No buckler may exceed an external circumference of 60”. This length is to be measured by stretching a string around the outer limits of the shield; inner concavities are ignored. In other words, for a star-shaped shield with multiple points, stretch the string around the outermost points. The shield must include at least one solid section 15” or larger in diameter.

NOTE: BUCKLERS DO NOT PROTECT A PERSON FROM MISSILE DAMAGE FROM ARROWS.

Shield

No shield may exceed an external circumference of 140". This length is to be measured by stretching a string around the outer limits of the shield; inner concavities are ignored. In other words, for a star-shaped shield with multiple points, stretch the string around the outermost points. The shield must include at least one solid section 20" or larger in diameter.

Shields will block damage from non-critical missile fire if the player carrying the shield is actively attempting to interpose the shield between himself and the archer. Shields do not protect against a critical hit or targeted arrow, such as that caused by [***Target Arrow***](#).

Chapter 19: Combat

While not the prime component of fantasy adventuring, combat is a vital one. When the ogre says, “None shall pass,” what else can you do? There is a good deal of simulated fighting in IFGS, however, the stress is on the word “simulated.” Safety is the most important part of IFGS combat. Players and NPCs always have to maintain control of themselves and their actions. The risk of real injuries is too great to be disregarded, no matter what is at stake in the game.

There may come a time when, for safety reasons, a player does not perform an action and her character is harmed for it. That is one of the reasons each team has a GM. After melee has stopped, the player can inform the GM of the situation, and ask for a ruling.



It is a general courtesy to let someone know if you are not affected by her melee damage or spell effect, unless it is a mind-affecting level influential effect, such as [Enthrall](#). If, for example, you are playing a monster that is only affected by magical damage, you should say “No Effect” or “No Mark” when hit with non-magical weapons so that your opponent understands that she is causing no damage.

Combat Defined

Combat begins when an action is taken by a PC or NPC with intent to cause damage or ill effects upon another PC or NPC (this includes magical attacks). For instance, drawing your sword does not initiate combat, but swinging it with the intent to hit someone does. Casting an [Enthrall](#) without the consent of the target will initiate combat. Setting off a trap or a glyph does not initiate combat. Combat can also be initiated between members of a team. Combat ends for all participants when hostile action ceases by all involved parties for a period of 1 minute or ends for an individual after 1 minute out of combat.

Three basic types of combat exist in the IFGS rules system: melee or hand-to-hand combat, which includes fighting with swords, staves, and other hand-held weapons; propelled missile combat, which includes ranged fire from simulated bows and crossbows; and thrown missile combat, which involves bean bags representing various items and abilities. Many spells, abilities, and skills (SAS) can also be classified as combat.

Physical Contact in Combat

For the purposes of safety, during melee, physical contact with anything other than a safety-approved weapon is strictly forbidden. Punching, wrestling, tackling, grappling, martial arts, and other forms of unarmed combat are not allowed in IFGS events. Players are not allowed to block someone’s vision (such as a caster), for example, by putting a cloth over her head. Players are also not allowed to grab or step on another player’s weapons or shield while these are in their opponent’s hands or use a weapon or shield to pin another player’s weapon or shield to large, fixed objects such as the ground, a tree, or a structure. When fighting face-to-face, players should not reach over their opponent’s head to strike them on the back.

NOTE: IF TWO PLAYERS ARE TRYING TO MOVE THROUGH THE SAME SPACE USING AN SAS IT IS SUBJECT TO THE LIMITATIONS STATED IN THE SAS AND GM/SAFETY ADJUDICATION.

Hits to the head, throat, and groin area are strictly forbidden. Any contact to the head with any type of item will be dealt with by the game staff, even to the point of expulsion if deemed appropriate. Occasionally during the excitement of melee someone will accidentally get hit in the head, groin, or throat. If the blow is serious, a “*Time Stop*” should immediately be called, and everyone involved in the combat should freeze where they are and not resume combat until the person struck indicates they are capable of continuing.

NOTE: BLOWS TO THE HEAD, GROIN AREA, AND THROAT NEVER INFLICT IN-GAME DAMAGE.

Armor in Combat

All armor and magical protections are effective against most attacks, including hand-to-hand, missile, and magical damage. Attacks that do [No Defense](#) damage or other attacks that specifically state that they not affected by armor are exceptions from this general rule. [Kill Dagger](#), throat slits, and limb severers are also exempt from armor and protections. Only when specifically stated in the description of a spell, ability, or skill (SAS) will protections not work against all attack forms.

One-Point Rule

Regardless of the amount of armor or magical protection, a character (except for a character in [Concentration](#)) always takes a minimum of 1 point of damage from all hand-held melee attacks, thrown bean bags that represent weapons, and propelled missile attack— this is called the One-Point Rule. The One-Point rule does not apply to ranged spell attacks.

The one-point rule does not cause a carried effect to be applied. An attack, either melee, thrown, or missile, must break the armor to inflict the carried attack.

NOTE: IF YOU TAKE NO DAMAGE FROM AN ATTACK YOU SHOULD CALL OUT “NO MARK” TO LET YOUR OPPONENT KNOW THEY ARE NOT DOING ANY DAMAGE. HOWEVER, EVEN IN THE CASE WHERE MAGICAL PROTECTION WOULD ABSORB ALL THE DAMAGE, SUCH AS A PC WITH 15 POINTS OF [ELEMENTAL PROTECTION](#) - LIGHTNING BEING HIT WITH A 9 POINT [ELECTRIFY](#), YOU WOULD STILL TAKE THE 1 POINT OF DAMAGE FROM THE WEAPON SUBJECT TO THE ONE-POINT RULE IF THE WEAPON STRUCK A BODY PART.

Mechanics of Melee

Whenever a hit with a melee weapon occurs, the player scoring the hit calls out the amount of damage caused by the hit, the type (normal or magical), any special effects, and the damage affects the opponent immediately. Melee damage should be called out loudly enough to be heard by the person immediately affected, but not so loudly as to interfere with ranged attacks by other characters. The amount of damage a character does depends on the PC's level, class, and any magical enhancements. If the damage is not called out by the player, then no damage should be taken. A player can choose to do less than maximum damage on a weapon strike; in this case, they call out the lesser amount of damage they want to inflict. If a weapon accidentally hits someone when it is not being wielded in combat, it does not cause any damage.

Hits should not be made in an unrealistically rapid fashion. In all cases, you cannot do damage faster than you can clearly and understandably call it out. If a character repeatedly uses this style it should be brought to the attention of a GM on course. If a blow strikes multiple limbs, or a limb and the torso, the player being hit should make the decision as to where damage should be taken, although you should only count the blow as one hit.

NOTE: IF YOU FEEL SOMEONE IS HITTING YOU TOO HARD, IT IS YOUR RESPONSIBILITY TO INFORM THEM OF THAT FACT. IF THEY CONTINUE TO DO SO, YOU SHOULD INFORM THE GM. THIS APPLIES TO BOTH PCS AND NPCs.

Other than these specifics, melee combat is just like you have seen in movies. Move in, parry, and thrust with your weapon, and try to score hits on your opponents. If you score a hit, call out the effect or amount of damage. If you do not hit, then do not call out damage. If everyone helps, combat goes smoothly and fairly.

Weapon Groups

Each class has a weapon group that they specialize in, except for fighters who can use any weapon group. Rangers and Thieves must choose from a specific type when they create their character, and this may not be changed except by game mechanics. This group does not prevent a class from using any other weapon types, however, they do not get the bonus associated with a type they are not specialized in. However, a fighter can allow a PC to use an additional type by using the ability of [Weapons Instructor](#). These types are listed in the character abilities at the beginning of each class chapter.

If a weapon falls into multiple categories it must be designated at the beginning of the game day. For example, a halberd may not be used as a great weapon for part of a combat gaining a +2 damage and then declared a spear for the rest of the combat to gain a +1 armor. In no case, may a weapon fall into multiple groups at the same time gaining multiple benefits.

Great Weapon: +2 damage. The weapon must be a 2-handed weapon and the only weapon being wielded with 2 hands on it to gain the weapon bonus.

Dual Wield: +1 Armor.

Single Weapon: +1 damage to both melee and thrown weapon damage. The weapon must be a 1-handed weapon and the only weapon being wielded other than a bean bag for throwing.

Staff/Spear: +1 Armor

Weapon and Shield: Protection from all non-critical arrows fired from in front of the wielder.

NOTE: CHANGING BETWEEN WEAPONS GROUPS IN COMBAT REQUIRES A 5 SECOND PAUSE TO SHIFT PROCESS. THIS IS CONSIDERED AN SAS THAT CAN BE INTERRUPTED WITH DAMAGE. THIS IS PURELY A GAME MECHANIC BUT WILL INVOKE THE 5 SECOND RULE.

Calculating Damage

Damage increases for all character classes as a character goes up in levels. These increases are a simulation of a character getting better but at being able to use the weapon in such a way as to cause more damage. These increases are permanent for that character and are applied to hand-held weapons, missile weapons, and thrown weapons. This is your base proficiency damage, which is provided in the description of each individual character class.

Any damage enhancements, such as [Blade Sharp](#), that are affecting a character should be added to the base damage to arrive at the number to be called out with successful melee strikes. Please note that all enhancements are subject to the [Stacking rules](#).

Melee Combat

Melee is defined as physical, hand-to-hand combat between two or more characters. During the melee, damage is inflicted any time a weapon contacts the body and damage is called, even if the weapon strike is partially blocked or is a light hit; an attack cannot be negated or “parried” by contacting the weapon with an item before it hits the body.



Ranges

All ranges in the IFGS are broken down into 5 simple categories. Every SAS will fall into one of these and is listed under the SAS heading. These ranges are how far an SAS can be cast at. This is not to be confused with the area of effect which is explained under each SAS.

Self - A self only SAS can only be cast on the player casting the spell and may not be cast on another player under any circumstances. An example of this is a Bard’s or Monk’s, Major Lore ability.

Touch – A SAS listed as touch may be performed at 1-inch. Never touch another player without asking permission first. A good example of a touch only spell is a Cleric’s [Heal](#) spell.

Melee - A melee only SAS may be cast on any target within normal sword range, this includes casting on yourself. An example of this is a Magic User’s [Strong Arm](#).

Combat – A combat SAS may be cast on any target within the range of the combat or encounter. Combat has a maximum range of 50 feet. A Cleric’s [Gods Hammer](#) is a good example of a combat range SAS.

Sight – An SAS listed with the range of sight may be cast at any target within sight, subject to GM approval. Obviously, you cannot cast a spell on a monster several encounters away, even if you see them getting into place. A good example of a sight SAS is Archery.

Propelled Missile Combat

Combat with propelled missiles, also known as archery, includes the simulated use of bows, crossbows, slings, or other missile weapons. For simplicity, the IFGS rules refer to a user of a propelled missile weapon as an archer, and to the weapon as a bow; this is not intended to imply that a bow is the only available option. A physical representation of a bow, crossbow, flintlock pistol, etc., (bow rep) must be constructed in such a manner as to pass all safety checks and be made of materials that are safe for all participants in an IFGS game, player and non-player alike. An archer cannot engage in propelled missile combat without an approved bow rep.

Players are not required to carry representations of arrows, bolts, or other “ammunition”. If a character loses the bow rep during the course of a game due to a game mechanic, then they must play the remainder of the game without a bow (unless the PC can find another one in-game); PCs are not considered to be proficient enough to make bows during the course of a game.



Mechanics of Missile Fire

To fire a propelled missile weapon:

1. Remain stationary and focus on your target for the required aiming time (discussed in the next section).
2. Call out "Arrow".
3. Announce your target by color, name, or another identifying feature.
4. Announce the type of arrow if it is anything other than a normal hit, such as critical or [Arrow of Slaying](#);
5. Announce the amount of damage caused by the arrow.
6. Announce any other effects, such as "Toxin Poison, 6 points".

After calling out the arrow's target and effects, the archer may begin the aiming time for her next shot; however, after firing an arrow that requires active use of a SAS, she must wait 5 seconds before beginning to aim to use another SAS.

Example: Hawkeye, a 7th level Ranger, fires a [Stun Arrow](#) at a purple demon across a ravine. After aiming for the 10 seconds required by the ability, he calls out "Arrow, Purple Demon, [Stun](#), 10-second Knockdown!" Because Hawkeye fired a [Stun Arrow](#), it causes no damage to the demon but does cause it to take a Knockdown. Hawkeye must now wait 5 seconds before aiming another arrow if his next arrow includes an SAS; otherwise, he can start aiming immediately.

Range of Missile Fire

All propelled missile fire has a maximum range of sight. This is subject to GM adjudication.

Aiming Time

As the first step in firing a missile weapon, a character must aim for a predetermined length of time, called the Aiming Time. For a marginal hit, the Aiming Time is 5 seconds. For a critical hit, the Aiming Time is 10 seconds.

During the Aiming Time, the archer must remain stationary (no more than one step may be taken) and focus on the target for the duration of the Aiming Time. If an archer engages in melee combat, either defending or attacking, they must restart the aiming time. If the target disappears behind an object that completely hides them for 5 seconds, then the target is lost; the archer must re-aim for the appropriate Aiming Time before a shot can be fired at the target. The exception to this is Opportunity Fire, which is discussed later in this section.

Missile weapons may be either single-handed or two-handed. The basic rules are for two-handed weapons such as longbows or crossbows. If a PC is carrying a single-handed weapon, such as a hand crossbow or musket pistol they will incur an additional 5 second loading time between each shot when using such a weapon. This 5 second reload time is in addition to any normal aiming time and the PC must remain stationary during the reload process as per the rules for spell casting. However, loading a weapon is considered a "pre-cast" so a PC may carry multiple reps and fire them in rotation, dropping one and pulling out a new rep and not incur the loading time penalty.

NOTE: CURRENTLY THERE ARE NO SEMI-AUTOMATIC OR AUTOMATIC MISSILE WEAPONS IN THE IFGS.

Damage

Arrows and other propelled missiles cause a variable amount of damage, determined by the class and level of the archer; this base amount of damage is noted in the description of each character class. Damage is applied to the target's torso unless modified by the [Target Arrow](#) ability. **Every shot is assumed to hit the target.**

Shields and Missile Fire

A shield will block damage from non-critical missile fire if the player carrying the shield is actively attempting to interpose the shield between herself and the archer, or if the shield is in the direct line between the archer and the target. Bucklers do NOT protect against missile fire. To be effective against missile fire a shield must be actively used. A shield that is slung

on the body is not considered to be in use. When in doubt ask the GM for a ruling. Shields never protect against a critical hit or [Target Arrow](#).

Hit Types

Two types of archery hits are possible:

Hits, also known as normal or marginal hits, cause the marginal damage of the character firing the arrow. A shield will protect the carrier from marginal hits if it is being interposed between the shield holder and the archer.

Critical hits increase the base archery damage of the character firing the arrow by 2 points. Additionally, critical hits are not stopped by the use of a shield. Critical damage is considered part of the character's base damage for purposes of stacking.

When is an Arrow Marginal or Critical?

For every set of 10 arrows fired, every character has a set number of Marginals and Criticals depending on their class and level. Which shots are marginal, and which are critical are up to the player. Marginal arrows require 5 seconds of aiming time, while Criticals require 10 seconds of aiming time. The player may choose to convert a critical to a marginal by aiming for only 5 seconds. If a player has used all of their Criticals for the current set of 10 arrows, then the rest of that set of arrows will be marginal regardless of how long they aim.

Number of Criticals Allowed

Rangers have 1 Critical arrow per level in each set of 10 arrows; for example, a 5th level Ranger has 5 critical hits per set of 10 arrows.

All other classes have 1 Critical arrow for every 2 levels (round up); for example, a 5th level Fighter has 3 critical hits in each set of 10 arrows.

Players are on their honor to use all marginal and critical hits in a set of 10 arrows in combat before shooting critical hits from the second set of arrows.

Time Between Shots When Applying a Spell, Ability, or Skill to Missile Fire

5 seconds must pass between all uses of SAS or magic items. In missile fire, this means that after an archer fires an arrow that requires active use of a SAS, they must wait 5 seconds before beginning to aim to use another SAS. If the player is simply firing an arrow with no SAS, then they can fire after the appropriate aiming time.

Example: A 5th level Ranger shoots a [Target Arrow](#). If the Ranger wishes to fire another arrow that they will apply a SAS too, then they must wait 5 seconds before beginning to aim, then aim for the time required in the SAS description. If the Ranger simply wishes to fire an arrow without applying a SAS to it, then they can begin aiming as soon as they have finished announcing the [Target Arrow](#).

Since arrows such as [Hone Arrow](#) and [Elemental Arrow](#) are considered to be "pre-cast" the Five-Second Rule does not apply to their use.

Number of Propelled Missiles Allowed

Unless otherwise indicated by the Game Designer or Game Producer, a player who can use a missile weapon and who is carrying a missile rep into a game starts the game with 20 mundane arrows. Any arrows gained as a treasure in previous games do not count against this 20-arrow limit, including magic arrows. A player does not have to carry physical representations of the arrows. For games that are longer than a day, players are still only allowed to start the game with 20 mundane arrows. Players can obtain more arrows during a game by several different methods, including buying them or making them with the [Make Arrows](#) ability, and characters are only limited to carrying a "reasonable" number of arrows (GP or GM discretion). Missiles may be traded between characters by GD or GP discretion.

Recovering Propelled Missiles

It is assumed that an arrow is so damaged by combat that it cannot be fired again. Therefore, normal, or mundane missiles and one-shot magical missiles are not recoverable after they have been fired in combat. Permanent and multiple-use magical arrows can be recovered after combat has ended and can be used again in the next combat if allowed by the item's [Savvy](#); a player must role-play recovering these fired arrows. If a magic arrow hits a target who escapes, it is assumed the arrow that struck the target also is gone and is not immediately recoverable. The success or failure of attempts to track and recover such lost magic arrows is determined by the game script or GM discretion.

Missile Fire at Night/Darkness

To fire propelled missiles at night, an archer should indicate the target with a short flash from a tight-beamed flashlight. Care should be taken to avoid shining flashlights into the eyes of others. Laser pointers are not allowed.

Opportunity Fire

When an archer aims at a fixed point and waits for a target to appear, they are using Opportunity Fire. For each use of Opportunity Fire, the following conditions must be met:

- The archer must select a target area and declare it aloud loudly enough to be heard from 5 feet away.
- The target area must be a single, defined point or location and must be less than 3 feet in diameter. Appropriate targets include a doorway, window, side of a tree trunk, or cave entrance.
- The archer must spend at least 10 seconds aiming at the target area and may then fire at the first target of opportunity. If they choose not to fire at the first available target, they must then re-aim for at least 5 seconds before firing.
- Opportunity Fire can only result in a marginal hit. Arrows used for Opportunity Fire can be modified by [Hone Arrows](#), [Elemental Arrow](#), [Blessed Arrow](#), and magic arrows or bows from the modifier group, such as a +2 arrow; Critical hits, Knockdowns, or other SAS cannot modify an arrow used for Opportunity Fire.

Thrown Missile Combat

For safety reasons, all thrown missiles used in IFGS games are represented by bean bags. Only one bean bag may be thrown at a time.



Mechanics of Thrown Missiles

In most cases, bean bags are considered to be some sort of thrown weapon or object and may be thrown from any distance. The Monk ability of [Physical Attack](#) is representative of an attack made with fist or foot and thus is not treated as a thrown object.

A bean bag may be thrown whenever a character desires, provided the character has a bean bag of the appropriate type and can move to throw it. The method for using bean bags in a game is straightforward: simply throw the bean bag at the target; if it hits, call out the amount and type of damage done by the bean bag.

Number of Thrown Missiles

There is no limit to the number of thrown missile weapons a character can bring into a game. However, a Game Producer has the right to limit the number of bean bags a player can bring into her game. Bean bags from certain SAS's have specific limitations which are discussed in class SAS description.

Damage

The amount of damage caused by a thrown missile varies with the type of missile being used.

Range

With the exception of [Physical Attack](#), the range of a thrown bean bag is limited only by how far it can safely be thrown. The bean bag must hit the target in order to damage it. The range of [Physical Attack](#) is 10 feet.

Blocking Thrown Missiles

Shields, bucklers, and melee weapons can block thrown missile weapons. If the bean bag strikes the shield, buckler, or weapon, no damage is taken. However, they do not protect from damage taken from the bean bags representing the [Seeds of the Elements](#) or [Physical Attack](#).

Miscellaneous Combat Effects

In addition to the basic types of combat described in the previous sections, all participants should know how to react to the following effects and abilities.

Carried Effects

Melee and missile attacks can be used to deliver a secondary effect, such as Venom Poison or [Red Death](#), to the target. These are called Carried Effects, and armor does not protect against them. If the melee or missile attack itself does not penetrate the target's armor, the Carried Effect is still applied. (Note that SAS such as [Electrify](#) that cause direct damage or are damage enhancements are not considered to be Carried Effects and armor will protect against them.)

Immediate Counters

Many SAS are designed to counteract an attack or spell effect; these are called Immediate Counters. An Immediate Counter must be called out immediately following the attack or spell effect it is neutralizing.

Example: Blackjack, a Knight strikes Raum, a Fighter, calling out "[Avening Blow](#), 26 points." Raum, wishing to avoid this devastating attack, counters by using the [Dodge Blow](#) skill, calling out "[Dodge](#)" immediately after the Knight's strike to his torso.

In cases where there is no physical manifestation of the counter (such as [Distrust](#)) the character may wish to inform the GM that they are using the Immediate Counter without making everyone around aware of it.

If you have a non-standard protection, then you should acknowledge almost all attacks when possible. For example, you might say "[countered](#)" or "[no effect](#)", or something similar, depending on the nature of your protection. The purpose of your acknowledgment is to let your attacker know that you are aware of their attack and have made the appropriate response.

NOTE: AN IMMEDIATE COUNTER MAY BE CALLED WITHIN 5 SECONDS OF CALLING ANOTHER EFFECT, SUCH AS [FIREBALL](#); HOWEVER, YOU MUST WAIT 5 SECONDS AFTER USING THE IMMEDIATE COUNTER BEFORE INVOKING ANOTHER SAS, INCLUDING ANOTHER IMMEDIATE COUNTER. ESSENTIALLY, YOU CANNOT USE TWO IMMEDIATE COUNTERS BACK TO BACK WITHIN 5 SECONDS.

Knockbacks

A [knockback](#) (KB) is an attack that will force a character to move back a certain distance. The [knockback](#) (KB) forces a person to move directly away from the person calling the [knockback](#) the distance stated. Certain SAS can cause the [knockback](#) to take a different direction.

Knockdowns

The duration of a [knockdown](#) (KD) is usually 5 seconds but varies for some attack forms. When a character suffers a KD, you must immediately come to a stop and fall to the ground. After the duration has expired, you can get up at any time. There are two suggested ways to safely take a [Knockdown](#):

1. Drop to the ground or sit down, touching your torso – back, chest or side – to the ground immediately. You should start counting the KD time as soon as your torso has touches the ground. You may sit up while counting but may not get to your knees until the full duration of the KD has elapsed.
2. Kneel down, putting one knee on the ground, then lean forward and then place one of your hands on the ground. You should start counting as soon as your knee and one hand are on the ground. You must remain in this position or the previous position until the full duration of the KD has elapsed.
3. If a player has a physical condition that prevents them from taking a [knockdown](#) using the above rules, they may, with permission of the game safety officer / GP, choose to turn the [knockdown](#) into a [root](#). If the player chooses this option the [knockdown](#) will be double duration, i.e., a 5-second [knockdown](#) will become a 10-second [root](#).

The acts of getting back up are not considered part of the KD. A KD count does not begin until the character's torso has touched the ground or knee and one hand has touched the ground. An affected character must wait for the entire duration of the KD, which can seem an eternity in the chaos of a battle. To ensure they take the full KD time, players should count out loud – *"Knockdown one, Knockdown two, Knockdown three, Knockdown four, Knockdown five."*

If a player seems to have trouble taking a full-duration KD, the GM may ask them to count KDs out loud. If a safety issue forces a knocked down character to move, the player must make every effort to take a full KD upon arriving at a safe area.

Characters who have been knocked down may not attack in any manner. They may not use SAS or activate magic items, including [Autocast](#) items. They may, however, defend themselves from attack. When attacking a person who has been knocked down, all IFGS safety rules must be observed. If the knocked-down character cannot be safely struck, no attempt to do so should be made. In the case of damaging spells, abilities, or skills, or magic items that include a [Knockdown](#), if a character takes no damage from the attack, then the character does not take the [Knockdown](#); [Knockdown](#)-only SAS such as [Stun](#) are exceptions to this rule.

The immediate use of [Kip](#) to counter a [Knockdown](#), either as an ability or from an item, is allowed. If used, the player need only touch one knee to the ground, say '[Kip](#)' loudly and clearly, enough so that the character who caused the KD can hear it, and continue on. Autoactivated items and SAS which require no action or focus to activate will work while in a KD. For example, [Wrath](#) and [Physical Protection](#) will automatically discharge, but the character may not re-cast or re-direct while in a KD.

Although [Concentration](#) may prevent a KD from affecting a character, it cannot protect a character that has already been affected by a KD since the character can't start casting while in the KD.

No Defense

[No Defense](#) is damage which passes completely through any armor and protections that a PC or NPC has. A PC may use [Evade](#) or [Dodge Blow](#) to totally bypass the [No Defense](#) but these are the only two ways [No Defense](#) may be avoided.

Root

A [Root](#) attack forces a player to remain in one spot. The target may not move from their location for the length of time stated in [Root](#). They may offensively attack, cast spells, activate items, and activate abilities except for [Speed](#), [Climbing](#), and [Leap](#) while being [rooted](#), but cannot move both of their feet. The target can pivot to face another direction, but one foot must remain in the same space. The various [Knights Strength](#) acts as an LI boost to the targets LI to counter the [Root](#).

Chapter 20: Poisons and Diseases

IFGS characters can come into contact with poisons and diseases through various in-game means. Weapon strikes, traps, poisoned drinks, and contact with “infected” NPCs are all possible ways of becoming poisoned or diseased. Effects can range from mild to severe and can generally be neutralized or cured by the use of an appropriate SAS.

NOTE: ARMOR DOES NOT PROVIDE ANY PROTECTION AGAINST POISON OR DISEASE.

Diseases

Diseases can be of either a magical or mundane nature. A natural disease, such as the Black Plague, can be cured by any SAS that affects mundane diseases, such as [Neutralize Non-Magical Disease](#). By contrast, Lycanthropy, Vampirism, and any disease resulting from a glyph are considered to be magical in nature and only SAS that explicitly state that they work against magical diseases (such as [Neutralize Magical or Supernatural Disease](#)) would be effective. A disease must be defined as magical or mundane by game design, and the results of any attempts to cure the disease should also be defined by game design. By default, all diseases are considered mundane unless listed here or in a game design as being magical.

Poisons

The primary types of poison are used in IFGS games are [Kill Dagger](#), [Toxin](#), [Venom](#), [Red Death](#), and [Spell Plague](#). However, there are a great number of poisons that have been created in games and their uses are far too many to list here. Poisons are most often injected through a weapon strike, but they can also be coated on items such as a chest, a lock, on the outside or inside of a goblet, or can come in the form of a potion.

Kill Dagger Poison

[Kill Dagger](#) poison causes instant paralysis for 15 minutes or until a [Neutralize Poison](#), or related SAS is used; the target can be fed a [Neutralize Poison](#) potion as if he were unconscious (requires 5 seconds to administer). If the poison is delivered to the center of a target’s back, he will be completely paralyzed; if delivered to any other part of the body the target will suffer full paralysis in 5 minutes, if the poison is delivered to a limb that limb will immediately be paralyzed, with full paralysis occurring 5 minutes later. The target may not cast spells or activate magic items, including an *item* of Monk’s [Neutralize Poison](#); autoactivated magic items will function normally. [Kill Dagger](#) poison is Level Influential, which means that the poison can only affect characters at its effective level or below.

Red Death

[Red Death](#) poison causes death in 1 minute. After 30 seconds the GM will inform the character that he does not feel well; 15 seconds later the character will become unconscious, and 15 seconds later the character will be dead. The only known cure for [Red Death](#) is the [Ranger Herb](#) Athelas used in conjunction with a [Neutralize Poison Potion](#), or with an [Improved Neutralize Poison Potion](#). A [Freeze Poison](#), [Stasis](#), or [Shiatsu II](#) will temporarily freeze [Red Death](#). Normally, [Red Death](#) must be ingested or injected to work, but airborne and contact types can be created by game design. This poison is rarely encountered.

Spell Plague

Spell Plague poison restricts a person’s access to their spell and ability points. When a character is affected by Spell Plague, they lose access to half of their current Spell or Ability Points at the time they are affected. These points are not gone, the PC just cannot access them. The Spell Plague poison can be neutralized by [Neutralize Poison](#) and related SAS. Once the poison is neutralized the player will be able to access all their Spell or Ability Points again.

Toxin

Toxin poison causes the target to take an immediate amount of damage and is often delivered as a carried effect on a successful weapon strike. Toxins may also be ingested, injected, or picked up by contact (contact poison). Because its effect is instantaneous, it is not affected by [Neutralize Poison](#) or related SAS. [Immunity to Poison](#), however, will protect against Toxins. The default damage on a Toxin Poison is 3 points per level of the person that created the poison.

Venom

Venom poison causes death in 5 minutes. After 4 minutes the GM will inform the character that he does not feel well; 30 seconds later the character will become unconscious, and 30 seconds later the character will be dead. Venom poisons can be neutralized by [Neutralize Poison](#) and related SAS. If a character has a [Neutralize Poison](#) or a related SAS used on him while he is unconscious, he can be awakened as if he was under the effects of a [Crash Time](#) spell. In order to function, venom must either be ingested or injected. Venom poison can in some isolated instances be inflicted through a skill or ability.

For each additional dose delivered during the 5-minute duration, it will reduce the onset time by 1-minute. The time can never fall below 1-minute no matter how many doses a person takes. This stacks in the stat breaking bucket.

NOTE: SOME EXOTIC VENOMS MAY HAVE LORE ASSOCIATED WITH THEM, THAT SPECIFIES DIFFERENT MEANS OF CURING.

Other Poisons

Poisons that have other effects, such as the Nightshade, exist in the rules or may be developed by game design. They will usually be treatable by [Neutralize Poison](#) or a related SAS.

Chapter 21: Character Change and Death

As an IFGS character participates in adventures and increases in level, they will experience dramatic changes, both positive and negative. A character might die, gain, or lose permanent Hit Points, or have a level temporarily or permanently drained. This chapter discusses the rules and restrictions governing such changes.



Permanent Life Point Changes

Characters can lose permanent Hit Points when they die, or from other in-game effects. Cumulatively, a character can lose no more than a number of Hit Points equal to their level. Points freely given, and temporary losses of Hit Points such as that caused by casting a [Raise Dead](#), do not count against this total. For higher-risk games, Game Designers may specify that the permanent life point loss limit does not apply. Permanent life point losses that occur in games will carry forward to other games.

A character can also, gain permanent Hit Points. Gains in permanent Hit Points may be combined from different games, but the maximum cumulative gain allowed is 1 extra permanent life point per level of the character.

Immutable

Immutable are those aspects of a character that can never be permanently changed, under any circumstances by anyone for any reason. These aspects are fundamental to the IFGS rules system, and this is an area of the rules that is beyond the purview of any Game Writer, Sanctioning Committee, or

chapter policy. While a Game Writer may change some aspects of the rules for the current game, those changes may not leave the game and are not valid outside of that Game Writer's world. The following characteristics are considered to be immutable:

1. **All Bases** – No effect can alter a base, except for permanent Hit Points. The immutable bases are Base hand-held, missile, and thrown damage; the number of spell and ability points; and limb points. A Game Producer can alter a Base during the current game, but that alteration may not leave that game.
2. **Base Spell or Ability Cost** – The Base number of the spell or Ability Points required to use a spell or ability may never be reduced or increased, except as specified by another SAS.
3. **Casting/Meditation/Invocation Time** – The time required to cast a spell or invoke an ability may not be reduced except by the use of [Autocast](#). Unless otherwise indicated in the rulebook description, all 1st through 5th level spells/abilities/skills take 5 seconds to cast, 6th level and above take 10 seconds. Magic items are also subject to this limitation unless priced with an [Autocast](#) or autoactivate modifier.
4. **Wait Time Between Usages** – 5 seconds must pass between spell castings, uses of abilities and skills, activations of magic items. This wait time cannot be decreased.
5. **Aiming Time for Missile Fire** – Aiming time for a hit is 5 seconds or tested time and aiming time for a critical hit is 5 seconds. When using “special arrows” (for example, [Arrow of Slaying](#) or [No Defense Arrow](#)) aiming time is based on the SAS level (See #3 above).
6. **Additional Classes** – No magic item or effect that enables a PC to gain an additional class is allowed.
7. **Weapon Groups** – Weapon groups may not be added to a class.

Death

When a PC or NPC bleeds out past the allotted time then the character is dead. It is the responsibility of the character to role-play the dying as well as any other action the character does during the game. A dying gasp, last words if the situation calls for them, or a silent leaving of the soul can add to the game and show good sportsmanship.

When a character dies, any curses on that character, though not active, remain in effect. Should a cursed character have [Life Spark](#) or [Raise Dead](#) cast upon them, any curses are still in effect and become active again, unless otherwise stated in the description of the curse.

Poison and Disease remain in the body and are still in effect if you are resurrected by a [Life Spark](#); for purposes of time progression, they are considered to be newly applied or contracted when the character is returned to life. However, [Raise Dead](#) removes all poisons and diseases from the body (even [Red Death](#)). Durational spells and abilities (good, bad, and indifferent) run their duration as normal and may still be in effect after a [Life Spark](#) or [Raise Dead](#) is cast.

The Spell or Ability Points of dead characters are not accessible. Furthermore, for game purposes, while characters are dead, they are considered to have no spell points, ability points, or skills unless otherwise specified by game design.

There are several ways to avoid permanent death, including [Life Spark](#), [Raise Dead](#), and use of the Fate Point Option (described later in this chapter). A dead player may, at the GM's option, wear a white shirt and follow the party at a distance in order to be able to watch the rest of the game. Some Game Producers allow the player to reenter the game with a different or secondary character. This will be indicated ahead of time so that players can come prepared with secondary characters.

Resurrections



Various classes can perform a [Life Spark](#) within 5 minutes of a character's death, which raises the target to 1 point above death. After a [Life Spark](#) is cast, the recipient is down permanent Hit Points equal to $\frac{1}{2}$ of her level (round up) and is -2 to all LI effects for the rest of the game day.

Characters that cannot be raised with [Life Spark](#) may be resurrected with [Raise Dead](#) within a certain time frame. After that time, a character may only be raised by game design.

When a resurrection occurs, either by [Life Spark](#) or [Raise Dead](#), the character must be resurrected to the same level as when they died and will have the same number of experience points. Each time a character is resurrected, they will permanently lose $\frac{1}{2}$ their level in Hit Points (round up) unless raised by a cleric of the healing specialty. See the description of [Raise Dead](#) for further stipulations on resurrection.

The target's head, torso, and at least two limbs are necessary for the resurrection to be successful. If a limb is missing and the character is resurrected, then the character will come back without that limb. Characters cannot be resurrected from blood spatters or from a single body part.

Chapter 22: Lock System

In IFGS adventures, locks can be found on doors, chests, boxes, and other items. Locks are usually represented by twisted and curled loops of thin wire. Each lock has a rating (1 through 7, or S), which determines how it is physically constructed. Additionally, each lock has a set of Hit Points and a level or LI. The physical difficulty of the lock is increased by adjusting the number and complexity of twists and loops, and how close the wires come to each other where any loops cross. This chapter provides examples of several kinds of locks, as well as details of a basic lock and buzzer construction. If any apparatus is defined in a game as a lock, then it can only be picked by the use of the [Pick Locks](#) skill.




Lock Picking

To open a lock with lock picking, a character moves his lock pick along the turns and twists of the lock's copper wire, attempting to move along the entire path of the lock without touching his pick to the lock. If the lock pick and the wire of the lock touch, the lock's buzzer will sound to indicate that the character's attempt to pick the lock has failed. The character must begin lock picking again at the starting point of the lock every time the lock is touched with his lock pick unless the Thief's Touch ability is immediately used. The number of attempts a Thief may make to pick any given lock is equal to his level; a character of another class may only attempt lockpicking with the use of a magic item and is restricted to the number of uses specified by the item's [Savvy](#). A character does not take damage from touching the lock with the pick, although a failed attempt might trigger traps or glyphs that could cause the character damage.

The wire loops, buzzers, batteries, and other paraphernalia representing a lock are not in-game and cannot be affected by characters; they are simply the devices used to represent a lock and test a character's lock picking skills. Therefore, any interaction with the lock (cutting, moving, or straightening the wire) is forbidden. Anachronistic items used in lock picking are also not allowed (GM discretion). If in the middle of picking the lock, the alligator clip connecting the lock pick to the buzzer needs to be adjusted, the character is allowed to disconnect the clip and reconnect it provided the pick does not change position.

Locks and Buzzers



To represent IFGS lockpicking, a lock and a buzzer are connected to form an open, complete circuit (see diagram), which will only close if a character touches his lock pick to the bare copper wire of the lock. The buzzer apparatus is usually contained in a portable box that can be moved from encounter to encounter if needed.

Constructing a Lock

The following items are required for lock construction:

- At least 6 inches of bare copper wire (12 gauge or larger is recommended)
- A 2"x2" or larger block of wood, at least ½" thick
- A ½" or longer wood screw (#8 size or larger is recommended; the screw should not be longer than the block of wood is thick)
- A buzzer, see below.

Attach the wood screw to the center of a 2"x2" side of the wooden block, leaving enough exposed length that you can easily wrap the copper wire around it. Form one end of the copper wire into a small loop around the screw and tighten the screw until the wire is secure against the block. Twist the copper wire into an appropriate shape for the desired difficulty (described in later sections of this chapter), leaving a ½" straight section just above the wood screw. This straight section will be used to connect the lock to the buzzer. As needed, soaking the copper wire in white vinegar is an effective way to remove any oxidation.

Constructing a Buzzer

The following items are needed to construct a buzzer, and can be obtained at most stores that sell hardware or radio equipment:

- A small electric buzzer
- At least 3 feet of electrical wire (insulated)
- A strong battery to make the buzzer work well (a 9-volt battery is ideal)
- Battery terminals, if required
- 2 medium-sized alligator clips
- A small container to hold all of the above (small plastic container is recommended)

Connect these components as shown in the above diagram. One alligator clip will be used to connect the buzzer to the lock, and the other will be used to attach the lock pick.

Lock Picks

Thieves have the ability to use lock picks, which are represented by short lengths of copper wire with a circular loop on one end. The metal loop may have no more than a ½" inside diameter and may not be painted, varnished or insulated in any way. The loop should be made of at least 18-gauge copper wire. Note that other shapes and sizes of lock picks may be acquired in-game as magic items but may not be acquired by any other means.

Each player is responsible for making his own lock picks, and there is no limit to how many lock picks they may carry in a game. In point of fact, it is common for most Thieves to carry several lock picks in case some get lost or taken away during the course of a game.

Thieves are encouraged to practice picking locks between games to improve their skills, similar to Fighters practicing with weapons to improve their abilities. Practice outside of a game can be quite useful later.



Lock Type and Difficulty

Each lock has 4 different aspects to it.

- The first is the 'physical difficulty' which determines how the lock is constructed, the physical makeup with the twists and turns.
- A set of Hit Points (Physical/Magical) Note: The Hit Points for magical damage and physical are often different.
- A 'level' for LI.

NOTE: THE LAST TWO STATS ARE USED FOR OPENING THE LOCK WITHOUT USING THE THIEF SKILL OF PICK LOCK. LOCK TYPES RANGE FROM 1-7 WITH S USED FOR SPECIAL LOCKS THAT DO NOT FIT THE STANDARD LOCK FORMAT.

Game Writers should feel free to increase the difficulty of a lock by defining its placement. A sample lock description in a game might be:

The false top is secured with a type 6 lock using 8-12 inches of wire. The lock itself is placed behind the altar and cannot be seen directly by the characters. A mirror is provided for the character to use.



Type 1 Lock

The lock should be made up of a single strand of wire no longer than 4 inches, with no more than 90 degrees of total bend. The lock should be accessible, easy to reach, and allow ample room for maneuvering a pick. This is a “*simple lock*” and should never be difficult to pick even for a beginner at lockpicking.

Type 2 Lock

The lock should be made up of a single strand of wire, with a length of not more than 8 inches. The wire may have numerous bends in it, but the total bend should not exceed 270 degrees. The wire should not loop back over itself or require the character to switch hands while picking. The lock allows ample room for maneuvering a pick.

Type 3 Lock

The lock should be made up of a single strand of wire not greater than 12 inches in length. The lock may have multiple bends and twists. The lock may have places where the wire loops back over itself, but at no point should the wire pass through a loop of itself. The areas around the bends and loops should have adequate room for maneuvering a pick.



Type 4 Lock

The lock should be made up of a single strand of wire not greater than 18 inches in length. The lock may require a character to switch hands while picking, but the wire should not feedback through one of its own loops. The lock can be constructed “*tighter*” than difficulties 1-3, posing occasional problems while maneuvering the pick through the lock. While tight, there should be no forced touches.

Type 5 Lock

The lock should be made up of a single strand of wire not greater than 24 inches in length. The lock may have many twists and loops. Any lock where the wire feeds back through itself once should be assigned a minimum difficulty of 5. Locks of this difficulty may also be constructed in a “*tight*” fashion, making it difficult at times to maneuver a pick through the lock. While tight, there should be no forced touches.

Type 6 Lock

The lock has no restriction on the total length of wire. The lock should be exceedingly difficult to pick, challenging even the most accomplished of Thieves. The lock has many tight, severe bends and loops. The wire should feedback through the lock two or three times, making it difficult for a character to maneuver his lock pick while avoiding touches. The lock should remain composed of a single strand of wire; however, that wire may have “*spurs*” or protrusions soldered on at various places to further increase the difficulty. While tight, there should be no forced touches.



Type 7 Lock

These are the toughest locks found on any course. This type of lock may appear “*unpickable*” when first viewed. There are no limits on wire length, loops, or a number of times the wire may pass back through the lock. Any lock containing a forced touch automatically rates a difficulty of 7. The existence and number of forced touches should be described in the game copy. A Difficulty 7 lock may contain additional “*live*” wires that are not part of the lock itself.

Type S Lock

This difficulty is used only for locks that do not conform to the standard 1/2" lock-pick, copper wire, and buzzer arrangement. Examples of this would-be huge locks that take multiple people to wield the pick; locks that contain hooks & eyelets inside of a box that must be connected/disconnected; locks where a straight steel bar must be maneuvered through a series of offset rings; locks contained inside of plastic mason jars with narrow paths cut out for the pick to slide through; etc.

Physical or Spell Damage

Most locks can be broken by physical or spell damage; the number of points that it takes to open the lock is not tied to the type of lock but by the game writer. It is possible to have an extremely complicated lock (Type 7) made of fragile glass (5 Hit Points) that also has a high LI. Traps or glyphs may be set off by physical or spell damage, and it is possible that any fragile items in the chest such as scrolls, potions, or some gems might be destroyed by breaking the lock this way.

Physical damage may be done with swords, rocks, arrows, vials of acid, or other weapons (Note that the physical damage should only be role-played so that the lock representation is not actually destroyed).

Spell damage includes damage from spells such as [Lightning Strike](#) or [Fireball](#).

Magic User Reverse Lock

Most locks can also be opened by use of the LI spell [Reverse Lock](#). A Magic User cannot tell what the exact level of a lock is by looking at it, but with suggestions from a Thief or by use of the spell [Know Aura](#) he can determine how many points to put into his spell.

Chapter 23: Magic

In the fantasy worlds where IFGS adventures occur, magic is an accepted, if rarely understood, fact of life. Spellcasters draw upon the mystical energies around them to cast their spells, which produce varying results. Spells vary in nature and can be protective, damaging, or informational. Magic items such as scrolls, wands, rings, weapons, and potions also exist and can cause various magical effects.

Detecting and Revealing Magic

Several classes have the ability to detect or reveal magic. Things that commonly radiate magic in IFGS adventures include items, NPCs, PCs, and some illusions. If a PC or NPC has a durational spell cast upon him, he will also radiate magic.

Dispelling Magic

Two basic types of spells exist in the rules: those with an instantaneous effect (such as [Fire Ball](#) and those spells that have a durational effect (such as [Physical Protection](#), or [Crash Time](#)). Spells that have instantaneous effects cannot be dispelled; however, those spells that have a duration can be dispelled at a variable spell point cost.

A character can dispel any spell, including his own, with the use of [Dispel Magic](#) at the same cost as an LI spell (1 spell point per 2 levels affected, rounded up). To use [Dispel Magic](#), they must call out "[Dispel Magic](#)," followed by the name of the spell and the level that they are attempting to dispel. As with all LI spells, a caster can only dispel spells cast at his level of effect or lower. Non-LI durational spells must be dispelled at the level of the individual who cast the spell. If the level of the caster is not specified, the effect may be dispelled at the minimum level of the spell. For example, a 5th level Magic User who was attempting to negate the effects of an [Enthrall](#) cast upon a team member by an NPC would cast "[Dispel Magic](#), [Enthrall](#), 5th level". The caster loses the spell points even if they are not successful in negating the spell. Non-LI durational spells must be dispelled at the level of the individual who cast the spell.

Spells with a durational effect and an area of effect that is greater than 1 creature (for example, a 5' radius circle) are treated as multiple single-target spells for the purposes of [Dispel Magic](#). If the spell in effect is successfully dispelled, the spell is removed for the target only, not for all of the characters affected by the spell.

The abilities and skills of Alchemist, Knights, Monks, Rangers, Thieves, and Fighters are not considered to come from magic. Therefore, the effects of their abilities cannot be dispelled.

Magic items or objects cannot themselves be dispelled, but durational spell effects caused by a magic item are subject to the same [Dispel Magic](#) rules as spells. Non-LI spells from items are assumed to be at the minimum level of effect unless otherwise specified by the item's [Savvy](#). Skills and abilities that originate from items cannot be affected by a [Dispel Magic](#).

Illusions, Concealment, and Invisibility

Illusions, concealment, and invisibility are all used during IFGS games to alter how characters perceive the world around them. Their effects and how characters should react to them vary and are described in detail in this section.

Illusions and Disbelief

Magical illusions can occur by game design, although there are no spells or abilities which allow players to produce them. A Game Writer must decide whether an illusion can be dispelled, and what level of [Dispel Magic](#) can remove the illusion. Some illusions cannot be dispelled. A character can react to what he believes to be an illusion in several different ways:

Illusion Type 1

This is an illusion of something that may not actually be there at all, such as a Fighter dealing 30 points of damage per blow, a Magic User casting a fifty-point [Lightning Strike](#), or a huge creature.

Method of Disbelief: The character must loudly state “*I disbelieve,*” and then act as if the creature, item, or other effect does not exist. For example, stating “*I disbelieve*” then walking through an illusionary wall of fire, completely ignoring a hit from an illusionary creature, or ignoring magical damage from an illusionary caster would be a valid attempt to disbelieve a Type 1 Illusion. If the creature, item, or other effect is an illusion, no damage will be taken by the character; however, if the creature, item, or other effect is not an illusion, then the character will take full damage. Any attempt to fend off the damage negates that character’s attempted disbelief.

Illusion Type 2

This is an illusion that covers something else that is actually there, such as a magical book made to look like an old piece of wood, a dangerous monster made to look like an innocent girl, etc.

Method of Disbelief: Disbelief is not possible for this type of illusion, although a [Dispel Magic](#) might work. A character using a SAS such as [True Sight](#) or [Perceive Illusion](#) will see things as they truly are.

Illusion Type 3

This is an illusion that only affects a player’s mind. Examples of this are game-designed spells that cause a player to believe he is a five-year-old or causes him to have nightmares.

Method of Disbelief: No method of disbelief is possible for the person affected, but effects can often be dispelled by [Dispel Magic](#).

Concealment

Concealment is a level-based SAS that allows a character to be hidden from other creatures. While the concealed character is 30 feet or more from another PC or NPC, his concealment is effective at the level of the SAS +3; if a target is within 30 feet of the concealed character, the concealment is effective at the level of the SAS. As long as the concealed character moves slowly and stays near some sort of shadow or obscuring object (for example, a wall, in the trees, crawling through the grass), they will not be noticed by other creatures. Affected players and NPCs should do their best to ignore the hidden person and continue their actions as they normally would.

A character cannot conceal himself if he is within 10 feet of any other creature. If already concealed and they approach or are approached by someone within 10 feet who is affected by the concealment, then the concealed person must remain motionless or they will be immediately detected. This is an LI skill, and the character must inform anyone who approaches him, “*Conceal,*” followed by the level of effect.

A concealed person may not take any offensive actions while in concealment, and may not take any offensive actions for 5 seconds after becoming unconcealed except by use of a Thief’s [Improved Conceal Self](#). The Druid spell [Shadows of Concealment](#) can be potentially dispelled, but the [Conceal Self](#) skill or ability cannot. A concealed character can be detected with [True Sight](#) or [Enhanced Senses](#).

A concealed person cannot make any fast movements, including spell casting, or the concealment will terminate (active struggling while bound is considered movement). The concealed person cannot activate magic items or pre-cast spells, skills, or abilities.

NOTE: A CONCEALED PERSON CANNOT MAKE ANY VOLUNTARY SOUNDS ABOVE A WHISPER OR THE CONCEALMENT WILL TERMINATE. INVOLUNTARY SOUNDS, SUCH AS STEPPING ON TWIGS, WILL BE CONCEALED BY THIS ABILITY IF THE CHARACTER IS ALREADY CONCEALED AND APPROACHES OR IS APPROACHED BY SOMEONE WITHIN 10 FEET WHO IS AFFECTED BY THE CONCEALMENT, THEN THE CONCEALED PERSON MUST REMAIN SILENT AS WELL AS MOTIONLESS OR THE CONCEALMENT WILL TERMINATE (INVOLUNTARY NOISE WILL NOT TERMINATE THE CONCEALMENT).

Invisibility

Invisibility is not an ability that can be caused by any IFGS SAS. However, invisibility has been brought into games via magic items, scrolls, and game design and is governed by the following strictures: a creature must indicate invisibility by displaying a piece of white cloth at least 2 feet by 2 feet square, above the waist and in plain view, to indicate their invisible status.

An invisible creature can be heard by others if they make a normally audible noise while moving, talking, or taking any other action. However, if players do not hear the invisible creature they must play as if they are completely unaware of their presence.

The presence of an invisible creature might be revealed by tracks, particularly in terrains such as mud, snow, or tall grass; this determination will be made by a GM as needed.

Any of the following will cause an invisible creature to become immediately visible:

- The creature or one of their possessions come within 10 feet of any other being unless the invisible creature remains completely motionless
- The first word of a spell casting, the first second of aiming time with a bow, or the beginning of a weapon strike (first movement) initiated by the invisible creature
- The invisible creature undertakes any action that initiates combat

Glyphs

A glyph is a powerful magical trap that may be placed upon a rigid object to protect against theft, opening, or entry. Glyphs can be used in four different ways:

- A glyph can be placed to protect an area and set to trigger when someone passes within 5 feet of the glyph.
- A glyph can be placed under an object and set to trigger when someone passes within 5 feet of the glyph.
- A glyph can be placed under an object and set to trigger when the object is disturbed.
- A glyph can be placed on top of or inside an object, such as a chest or rigid pouch, and set to trigger when the object is opened.

A glyph must be at least 2 inches square; the level, effects, and activation method of each glyph should be included in the game copy. Because the power of a glyph results from the exact relationship of its shape, it can never be placed on flexible pouches, characters, clothing, or other non-rigid objects.

A glyph cannot be activated from a distance greater than 5 feet. A glyph that is set to trigger with proximity will be set off by any animate creature that weighs 25 pounds or more; an undead creature or [Mist Servant](#) will trigger a glyph, but a squirrel, rock, or an [Animate Dead](#) body will not. Any attempt to modify, deface, or physically remove a glyph will immediately trigger it and cause it to affect all characters within the area of effect. A glyph with an area of effect of “1 Target” will affect the character that triggers it. A glyph will disappear once triggered unless otherwise stated in-game copy.

Glyphs detect as magic, but the items they are placed on do not unless they are magical in and of themselves. [Sense Traps](#) and [Reveal Glyph](#) will reveal the presence of glyphs within a defined area. [Detect Magic](#) and [Reveal Magic](#) may also reveal a glyph, but because these SAS are blocked by 1-inch of wood or other materials. A glyph on the back of a 1” wooden door, for example, would not be detected.

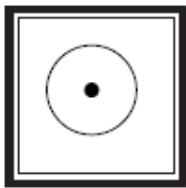
All glyphs must be approved by the IFGS Fantasy Rules committee before they can be used in an IFGS game. Clerics possess some innate knowledge of glyphs and will know the details of the following glyphs without the use of the [Scry Glyph](#) spell: 4th level—Svarq, 5th level—Uvas, 6th level—Wid, 7th level—Malagorth, 8th level—Pyro, 9th level—Cryo, and 10th level—Mord. Other characters do not possess any innate knowledge regarding glyphs – this information is comparable to treasure and must be learned during sanctioned IFGS events. If a character learns glyphs during a game, details of each glyph learned should be included on the character’s game experience record and recorded with the IFGS Registry at the end of the game.

An unknown glyph can be learned (and thus added to a character’s record) in one of three ways:

1. The use of [Scry Glyph](#) (through spell or item) on the glyph while the glyph is active.
2. Through instruction from another PC who has already learned the glyph. This requires the teaching PC to accurately draw the glyph for the character and the teacher must accurately pass on the glyph's name, properties, level, and level to dispel. If any of these are inaccurate, the glyph is not learned. This should be verified by the GM.
3. Through self-study. The character must have available a resource that contains a picture of the glyph, its name, a pronunciation guide for that glyph, the glyph's properties, level, and level to dispel. If any of these are inaccurate, the glyph is not learned. This should be verified by the GM.

The following sections describe the standard IFGS glyphs and their effects. Each description includes a pronunciation guide.

4th Level Glyphs



Elthos

[el-*tho*hs]

Level: 4

Area: Special

Duration: Game Day or Until Triggered

Level to Dispel Glyph Effect: 6th

This glyph causes a loud wailing alarm to sound for 30 seconds. The alarm will be represented by an appropriate noisemaker or by a GM/SK yelling at top of his lungs.



Holfet

[hohl-*fet*]

Level: 4

Area: 1 Target

Duration: Game Day or Until Triggered

Level to Dispel Glyph Effect: 6th

This glyph causes the target's feet to become [rooted](#) to the ground.



Regia

[reg-ee-ah]

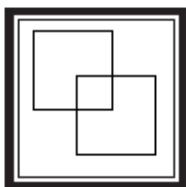
Level: 4

Area: 5' radius centered on the glyph

Duration: Game Day or Until Triggered

Level to Dispel Glyph Effect: NA

Affected creatures will take 12 points of acid damage. [Plant Seek – Duckback](#) will allow a target to resist the acid.



Rimesh

[rahy-mesh]

Level: 4

Area: 1 Target

Duration: Game Day or Until Triggered

Level to Dispel Glyph Effect: 8th

Target is affected by [Hold Being](#) at 8th level.



Svarq

[svahrg]

Level: 4

Area: 1 Target

Duration: Game Day or Until Triggered

Level to Dispel Glyph Effect: NA

Target is struck with a [Fire Strike](#) for 18 points of damage.



Trefre

[tre-frey]

Level: 4

Area: 10' radius centered on the glyph

Duration: Game Day or Until Triggered

Level to Dispel Glyph Effect: 8th

All targets are affected by [Spook](#) at 8th level.



Yum Cimil

[yuhm sim-eel]

Level: 4

Area: 1 Target

Duration: Game Day or Until Triggered

Level to Dispel Glyph Effect: NA

Target is infected by a painful magical rotting disease and will take 1 point of [No Defense](#) damage in each limb at the beginning of each minute. As soon as all limbs have gone to 0, the torso will begin to take 5 points of [No Defense](#) damage per minute. The disease may be stopped temporarily by [Freeze Disease](#) or [Stasis](#); [Neutralize Disease](#), [Cleanse](#), [Purify](#), or a green [Flower of Avalon](#) will stop the effects permanently. Note: the target's damage will still need to be healed.



Yum Kaax

[yuhm kaks]

Level: 4

Area: 1 Target

Duration: Game Day or Until Triggered

Level to Dispel Glyph Effect: 6th

Target is affected by severe hunger and will be at -2 for damage for the duration of the effect due to extreme weakness. Victim must role-play the hunger, although eating food will not ease or cure this effect.

5th Level Glyphs



Aldaband

[awl-da-band]

Level: 5

Area: 1 Target

Duration: Game Day or Until Triggered

Level to Dispel Glyph Effect: 7th

The target will immediately [Tree shift](#) to any tree within 15' of either the target or the glyph, Based on GM discretion. If there is not a tree within 15 feet, then the glyph goes off with no effect.



Balam

[bey-lam]

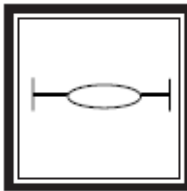
Level: 5

Area: 5' radius centered on the glyph

Duration: Game Day or Until Triggered

Level to Dispel Glyph Effect: 9th

All targets are affected by [Animal Mind - Cat](#) at 9th level.



Syat

[see-at]

Level: 5

Area: 5' radius centered on the glyph

Duration: Game Day or Until Triggered

Level to Dispel Glyph Effect: 9th

All targets are affected by a [Crash Time](#) at 9th level.



Uvas

[oo-vahs]

Level: 5

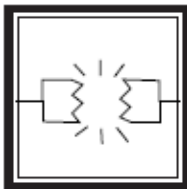
Area: 5' radius centered on the glyph

Duration: Game Day or Until Triggered

Level to Dispel Glyph Effect: 7th

Area of effect is webbed; the web cannot be affected by fire, acid, weapons, spells, or any other means. All creatures within the area of effect are completely unable to move, including fighting and casting. A person affected by the glyph may break free of the web by using [Strength II](#). A character trapped in the web cannot be pulled free by others using [Strength II](#), however, [Strength III](#) or better could pull him free. [Dispel Magic](#) must be cast upon each target separately when dispelling the effects of this glyph.

6th Level Glyphs



Actra

[akt-ra]


Level: 6

Area: 5' radius centered on the glyph

Duration: Game Day or Until Triggered

Level to Dispel Glyph Effect: NA

All traps in the area of effect are immediately set off.



Solit

[soh-lit]

Level: 6

Area: 1 Target

Duration: Game Day or Until Triggered

Level to Dispel Glyph Effect: NA

Target will become completely deaf and mute. This effect can only be removed with 24 points of [Cure Serious](#), which may be applied in multiple castings.



Wid

[wid]

Level: 6

Area: 5' radius centered on the glyph

Duration: Game Day or Until Triggered

Level to Dispel Glyph Effect: 8th

Targets cannot cast spells or activate magic items and will be at -3 for weapons damage.



Xardrin

[zawr-drin]

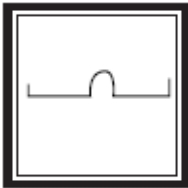
Level: 6

Area: 1 Target

Duration: Game Day or Until Triggered

Level to Dispel Glyph Effect: 8th

All non-magical metal objects on the affected target will instantly become red hot. A target who is wearing metal armor will take 10 points of **No Defense** damage at the beginning of each minute for the duration of the glyph. A target carrying a hand-held metal object will take 2 points of **No Defense** damage in that limb at the beginning of each minute and will be affected by **Dropsy**. Each time the target touches a metallic object he will be affected by an additional 2 points of **No Defense** damage and **Dropsy**. Insulating the metal objects will not reduce this damage.



Zicth

[zikth]

Level: 6

Area: 1 Target

Duration: Game Day or Until Triggered

Level to Dispel Glyph Effect: NA

Target will be affected by a 24 point **Lightning Strike**.

7th Level Glyphs



Bragollach Gurth

[broh-gohl-lawch gerth]

Level: 7

Area: Special

Duration: Game Day or Until Triggered

Level to Dispel Glyph Effect: 7th

This glyph causes a **Wall of Fire** to cover the opening that the glyph was protecting. Anyone crossing the wall will take 21 points of fire damage. The wall will remain in effect for the full 5 minutes unless dispelled by a **Dispel Magic** modified by **LI Extension** and cast at 7th level or higher.



Hapla

[hap-la]

Level: 7

Area: 1 Target

Duration: Game Day or Until Triggered

Level to Dispel Glyph Effect: 9th

The affected target will not willingly enter the area protected by the glyph for the duration of the glyph's effect. If the target is within the area of effect, then he will attempt to leave the same way he entered.



Lopla

[lah-pla]

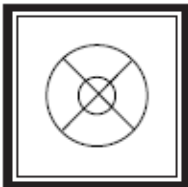
Level: 7

Area: 1 Target

Duration: Game Day or Until Triggered

Level to Dispel Glyph Effect: NA

The target will immediately enter and then remain within the area that the glyph protected without taking any further precautions or defenses (GM should indicate this to the character). The effects of this glyph can only be countered with [Earth Calming](#).



Malagorth

[mahl-a-gorth]

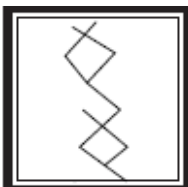
Level: 7

Area: 1 Target

Duration: Game Day or Until Triggered

Level to Dispel Glyph Effect: NA

Target will immediately take 10 points of [No Defense](#) damage and will be affected by a magical poison. The target will fall unconscious after 1 minute and will be dead after 2 minutes. The poison can be neutralized with a [Neutralize Poison](#), [Cleanse](#), [Purify](#), or a black [Flower of Avalon](#), or can be cured by at least 6 points of healing administered in one action (two separate 4-point healing spells would not work). [Freeze Poison](#) or [Stasis](#) will delay the effects as described in their descriptions.



Rigortus

[ri-gor-tuhs]

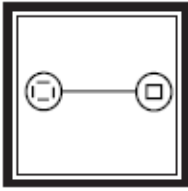
Level: 7

Area: 1 Target

Duration: Game Day or Until Triggered

Level to Dispel Glyph Effect: 9th

The target will go into immediate convulsions and be unable to take further action; he will become unconscious in 10 seconds and experience full rigor mortis in 30 seconds. The target will appear to be dead but will actually be in suspended animation. This effect can be terminated by a [Dispel Magic](#) of 9th level or greater or a white [Flower of Avalon](#), or will fade on its own at the end of the game day.



Selfen

[sel-fin]

Level: 7

Area: 1 Target

Duration: Game Day or Until Triggered

Level to Dispel Glyph Effect: NA

Target is teleported up to 100 "game" feet away to a location determined by the creator of the glyph. The teleportation itself will not damage the target, however the resulting destination could be harmful; for example, the target could be teleported over a pit of acid, into which he will fall. After the Selfen glyph is placed the caster must immediately move to the destination of the teleport and may not stop to perform any other actions along the way.



Shestru

[shes-troo]

Level: 7

Area: 10' radius centered on the glyph

Duration: Game Day or Until Triggered

Level to Dispel Glyph Effect: NA

All non-magical shields within the area of effect will be instantly destroyed beyond any means of repair (including [Mend](#) and [Reverse Warp](#)).



Silwar

[sil-war]

Level: 7

Area: Special

Duration: Game Day or Until Triggered

Level to Dispel Glyph Effect: NA

When triggered, the glyph will send a silent message of 20 words or less to the person who created the glyph. The message can be sent to the recipient anywhere on the same physical plane as the glyph.



Sinta

[sin-taw]

Level: 7

Area: 5' radius centered on the glyph

Duration: Game Day or Until Triggered

Level to Dispel Glyph Effect: 11th

All targets are affected by an 11th level [Polymorph](#) of an animal type specified by the creator of the glyph. All stipulations of [Polymorph](#) apply.



Ungoloranth

[uhn-gohloh-ranth]

Level: 7

Area: 5' radius centered on the glyph

Duration: Game Day or Until Triggered

Level to Dispel Glyph Effect: 11th

All affected targets will be instantly affected by a [Phase Out](#), and simultaneously affected by a [Fog Brain](#) cast at 11th level. Each effect of the glyph can be removed with separate castings of [Dispel Magic](#) at 11th level for each affected target; for example, a fully affected target would require two castings of [Dispel Magic](#) to remove both effects of the glyph. Note: [Fog Brain](#) can also be reversed with [Reverse Fog Brain](#) or [Acuity](#).

8th Level Glyphs



Arshat

[ahr-shat]

Level: 8

Area: 5' radius centered on the glyph

Duration: Game Day or Until Triggered

Level to Dispel Glyph Effect: NA

All non-magical armor within the area of effect will be instantly destroyed beyond any means of repair (including [Mend](#) and [Reverse Warp](#)).



Babre

[bah-brey]

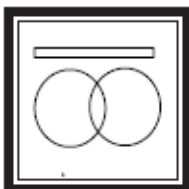
Level: 8

Area: Special

Duration: Game Day or Until Triggered

Level to Dispel Glyph Effect: 8th

The atmosphere of an enclosed space (for example, a room, corridor, or section of maze) will become a corrosive gas for a period of 20 minutes. The maximum area of effect of this gas is a 50' radius from the center of the glyph. Once inhaled, this gas will cause all targets to take 3 points [No Defense](#) damage at the end of every 5 minutes. The effects of this glyph can only be dispelled if the area of effect is a 5' radius or less and cannot be dispelled while any target is still breathing the gas. If a target leaves or is removed from the corrosive atmosphere, he will continue to take damage for the full duration of the effect or until the gas is neutralized with a [Neutralize Poison](#), [Cleanse](#), [Purify](#), or a black [Flower of Avalon](#).



Desh

[desh]

Level: 8

Area: 5' radius centered on the glyph

Duration: Game Day or Until Triggered

Level to Dispel Glyph Effect: 10th

Each target at or below 12th level resistance to LI will suffer a LI Drain of ½ his levels, rounded up. If the reduction in Hit Points results in character death, then the affected character will immediately die.



Magius

[mey-gee-uhs]

Level: 8

Area: 5' radius centered on the glyph

Duration: Game Day or Until Triggered

Level to Dispel Glyph Effect: NA

When this glyph is triggered, each affected target will take [No Defense](#) damage Based on the spells he has up and the magic items in his possession. Each magic item carried or possessed innately (beyond the normal set of SASs defined by the target's Base character class) will cause the target to take 5 points of [No Defense](#) damage. Each spell point worth of spells will cause the target to take 3 points of [No Defense](#) damage. If a target has no magic items and no spells up, he will take no damage.

Example: A target Magic User carries 2 magic items, can innately [Dodge Blow](#), and is under the effects of a [Spell Defense](#) and a +4 [Strong Arm](#). He will take 15 points No Defense from his magic items, 12 points No Defense

from his [Spell Defense](#), and 24 points No Defense from his +4 [Strong Arm](#) for a total of 51 points of No Defense damage.



Pyro

[pahy-roh]

Level: 8

Area: 1 Target

Duration: Game Day or Until Triggered

Level to Dispel Glyph Effect: 8th

The target will burst into flames, which will cause an immediate 20 points of [No Defense](#) damage and an additional 5 points of [No Defense](#) damage at the beginning of each minute thereafter. This glyph must be dispelled to end the effects but use of [Dispel Magic](#) will not heal the damage already caused to the target. The effects of this glyph will automatically fade at the end of the game day.

9th Level Glyphs



Cryo

[krahy-oh]

Level: 9

Area: 1 Target

Duration: Game Day or Until Triggered

Level to Dispel Glyph Effect: 11th

The target is instantly affected by a [Killing Attack](#). In addition, the target will be at -4 for damage with all weapons (although it will never cause him to swing less than 0 damage). Use of [Dispel Magic](#) will end the reduction in damage but will have no effect on the [Killing Attack](#).



Kolnath

[kohl-nath]

Level: 9

Area: 5' radius centered on the glyph

Duration: Game Day or Until Triggered

Level to Dispel Glyph Effect: 11th

Each target will lose the use of a single SAS determined by his class. Use of the SAS can be regained with use of [Dispel Magic](#). Use of the following SAS will be lost:

Alchemist – [Heal](#)

Bard - [Heal](#)

Cleric – [Heal](#)

Druid – [Heal](#)

Fighter – [Fighter's Recovery](#)

Knight – [Heal](#)

Magic User – [Savvy](#)

Monk – [Heal Self](#)

Ranger – [Healing Potion](#)

Thief – [Pick Locks](#)



Westru

[wes-troo]

Level: 9

Area: 5' radius centered on the glyph

Duration: Game Day or Until Triggered

Level to Dispel Glyph Effect: NA

All non-magical weapons within the area of effect will be instantly destroyed beyond any means of repair (including [Mend](#) and [Reverse Warp](#)).



Wither

[wi-ther]

Level: 9

Area: 1 Target

Duration: Game Day or Until Triggered

Level to Dispel Glyph Effect: 11th

The target will lose 2 permanent Hit Points at the beginning of each minute for the duration of the glyph's effect. No defenses will protect against this effect, but the effects of the glyph can be halted by [Dispel Magic](#). Dispelling the effects of the glyph will not restore the lost permanent Hit Points.

10th Level Glyphs



Mitnal

[mit-nawl]

Level: 10

Area: 5' radius centered on the glyph

Duration: Game Day or Until Triggered

Level to Dispel Glyph Effect: Special – begins at 12th

Each target will begin to experience excruciating pain and will immediately take 20 points of [No Defense](#) damage. Every 3 minutes, he will take an additional 20 points of [No Defense](#) damage; this will continue until either all targets are dead, until the effects of the glyph are halted with a [Dispel Magic](#), or until 12 rounds of damage have been delivered. Initially, a 12th level [Dispel Magic](#) will be required to halt the effects; however, after each subsequent round of damage, the level of the required [Dispel Magic](#) will be reduced by 1. For example, after a target takes the third round of damage (if he's still alive), only a 10th level [Dispel Magic](#) will be required to halt the effect of the glyph on him.



Mord

[mord]

Level: 10

Area: 1 Target

Duration: Game Day or Until Triggered

Level to Dispel Glyph Effect: NA

The target will immediately take 40 points of [No Defense](#) damage.



Passalon

[pass-a-lon]

Level: 10

Area: Special – begins with 1 Target

Duration: Game Day or Until Triggered

Level to Dispel Glyph Effect: NA

The target of this glyph will be infected by internal parasites (a magical disease), which will immediately cause 5 points of [No Defense](#) damage, plus an additional 5 points of [No Defense](#) damage at the end of each minute. The infection may be temporarily halted with [Freeze Disease](#) or [Stasis](#), but can only be destroyed by a [Neutralize Disease](#), [Cleanse](#), [Purify](#), or green [Flower of Avalon](#) used in conjunction with 40 cumulative points of [Regenerate](#); multiple castings of [Regenerate](#) might be required to reach 40 points. If the victim dies from the effect of the glyph, the parasites will infect all creatures within 10' of the body at the time of death.

Sigils

All clerics start the game knowing every sigil listed below. A cleric can create a sigil by using the [Create Sigil](#) spell. All sigils have a base type that can be modified by adding extend, empower, or dread to a sigil at the appropriate level. Some sigils require additional images to fully function.

Energy Types

The Nazeka and Zeda sigils both require an additional energy symbol inscribed in the center of the base sigil to denote what type of damage they deal. The energy sigils are:



Lightning



Fire



Ice



Earth



Holy – only useable by good aligned clerics



Profane – only useable by evil aligned clerics

Base Sigils




Agisuz

When triggered, this sigil creates a loud noise that alerts anyone within combat range. It will continue for 1 minute.

[Extend Sigil](#) increase the area from combat to line of sight. If Empower Sigil is also applied, the radius of effect for damage is increased to 10 feet.

[Empower Sigil](#) causes the sigil to deal 2 points of sonic damage, per level of the sigil, to anyone within 5 feet when it is triggered.

[Dread Sigil](#) will cause a 5 second [knockdown](#) to the target that triggered the sigil.



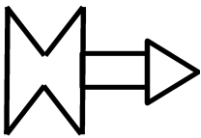
Ewyx

When triggered, this sigil generates an effect identical to [Haven](#) except all targets in the area are automatically affected. The effect cannot be voluntarily dismissed while inside the area of effect. The effect covers an area with a 5-foot radius. The level of effect is equal to the sigil level. This effect lasts for 5 minutes. Any creature entering the area is affected by the [Haven](#).

[Extend Sigil](#) increases the area from a 5-foot radius to 10 feet.

[Empower Sigil](#) has no effect on Ewyx.

[Dread Sigil](#) has no effect on Ewyx.



Horad

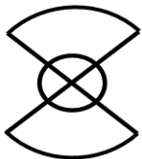
When triggered, this sigil first deals a 5-foot [knockback](#), directly away from the sigil, to all targets within 5'. Second it begins generating an LI repulsion field which prevents anyone (subject to the LI) from approaching closer than 5 feet. This effect lasts for 1 minute. (LI)

[Extend Sigil](#) increases the [knockback](#) and repulsion field distance to 10 feet.

[Empower Sigil](#) causes 2 points of force damage, per level of the sigil, to anyone inside the area when the sigil is triggered.

[Dread Sigil](#) adds a 5 second [knockdown](#) which takes effect immediately after the [knockback](#).

Morbus

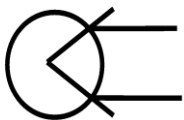


This sigil causes the target to be affected by a non-magical wasting disease. They immediately take 1 point of armor-independent, non-magical, disease damage per level of the sigil. Any target damaged by the sigil has their melee, ranged, and thrown damage reduced by one point per two levels (round down) of the sigil. This effect will last for 5 minutes or until countered by remove disease.

[Extend Sigil](#) increases the area of effect from 1 target to a 5' radius.

[Empower Sigil](#) increases the damage to 2 points per level of the sigil.

[Dread Sigil](#) adds a 5 second [knockdown](#) to the initial damage effect.



Narad

When triggered, this sigil first deals a 5-foot [knockback](#), directly towards the sigil, to all targets within 5'. Second it begins generating an LI attraction field which prevents anyone (subject to the LI) from moving more than 5 feet away from the sigil. This effect lasts for 1 minute. (LI)

[Extend Sigil](#) increases the [knockback](#) and attraction field distance to 10 feet.

[Empower Sigil](#) causes 2 points of force damage, per level of the sigil, to anyone inside the area when the sigil is triggered.

[Dread Sigil](#) adds a 5 second [knockdown](#) which takes effect immediately after the [knockback](#).



Nazeka

This sigil causes a bolt of energy, which deals 3 points of damage per level of the sigil and causes a 5 second [knockdown](#), to strike the target which triggered the sigil. The type of energy must be chosen at the time of inscription and is indicated by a secondary symbol inscribed in the center of the sigil. The caster must specify an energy type of Lightning, Fire, Ice, Earth. Good aligned clerics can choose holy and evil aligned clerics can choose profane.

[Extend Sigil](#) has no effect on Nazeka

[Empower Sigil](#) increases the damage dealt to 4 points per level of the sigil.

[Dread Sigil](#) increases the [knockdown](#) effect to 10 seconds.



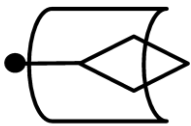
Perdor

When this sigil is triggered it generates a fascination effect on the target. This effect is LI. The affected target will become fascinated by the object on which the sigil is placed and will study, deliver commentary on, and defend the object for the duration. This effect lasts for 5 minutes.

[Extend Sigil](#) increases the area of effect from 1 target to a 5' radius.

[Empower Sigil](#) increases the LI effect by +1 level.

[Dread Sigil](#) has no effect on Perdor.



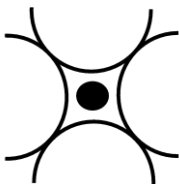
Ravit

This sigil causes the target to be phased out for 1 minute, as per the 4th level Magic user spell [Phase Out](#).

[Extend Sigil](#) increases the area of effect from 1 target to a 5' radius.

[Empower Sigil](#) increases the duration from 1 minute to 5 minutes.

[Dread Sigil](#) adds a 5 second [knockdown](#) to the effect.



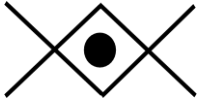
Sana

This sigil causes a burst of holy healing energy when triggered. All creatures within 5 feet are healed for 2 points per level of the sigil. Any undead in the area are instead damaged by this effect.

[Extend Sigil](#) increases the radius to 10 feet centered on the sigil.

[Empower Sigil](#) increases the amount of healing to 3 points per level of the sigil

[Dread Sigil](#) has no effect on Sana



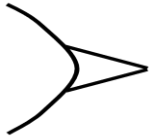
Sinjel

This sigil deals one point, per level of the sigil, of no-defense damage to the target which triggered the sigil. This damage is applied directly to the torso.

Extend Sigil increases the area of effect from 1 target to a 5' radius.

Empower Sigil has no effect on Sinjel.

Dread Sigil adds a 5 second **knockdown** to the effect.



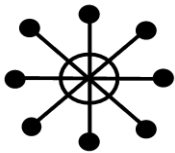
Thoraz

This sigil causes a bead of force to strike the person who triggered it. The bead deals 2 points of force damage per level of the sigil.

Extend Sigil has no effect on Thoraz

Empower Sigil causes the damage to be increased to 3 points per level of the sigil.

Dread Sigil adds a 5 second **knockdown** to the effect.




Zaweh

When triggered, this sigil casts **Clinging Vine** with a level of effect equal to the sigil's level. The entanglement affects everyone in a 5-foot radius centered on the sigil. (LI)

Extend Sigil increases the area of effect to 10 feet.

Empower Sigil causes the vines to sprout thorns and deal 2 points of damage per sigil level to anyone in the area of effect.

Dread Sigil causes a 5 second **knockdown** as the vines drag any targets affected by the **Clinging Vines** off their feet.



Zeda

This sigil causes a 5-foot radius burst of energy, which deals 3 points of damage per level of the sigil, when the sigil is triggered. The type of energy must be chosen at the time of inscription and is indicated by a secondary symbol inscribed in the center of the sigil. The caster must specify an energy type of Lightning, Fire, Ice, Earth. Good aligned clerics can choose holy and evil aligned clerics can choose profane.

Extend Sigil increases the radius to 10 feet centered on the sigil.

Empower Sigil increases the damage dealt to 4 points per level of the sigil.

Dread Sigil adds a 5 second **knockdown** to the effect.

Magic Items

A Magic Item is a ring, wand, medallion, amulet, scroll, weapon, or any other item or effect that is imbued with beneficial and/or detrimental magical properties. Anything that allows a character to perform an SAS or effect not provided by his Base class, or that improves or supplements the Base class, is considered to be a magic item; this includes innate effects, blessings from deities, and special training, despite the fact that they might have no physical representations. A potion,

herb, plant, or flower that is created by use of an SAS is not considered to be magical unless otherwise specified in its description, but the effects that it produces are under the same restrictions as magic items.

Magic items are commonly purchased or acquired as a treasure in a game. Magic items and their properties must be registered with the IFGS Registry; magic items that are not procured in a sanctioned IFGS game cannot be brought into an IFGS adventure.

No matter what form items take, they all function as described in this section. Physical damage and spell damage have no effect on most magic items unless otherwise determined by game design. However, scrolls can be destroyed, and non-magical potion bottles can be broken.

The exact properties of a magic item are defined in game design and should be comprised of pieces of information that can be determined by the use of [Savvy](#). Each use of [Savvy](#) will provide 1 property of the item; [Savvy](#) does not usually provide information regarding curses but can do so by game design. If an item is cursed or has information that should be available to players through the use of [Legend Lore](#), this information should also be clearly defined in the game copy.

NOTE: FOR THE LATEST INFORMATION ON MAGIC ITEM ACTIVATION, COST, AND AVAILABILITY, SEE THE SSC BLUEBOOK. IF THERE IS A CONFLICT IN WORDING ETC., THE SSC BLUEBOOK TAKES PRECEDENCE.

Types of Items

As previously defined, a magic item is considered to be any item with a magical or magic-like effect. These effects can range from uses of IFGS SAS to the generation of spell or ability points, with many other options in between. There are several basic types of items, each of which is discussed in detail below.

Items Based on Spells, Abilities, or Skills

A large percentage of the items found and used in IFGS games have abilities Based on SAS. By default, all items that duplicate SAS are priced at the base Level of the SAS; items will operate only at the Base level of that SAS unless otherwise specified in the item's [Savvy](#) or description and reflected in the item's cost. For example, a Ring of [Fire Ball](#) would contain a 15-point [Fire Ball](#) if not otherwise specified, since [Fire Ball](#) is a 5th level spell with 3 points of damage per level. If the SAS is available to more than one class, such as [Neutralize Poison](#), it is assumed to be the least powerful form of the ability unless otherwise specified in the item's [Savvy](#) or description and reflected in the item's cost.

Spell or Ability Point Generators/Batteries/Crystals

These items may be used to fully or partially recharge items that require points to recharge, cast spells using [Devil's Weed](#), or to perform other actions that normally require the use of spell or ability points. A generator provides the owner with a defined number of the spell or Ability Points each game day; batteries and one-shot crystals work in the same manner as generators, with the exceptions that batteries must be charged with spell or Ability Points and crystals are "one-shot" items that are permanently expended after one use.

Magical Protection Items

Items such as protection rings and magical armor will absorb both physical and magical damage. For example, if you have a +2 ring of protection, you will subtract 2 points of damage from each arrow, weapon strike, or spell that affects your character (with the exceptions of [No Defense](#) damage and some other types of damage). Unless these items are defined as having a limited number of uses, they require no activation time to use.

Magical Weapons

Magical weapons such as swords, bows, and arrows will deliver a greater amount of damage than their non-magical equivalent. For example, a 4th level Cleric with a +1 sword would swing for 4 points of damage instead of his Base 3 points

of damage. If a player is using a magical weapon, then he will call out the total amount of damage that he does with that weapon, followed by the word “*magic*.” For example, the Cleric described above would call out “4, *magic*” with a successful weapon’s touch. If a weapon is magical, then the damage caused will be magic; this is not a choice of the player. It is the responsibility of the player to communicate the correct type of damage to the target. Unless these items are defined as having a limited number of uses, they require no activation time to use.

Healing Items

An item of healing requires a 5-second period of uninterrupted meditation to cast and can be used at a rate of 2 points per level based on the user’s level +2. For example, a 2nd level character could use a Healing item for 2, 4, 6, or 8 points at a time. Note that abilities such as [Cure Serious](#), [Regenerate](#), and [Fighter’s Recovery](#) are not included in this category, and still function exactly as the corresponding SAS does. The only exceptions to this rule are scrolls and magical potions which provide healing; these forms of healing are not incremental and are still subject to the limitations described below for potions and scrolls.

Potions

A potion must be consumed in its entirety at once to be effective and takes a minimum of 5 seconds to consume. Potions can be poured down the throat of someone who is unconscious and will have full effect; this action will require a minimum of 5 seconds by the person pouring the potion. Potions can be consumed by someone who has been [Throat Slit](#). Potions in non-magical bottles can be lost if the bottle is broken; this often occurs when a locked chest containing a potion is opened by force.

Scrolls

Scrolls can be cast by any character who can read aloud, regardless of his class. A character who cannot read aloud cannot use a scroll. The level at which the scroll was created must be recorded in the upper right-hand corner of the scroll. If a scroll does not have a level recorded, then the scroll is effective at the base level of the spell (for example, an [Enthrall](#) would only work at 1st level). Scrolls radiate magic. A scroll is activated by reading aloud for a time equal to the invocation time for the corresponding SAS; if the SAS recorded on the scroll has no invocation time, the scroll will require a minimum of 5 seconds to read. If there is no incantation written on the scroll, then the player is responsible for role-playing an incantation for the appropriate amount of time.

As with all magic items, an individual can only effectively read scrolls with spells cast at his level +2 or less, LI spells cast at his level +2 or less, and spells that have an absolute level no greater than his level +2. For example, a 3rd level character can read a [Fire Ball](#) scroll cast at a 5th level effect or less. A 2nd level character cannot read an [Enthrall](#) scroll that affects 7th level creatures, and a 3rd level character cannot read a [Blast](#) scroll regardless of the level of damage it delivers.

A spell may only be read from a scroll once and then the scroll is expended. If a character is interrupted while attempting to read a scroll, the scroll has not been used and must be read again to cast. If a character tries to read a scroll that is too high a level for him, there is no effect, and the scroll retains its spell. A scroll can be destroyed by fire, by being torn into pieces, or by other means.

Physical Representations

When a character finds a magic item during an adventure, they will be informed as to whether or not they may take and keep the representation of the item. If he cannot take the item, then they must make or obtain an appropriate representation of the item for use in future adventures. A PC must have a representation for each magic item that they intend to carry into a game. If a player does not have an appropriate representation for a particular magic item, then they cannot use that item in the current game.

Sometimes in a game, characters gain an SAS as an “*innate*” power. In that case, no physical representation of the item is required, but such “*innate*” powers are otherwise subject to the same limitations as other magic items. For example, if a character gains 2 innate spell points, those 2 spell points will behave just as if they came from a 2-point generator.

Bonding of Magic Items

When a magic item is recovered during a game, it will bond to the PC who uses it first. After an item has bonded to a PC, the magic item will function for another character only after the original PC dies or after the new owner has had the item in his possession for at least 4 hours of game time. If a PC dies and is resurrected, his magic items will immediately rebond to him so long as no other PCs have used them. Magic items cannot be directly passed between two characters belonging to the same person. The same bonding rules apply to NPCs, except when modified by game design.

Activation of Magic Items

NOTE: THE MOST CURRENT VERSION OF THIS IS IN THE BLUEBOOK AND GOVERNED BY THE SOCIETY SANCTIONING COMMITTEE (SSC). PLEASE CONSULT THAT DOCUMENTATION AND IT TAKES PRECEDENCE OVER THIS DOCUMENT IN CASE OF CONFLICTING RULES.

To activate a magic item, a character must perform the same actions as the Base class that the spell, ability or skill comes from.

Example: Nicolin has a Wand of [Fire Balls](#), with a [Savvy](#) of “When used, releases a 15-point [Fire Ball](#) once per day.” To activate this wand, Nicolin must perform a 5-second vocal incantation, must move both arms, and cannot take more than one step.

For an item that causes a noticeable effect, such as healing or [Resist Pain](#), the user must announce the use and effect of the item loudly enough that nearby characters can hear it.

Item activation is disrupted if the character is interrupted by an outside influence, although no points or uses of the item are lost if activation is disrupted.

At least 5 seconds must pass between activations of magic items, spell castings, and uses of abilities or skills.

Items that have an [Autocast](#) modifier have no activation time but are still subject to any other stipulations of the base SAS; a character would still need to move both arms and/or not move if the base SAS has these limitations. Meditative SAS would not require working arms, but the character would have to stop moving to activate. Note that if the arm that you are wielding a weapon with is disabled for any reason you must drop your weapon, even if you have [Autocast](#) healing items.

Example 1: If the [Savvy](#) for Nicolin’s Wand of [Fire Balls](#) read “When used releases an [Autocast](#) 15 point [Fire Ball](#) once per day” then Nicolin would not have to perform an incant but would still have to move both arms and not take more than one step.

Example 2: If a character lost the use of one or both arms, he could still use an item of [Autocast](#) [Ki’aj](#), since the Monk [Ki’aj](#) ability does not require the use of the arms.

Autoactivated items do not require meditation time and are automatically used when their specified condition occurs. Autoactivate effects cannot be triggered during the cooldown, unless the triggered effect is an instant counter, in which case the activation resets and locks the cooldown. Autoactivated effects trigger the global cooldown.

If a character has multiple Autoactivate effects available and encounters a situation in which the conditions for more than one of the triggers are met simultaneously, the player may choose which of the effects is triggered first. When this effect is triggered, it applies the global cooldown, so that 5 seconds must pass before another effect can be activated. If, at the end of the global cooldown period, the conditions for the other Autoactivate triggers are no longer met, the effects are not activated."

The trigger may not act as an immediate counter unless the SAS is already defined as an immediate counter. For this purpose, this means that an autoactivate cannot cause an effect that would occur between the calling of an effect and its result occurring. For example, an autoactivated [Elemental Protection](#) cannot take effect between the calling of an [Elemental Strike](#) on the character and the point at which the character takes the damage from the Strike. Such an item would provide protection against the next strike, but not the one that triggered it. If the trigger is one that is consciously or deliberately activated by the holder, 5 seconds must pass before another SAS or magic item can be activated. Similarly, the deliberate trigger may not be activated within 5 seconds of having used another SAS or item. Otherwise, the triggering of the autoactivate is exempt from the 5 second rule as a triggered effect. Autoactivate has no MILL level and can be used by characters of any level, however, if the character does not meet the MILL requirements for [Autocast](#), the autoactivated effect will require the full normal casting time to take effect.

Limitations on Magic Items

Several measures have been created to ensure that game treasure is balanced, fair, and as consistent as possible. The following rules apply to all treasure, whether magical or mundane and cannot be changed by game design or other means. If a PC owns items gained under an earlier rule set that are made invalid by these restrictions, they cannot be used without specific GD permission until the player has them re-sanctioned by his Chapter Sanctioning Committee in accordance with this ruleset and the process outlined in the associated IFGS Blue Book.

Magic Item Level Limit (MILL)

To activate a magic item, a character may not be more than 2 levels lower than the Base level of the SAS; for example, to use a Wand of [Fire Ball](#) a character must be at least 3rd level, and to use a Wand of [Blast](#) for any number of points a character must be at least 8th level.

Items of defined value can be activated for up to 2 levels higher than the user's level.

Example: Raum has a ring of 30-point *Ice Strike* that is usable once per day, and he is only 3rd level. He can activate it for a 15-point *Ice Strike* since that is the maximum damage a 5th level character can do with an *Ice Strike*. Because the ring only has 1 use per day, the unused 15 points are not available for use later in the day.

When a character uses a magic item with a Level Influential (LI) SAS much higher than his own level, he is unable to fully control the LI power. In no case will a magic item enable a player character to call out an LI affect more than 2 levels higher than his own level.

Example: The druid Traveler has a magic item and the *Savvy* says it allows the user to cast a *Crash Time* at 10th level. Traveler is only 4th level, so when he tries to use the item it will function as a *Crash Time* cast at the 6th level.

If the resulting level of effect is lower than the level of SAS that is being cast, it cannot be used at all. For example, Traveler at the 4th level could not cast [Awe](#) at all since it is a 10th level SAS. If Traveler were 8th level or higher, he could then use [Awe](#) from an item.

Items with the built-in [Autocast](#) modifier are subject to the MILL rule as per the base ability of the item or the [Autocast](#) modifier, whichever is highest. The modifier [Autoactivate](#) is not in itself subject to the MILL rule but the base SAS of the item remains limited as normal.

Example: Esbjorn is 4th level and has a wand of *Autocast Fire Ball* that does 15 points of damage. Since the *Autocast* modifier replicates a 7th level spell, Esbjorn cannot use the wand until he reaches the 5th level.

Increments

A magic item may not perform an SAS in an increment different from the base class. For example, healing must be used in increments of 2, [Cure Serious](#) and [Elemental Strikes](#) must be in increments of 3, and [Disrupt](#) must be in increments of 4.

Magic items may not perform an SAS in an increment less than the minimum effect of the Base SAS; for example, [Elemental Strike](#) must do at least 9 points of damage, [Wrath](#) must be cast for at least 10 points, and [No Defense Blow](#) must be at least 6 points.

Incremental items must be activated for at least the minimum that it costs the base class to cast the SAS and for no more than the maximum allowed by the character's level +2. If too few points are left in the item after an invocation to meet the minimum, the item cannot continue to be used.

Example: A ring of [Wrath](#), 20 points in any increment, is used to cast a 16 point [Wrath](#). 4 points would still remain in the ring, but since the minimum [Wrath](#) is 10 points the ring could not be used again that game day.

Maximum Level

Magic items may not perform an SAS at greater than the 10th level of effectiveness; for example, [Blast](#) cannot exceed 40 points, [Wrath](#) cannot exceed 20 points, and [Kill Dagger](#) can't exceed 10th level. A magic item of [Kill Dagger](#) at 10th level will affect a 10th level character; however, a [Kill Dagger](#) performed by a 10th level Thief could affect a 13th level creature. This limit is to ensure that a character at the highest level of each class will always be able to perform an SAS as well or better than a magic item of the same SAS.

Physical Limitations

A character must be able to perform the physical effects gained from the magic item for successful use. For example, if a character has lost all the limb points in his legs, they cannot perform a [Leap](#). If a character cannot read, they cannot use a scroll.

Items and SAS Cannot Affect Other Items

Magic items and SAS such as [Autocast](#), [Double Effect](#), and [Invoke](#) may not increase the effectiveness of other magic items. Thus, a wand that allows the owner to cast a 5th level [Crash Time](#) cannot be modified to cast a 7th level [Crash Time](#) even if the owner has cast an [LI Enhancement +2](#). A Magic User cannot cast the spell [Autocast](#) to cause a Wand of [Fire Balls](#) to instantaneously cast a [Fire Ball](#). More generally, magic items do not affect other magic items, except that Spell/Ability generators/crystals/batteries, may be used to recharge magic items that require Spell/Ability points to be recharged. Whatever an item's [Savvy](#) says it can do is the limit of what it can do, provided none of the savvies violate the IFGS rules.

Stacking

No item may be created or defined as stackable with other similar items. All items are subject to stacking rules as discussed in [Chapter 24](#). The Society Sanctioning Committee (SSC) has the final say on all magic items and the most current information can be found at www.ifgs.org under the "Bluebook."

Creation of Ongoing Wealth or Other Items

No item may be created that creates wealth for the owner on an ongoing basis. For example, a magic box that will provide 100 gold pieces to the owner each game day cannot be created or used in an IFGS game.

Mundane items that are produced by magic items are not magical and do not detect as magic unless otherwise specified in the [Savvy](#) list of the magic item itself. For example, a magical quiver that produces 5 arrows per day will create 5 non-magical arrows.

Miscellaneous Item Restrictions

For magic items that require an NPC to play a role such as a familiar, the player must provide someone to fill the role. The NPC for this role will not be provided by game staff.

Use of magic items that require a GM to carry a player's items, such as a "bag of holding" that will contain other objects, is subject to GM willingness and is not guaranteed.

Treasure Limits and Approval of Magic Items

Players are limited in the amount of treasure they may bring into an IFGS game. By default, this limit is set at a gold piece value equal to the character's experience point total. For example, a character with 8,000 experience points would be allowed to bring up to 8,000 gold pieces worth of treasure (including gold) into a game. On occasion, characters participate in games at a level lower than the one they've attained, or "*play down*"; a PC who "*plays down*" may bring treasure equal to exactly halfway between the minimum XP required for the level he is playing, and the minimum XP required for the next level. Game Writers may choose to raise or lower this limit for their games, or to remove the restriction entirely.

The GP has the final, absolute say about which magic items may or may not be brought into the game. This is to promote fairness and game balance. The GP spends many hours attempting to make the game enjoyable and balanced, and a character with an immensely powerful item may be too much to contend with in a low-level game. Frequently, a GP will delegate the responsibility to limit or check magic item lists to a team's GM. Please do not take it personally if the GP or GM disallows some of your magic items; your items may be too powerful for game mechanics and balance. Remember that the GP has invested significant amounts of time, creativity, and energy in developing a game that many people will participate in and will hopefully enjoy.

Although a GW can change any rule during his game, these changes cannot have an effect outside that game. All magic items that can be gained as treasure by PCs must conform to all of the rules stated in this chapter or must be restricted to use within that GW's "*closed*" game world.

Chapter 24: Stacking Rules

What is stacking? In the IFGS Fantasy Rules system, there are many SAS and effects that can be used to modify a character's base-level abilities or the effects of her other SAS; this combination of effects is called stacking. A set of rules governing stacking is essential in helping to balance the character classes, and to prevent PCs and NPCs from adding enough SAS together to completely overpower an opponent or encounter with a single attack. Stacking rules apply to the interaction of a character's SAS and magic items and are designed to keep the amounts of damage and protections balanced in a game.

Every Skill, Ability, or spell in the IFGS falls into 1 of the following categories and are listed with the description of the SAS:

Base: The initial value listed under the SAS or chart. This could be Hit Points, melee damage, or spell damage.

Modifier: This is a SAS that modifies a Base. For example, a Magic User's spell of [Strong Arm](#) modifies Base damage.

Enhancement: Enhancement is an additional modifier that will stack with the two listed above and is usually reserved for magic weapons and armor. An example of this is a +2 sword that will increase a person's Base damage or a +3-spell focus to increase Base spell damage.

Debuff: A debuff is a type of SAS that is a negative modifier and will reduce the total. [Curses](#) fall into this category.

Stat Break: These are a special set of abilities that do not fall into the above categories. A limited set of SASs will fall into this section.

The basic formula to calculate your total, either in damage or protection is:

Base + Modifier + Enhancement + (Stat Break if applicable) = Total

*Material / Element type is not listed since it does not affect the total number being called in combat.

If you are subjected to a debuff attack, then you would subtract that number from the **Total**.

An attack can have a material or element modifier. These do not change the **Total** damage being called but may have specific in-game effects Based on game writer options.

Material: This is a special type of modifier that changes the Base material of an attack. This does not change the number called in combat, but it can have special effects based on game design.

Element: This is a special type of modifier that changes the Base element of an attack. This does not change the number called in combat, but it can have special effects based on game design.

NOTE: A WEAPON CAN ONLY HAVE A SINGLE ELEMENT AND A SINGLE MATERIAL ON IT AT ANY ONE TIME.

Example: Calculating Modified Melee Damage

This example will calculate the amount of melee damage that Acacia, an 8th level Knight, will swing in the next combat. Acacia will use her Base for damage, her +3-magic sword, and +4 from the **Additional Damage** ability.

Calculations for Example			
Base	Modifier	Enhancement	Total
Melee damage = 7	Additional Damage +4 = 4	+3 magic sword = 3	(7+4+3) = 14

By using the items and abilities described above, Acacia will call out "14 magic" with each successful melee strike in the combat. During the combat, if Acacia was hit with a [Pain Strike](#) -2 then she would apply the debuff, dropping her damage to "12 magic" unless she chose to use her ability of [Resist Pain](#) to counter it.

Example: Calculating Modified Spell Damage with a stat break

This example will calculate the amount of spell damage that Seadawn, a 7th level Magic User, will call when he casts Fire Strike. Seadawn will use his spell Base for damage, +3 from the *Inspiring Song - Battle*, and the [Autocast](#) ability.

Calculations for Example			
Base	Modifier	Stat Break	Total
Fire Strike (7 th level) damage = 21	<i>Inspiring Song</i> +3 = 3	Autocast	(21+3) = 24 Zero Second Cast

By using the items and abilities described above, Seadawn will call out "[Autocast](#) Fire Strike 24" when he casts the spell. The [Autocast](#) does not increase the damage but does allow Seadawn to cast the spell without the normal casting time, assuming he has not cast another spell within the last 5 seconds.

Additional Features of Stacking

If a character is affected by multiple modifier effects, only the strongest effect. For example, if a character is under the effects of both [Blade Sharp +1](#) and [Strong Arm +2](#), only the [Strong Arm +2](#) will be counted towards the final melee damage caused by the character. If a more powerful effect is used after an existing effect is already in place, the more powerful effect will take precedence. If the more powerful effect is dispelled or ends, and the weaker effect still has time left on its duration and has not been dispelled, the weaker effect will then affect the target.

Detrimental effects stack just like beneficial effects, and only the worst detriment will apply. For example, if a character is under the effects of [Blood Heat](#), which causes -2 to melee damage, and is hit with a [Pain Strike](#) that reduces melee damage by -3, then only the [Pain Strike](#) would be in effect; if the [Pain Strike](#) is countered by an ability such as [Resist Pain](#), the -2 from the Heat would then be in effect.

Temporary life point adjustments stack like any other effect. Thus, a Fighter could not benefit from additional Hit Points gained during a [Battle Fever](#) and a [Life Enhancement](#) at the same time.

Characters may be under the effect of more than one instantaneous SAS at a time. Effects from multiple instantaneous spells, such as [Fire Ball](#), are treated as individual attacks for the purpose of damage reduction due to spells, armor, items, and other protections. However, a character can never be affected by the same durational SAS more than once at a given time.

Unless otherwise stated in the description of a skill, ability, or spell, no SAS can extend beyond the current game day.

Chapter 25: Epic Levels

Once a PC advances beyond the 10th level, the normal rules do not always apply. These rare individuals have become legendary and display abilities that are beyond the normal player.

Level	Weapon Damage	Hit Points	Spell Points	Pick Points	Other
11	+1	5	5	6	
12		5	5	6	Choose 1 Feat
13	+1	5	5	6	
14		5	5	6	Choose 1 Feat
15	+1	5	5	6	
16		5	5	6	Choose 1 Feat
17	+1	5	5	6	
18		5	5	6	Choose 1 Feat
19	+1	5	5	6	
20		5	5	6	Choose 1 Feat

As a PC advances in the epic levels, they will gain additional weapon damage (melee & missile), hit points, spell points, and pick points based on the above chart. These are in addition to base points granted by their class. Additionally, they will have the ability to pick a feat from the list below at every even level. Once a feat is chosen it may not be changed.

Pick Points

Pick points are what truly separate an epic level PC from a normal PC. When a pc gains pick points, they may be exchanged for a Skill, Ability, or Spell that is not innate to a class nor a specialty, with the following restrictions.

- The SAS costs the same as its level in pick points, i.e., if you wanted to gain the ability to cast dropsy, a 3rd level mage spell, you would need to spend 3 pick points.
- You may save up pick points, but once used, they are gone. For example, if you chose to not spend any pick points at 11th level, when you reach 12th level you would have 12 pick points and could pick a 10th level SAS along with a 2nd level one. At 13th level you would gain an additional 6 pick points and could choose a 6th level ability, or two 3rd level abilities, but the 12 you gained previously are spent already.
- For abilities such as a fighter's BattleFever that have various levels of effect, spending 1 pick point would only gain you the first level of BattleFever. If you wanted to take the 10th level version, you would need to spend 10 pick points. You could not take the first and tenth level Battlefever without taking the other ones in between.
- You may only pick an SAS that is in the main branch. An SAS in a specialty branch may NOT be chosen.
- If you choose an SAS that is part of your existing class, either the cost drops to ½ or you gain 50% more uses, rounded up. For example, if a 14th level thief spent 2 pick points and chose Sense Traps, his uses per day would change from 14 (Level), to 21 (Level + 50%). SAS that do not have a point cost, or are unlimited in uses, i.e. Backstab, may not be chosen for this purpose.

Feats

Feats are exceptional abilities. Once chosen a feat may not be changed. Some feats may be taken multiple times and its effect will stack. Feats may change a character's base. For example, a Magic User could take the feat of 25 bonus spell points twice, gaining an additional 50 spell points total to the normal base spell point total.

- The PC gains +1 to armor.
- The PC gains +1 to damage. The additional damage is with any melee, missile, or thrown weapon.
- The PC gains 25 spell, ability, or skill points. This is added to their base SAS points.
- The PC gains 5 additional hit points. This is added to their base hit points.
- The PC gains access to all [weapon groups](#).
- The PC gains an innate +1 LI vs incoming SAS.

- The PC gains the ability of intuition. The PC may [commune](#) once per day. This does not count against their normal limit from other sources.
- The PC gains the ability to be mobile during spell casting or aiming a missile weapon. The PC may walk SLOWLY while casting or aiming.
- The PC gains the ability to fight blind, along with Dark Vision. This will allow the PC to see normally in complete darkness. This does not mean the PC can fight with their eyes closed, it means the PC may not be subject to penalties for looking at a creature such as a medusa, during a fight. Subject to GM/GW restrictions due to game design.
- The PC gains the ability to setup and facilitate a rest for the team. This could be cooking a meal, telling an amusing story etc. The exact form is up to the PC. This rest will restore to each PC, twice their level in SAS points and their level in hit points after a 5-minute rest. The PC can use this 1 time per day.
- The PC may choose a level 0 ability of another class. They must abide by all the restrictions of the original ability.
- The PC trains in using an armor 1 step above what they currently are allowed. For example, if the PC's class, such as a Magic User, limits them to wearing only Robes, they would gain the ability to wear leather armor. If limited to leather, they would gain the ability to wear chain mail. If they were limited to chain mail, they may now wear plate armor. This feat has no effect on a class that can already wear plate mail.
- The PC's footsteps no longer make a sound when walking, even in the heaviest of armors. The PC effectively moves silently at all times.
- The PC gains the ability to counter any single melee/missile attack 1 time a day. This is an [immediate counter](#) and will allow the PC to dodge any single melee/missile attack, from any source, not even taking damage from the 1-point rule. The PC can even dodge a backstab that they did not see coming.
- The PC gains the ability to counter any single damaging spell attack 1 time a day. This is an [immediate counter](#) and will allow the PC to dodge any single spell attack, from any source.
- The PC gains the ability to counter any single glyph, sigil, or trap 1 time a day. This is an [immediate counter](#) and will allow the PC to dodge any single effect, from any single glyph, sigil, or trap.
- If the PC has an empty hand, then upon being struck on a limb by a weapon, the PC may call "**Weapon Strip**". This nullifies all effects of the weapon strike and forces the attacker to hand the weapon over to the PC. The Resin and Attuned Weapon SAS will enable the attacker to retain the weapon, but the effects of the attack will still be nullified. This ability is non-LI and treated as an instant counter. The PC can use this 1 time per day.
- The PC gains the ability to utilize an element that was previously unknown to them. For example, a mage could gain the ability to cast holy or profane damage, or a cleric sonic damage.
- The PC gains an innate knowledge of a specific element. When using this element, the PC will deliver damage as if they were 2 levels higher than their current casting level.
- By handling any single magic item for 10 seconds the PC can identify all of its magical properties. A PC may do this a number of times per day equal to ½ their level.
- Patron Boon I. You swear allegiance to a single patron type, (Type is up to the PC). 1 time per day this patron will grant you a single spell (Non-Specialty) of up to the 5th level, cast at your level, from any spell using class for free.
- Patron Boon II. You must have patron boon I to take this ability. In addition to the above spell, the patron will now grant you a second spell up to the 10th level. All restrictions of patron boon I apply.
- Patron Boon III. You must have patron boon I and II to take this ability. 1 time a day your patron will center a double effect radius spell (Non-Specialty) of your choice, cast at your level, on you. This spell will not affect you or your teammates.
- The PC gains a loyal companion. The companion can take any form that the PC desires, from a black panther to a wraith. This companion mirrors the living familiar in the Blue Book on all aspects with the following additions. The companions' hit points are equal to 1/2 the PCs and may carry up to 5 lbs. per level of the PC. Once per day the companion may act as a Rangers Guardian. Additionally, the PC can add other abilities to the companion by paying standard Blue Book price. These SAS must be standard items are still limited to the maximum of 10th level. Should the companion die and not be raised or life sparked, then the PC must pay 10 gold per level of the PC in special materials to summon/befriend another one. Any special abilities that have been purchased and placed on the

companion will need to be repurchased again if the companion dies and is not raised. This takes 5 minutes of role-playing to achieve. A PC may only take this feat once.

Glossary

Activation – Method of use for some abilities, skills, and magic items

Alignment – The personal psychological or moral bearing of an individual or an item; helpful in determining how a character might react in various situations.

Archery Registry Representative (ARR) – An individual who is responsible for recording the results of Archery Testing, and providing written records of the results to all testers and the Chapter and Society Registries

Archery Safety Representative (ASR) – An individual who is responsible for setting up and running an Archery Test, the accuracy of set-up, timing, and safety fall under the purview of this position.

Archery Testing – A method that allows a player's real-world archery skills to be reflected in the skills of his characters; each IFGS Chapter decides whether they wish to offer Archery Testing, and whether or not they wish to allow archery test scores to be used in games run by the chapter.

Area of effect – Size of the area that will be affected by a spell, ability, or skill

Armor – Leather armor, chain mail, and plate mail; represented by a 2"x2" square "armor patch" of cloth.

Artifact – An item of great magical power that is invented by a Game Writer to fulfill a specific purpose; an artifact may be any type of item that the Game Writer chooses and may have powers that violate the standard rules.

Autoactivated Item – An item that does not require meditation time and is automatically cast when its specified condition, such as a limb reaching 0 Hit Points, occurs

Base – A value, such as hand-held melee damage, that is defined by a character's class and level. A Base value does not include any modifications from spells, abilities, skills, or magic items. Except for Hit Points, a Base can never be altered.

Bleed Out – A target that reaches zero Hit Points is bleeding out. They must role-play being unconscious and if they receive no healing within 5 minutes, they are dead.

Blind – A target that is blind cannot see and must role-play as if blind.

Bonding – When a magic item is recovered during a game, it will bond to the PC who uses it first. After an item has bonded to a PC, the magic item will function for another character only after the original PC dies or after the new owner has had the item in his possession for at least 4 hours of game time.

Carried effect – A secondary effect, such as venom poison or [Red Death](#), that is delivered to the target with a melee or missile attack; armor does not protect against a carried effect.

Casting – method of use for a spell; also known as incantation.

Character Applicable Points (CAP) – Points that are earned by staffing or performing administrative tasks, and that can be used to increase a character's experience point total, increase a character's gold piece total, use the Fate Point Option, or for any number of other uses a Game Writer may place within his game

Combat – Three basic types of combat exist in the IFGS rules system: melee or hand-to-hand combat, which includes fighting with swords, staves, and other hand-held weapons; propelled missile combat, which includes ranged fire from simulated bows and crossbows; and thrown missiles, which are bean bags representing various items and abilities. Combat begins when an action is taken by a PC or NPC with intent to cause damage or ill effects upon another PC or NPC.

Conjuration time – The time required to actually perform some spells, abilities, and skills, which immediately follows the invocation time.

Consent Rule – Some spells, abilities, and skills require the consent of the target, as stated in their individual descriptions.

Counter – Many spells can act as a counter. A counter immediately cancels the effect of a SAS it was designed to counter.

Critical hit – One of the possible types of hit with a propelled missile weapon; adds 2 points to the Base archery damage of the character firing the arrow. Additionally, critical hits are not stopped by use of a shield.

Down time – A mandatory period of out-of-game time that exists in long-duration games; during this time in-game effects are suspended. Down time consists of at least 8 hours during each 24-hour period.

Draft game – A game in which the teams are selected by player draft; at the draft, each Loremaster is asked, in a predetermined order, to choose one player at a time for his team.

Duration – The length of time that a spell, ability, or skill will remain in effect.

Encumbrance – The in-game factors, such as use of armor, which can influence the outcome of pursuit.

Entangle – A target that is entangled cannot move from the spot they are in. They may defend themselves but may not walk away.

- Experience Points (XP)** – One of the rewards you receive for participation in IFGS events, and a reflection of your experience in the IFGS; XP are required for a character to advance in levels.
- Fate Point Option** – The use of Character Applicable Points to avoid death by invoking Fate.
- Five-Second Rule** – 5 seconds must pass between each use of a spell, ability, skill, or magic item.
- Game Aide (GA)** – A person who provides production support to the GP or GD; a GA can have a variety of roles in making the game happen, such as editing the game script, recruiting NPCs, organizing setup of the game course, and building props.
- Game day** – Typically extends from the start of the game until game end or planned down time, whichever comes first; however, a Game Writer can also designate that a new game day starts or ends at any time.
- Game Designer (GD)** – An individual who acts as both the Game Writer and Game Producer for the same game
- Game Master (GM)** – The referee that accompanies a team of adventurers through the game and fields all player questions
- Game Producer (GP)** – The individual who is responsible for ensuring that the game site, staff, cast, props, players, and budget all come together successfully on game day.
- Game Writer (GW)** – A person who creates an adventure using the IFGS fantasy rules system in cooperation with a Chapter Sanctioning Committee
- Glyph** – A powerful magical trap that may be placed upon a rigid object to protect against theft, opening, or entry.
- Hand-held melee weapon** – Includes long swords, short swords, great axes, battle axes, hand axes, staves, spears, and other similar weapon types; constructed with foam padding over a lightweight core.
- Hostile act** – An action that is taken by a PC or NPC with intent to cause damage or ill effects upon another PC or NPC (this includes magical attacks)
- Immediate Counter** – A spell, ability, or skill that is designed to counteract another attack or spell effect; an Immediate Counter must be called out immediately following the attack or spell effect it is neutralizing.
- Immutable** – Those aspects of a character that can never be permanently changed, under any circumstances by anyone for any reason.
- Invitational game** – A game in which the Loremasters may invite players to form their teams, rather than drafting a team from a pool of players.
- Invocation** – Generic method of use for a spell, ability, or skill; encompasses casting, activation, and meditation.
- Invocation time** – The length of the verbal invocation, casting, meditation, or activation needed to successfully use a spell, ability, or skill (SAS). All 1st through 5th level SAS have a 5-second invocation time, all SAS 6th level and greater have a 10-second invocation time, unless otherwise indicated in the description of the SAS or character class. The maximum invocation time for any SAS is 5 seconds longer than the times listed above.
- Knockback (KB)** - Target must move the listed distance back directly from the source of the [knockback](#) and take a 0-second [knockdown](#) upon traveling that distance. Care should be taken to safely move this distance.
- Knockdown (KD)** – Requires the target to come to an immediate stop and fall to the ground. The duration of a KD is usually 5 seconds but varies for some attack forms. After the duration has expired, the target can get up at any time.
- Level Drain** – A special ability that can be used by an NPC to effectively reduce a target character by one level; A character that is affected by a Level Drain is reduced in all respects including his LI resistance, LI capability, Hit Points, spell or ability points, Base damage, and available spells, abilities, and skills.
- Level Influential (LI)** – A type of spell, ability, or skill that affects creatures equal to or below the level of effect.
- Hit Points** – Represent the amount of damage a character can take before he will die; Hit Points are determined by a character's class and level.
- Limb sever** – A blow that is done with the intent to sever a limb; can only be used on an immobilized target
- Line course** – A game that consists of set encounters that the players engage in a predetermined order.
- Lock difficulty** – Rating that describes the intended physical difficulty of picking the lock; difficulty ratings range from 1-7, with S used for special locks that do not fit the standard lock format.
- Lock type** – Ranges that is used to determine how a lock can be opened.
- Loremaster (LM)** – An individual who is challenged by a GP or GD to assemble and lead a team of adventurers into a game.
- Lycanthrope** – A creature that is not normally an animal but that can assume the form of an animal; often, a lycanthrope will only take damage from silver or magical weapons. The affliction is considered a magical disease or curse and can in some cases be transmitted. Lycanthropes are not necessarily evil. Synonym: were beast.
- Magic item** – A ring, wand, medallion, amulet, scroll, weapon, or any other item or effect that is imbued with beneficial and/or detrimental magical properties; anything that allows a character to perform an SAS or effect not provided by his Base class, or that improves or supplements the Base class, is considered to be a magic item; this includes

innate effects, blessings from deities, and special training, despite the fact that they might have no physical representations.

Magic Item Level Limit (MILL) – To activate a magic item, a character may not be more than two levels lower than the Base level of the spell, ability, or skill contained within the item.

Magical damage – Damage caused by a magical weapon, spell, glyph, or other magical source.

Marginal hit – One of the possible types of hit with a propelled missile weapon; causes the marginal damage of the character firing the missile. A shield will protect the carrier from marginal hits if it is being interposed between the shield holder and the archer.

Material component – A physical representation that is required for use of a spell, ability, or skill; material components include colored flags, fluorescent tape, duct tape, gold representations, and bean bags.

Meditation – Method of use for some abilities

Melee – Physical, hand-to-hand combat between two or more characters

Mundane – Non-magical

Mundane damage – Damage caused by a non-magical weapon, trap, ability, skill, or other non-magical source.

No Defense damage – Damage that is taken regardless of armor or magical protection.

Non-Player Character (NPC) – An individual who is acting in one or more of the non-player roles in a game.

Non-Sentient – In the IFGS, this term is used to describe a plant, animal, or other creature of mundane animal intelligence or less.

One-Point Rule – Regardless of the amount of armor or magical protection, a character (except for a character in [Concentration](#)) always takes a minimum of 1 point of damage from all hand-held melee attacks.

One-Shot Item – A magic item that is permanently expended after one use.

Open Registration game – A game in which all characters who want to play may do so, with no limit to the number of players that can participate.

Opportunity fire – Use of a propelled missile weapon to aim at a fixed point while waiting for a target to appear.

PC Fairness Rule – Rule that can be invoked by a PC who has been adversely affected by the action of another PC, either directly or indirectly; invoking this rule will completely negate the effects of the action and will remove all memories of the action from the characters involved.

Pin – Requires the target to come to a complete stop. They may not move their feet for a designated amount of time.

Player Character (PC) – An individual who is playing in a game, often as a member of a team.

Propelled missile weapon – Includes bows and crossbows; represented by a mock-up weapon that is never actually fired.

Pursuit Rule – A safe and playable way to simulate the pursuit of fleeing characters for use in game sites or situations where an open chase may not be viable, such as a public park, difficult terrain, extreme heat, limited physical capability, or a special event with children.

Range – The maximum allowable distance from a character to the target of his SAS or propelled missile fire, or to the center of a defined area of effect

Registry – The committee that is responsible for maintaining records of all earned experience and treasure; also, the national Database that contains these records.

Registry Representative (RR) – An individual who prepares all game experience records for participants before the game starts and ensures that they are completed at the end of the game.

Role-playing – Improvisational acting while trying to think, feel, move, and act like another person or creature.

Room game – A game that takes place inside or around a single structure.

Root - Target may not move from her location. She may offensively attack, cast spells, activate items, and activate abilities except for [Speed](#), [Climb Wall](#), and [Leap](#) while being [rooted](#), but she cannot move both of her feet. She can pivot to face another direction, but one foot must remain in the same space. *Knights Strength* acts as an LI boost to the targets LI to counter the *Root*.

Safety Officer (SO) – The individual who ensures that a game runs as safely as possible and follows the IFGS guidelines for safety. The SO's duties include checking all weapons before a game to ensure that they meet IFGS standards, responding to medical emergencies, and ensuring that combat sites are as safe as possible.

Sanctioned game – A game that has been reviewed and approved by an official Sanctioning Committee to ensure that it is fair, safe, playable, and consistent with the IFGS rules and philosophy.

Sanctioning Committee – A group of IFGS members who are responsible for reviewing games to ensure that they are fair, safe, playable, and consistent with the IFGS rules and philosophy; any IFGS member may join his Chapter's Sanctioning Committee

- Sigils** - Sigils are a rune that can be created that produces various effects based on the caster intentions when they are created.
- Scorekeeper (SK)** – An individual who assists the GM with keeping track of the players’ numbers, such as Hit Points and spell points; the SK also serves as the GM’s extra eyes and ears.
- Sentient** – Having a will or intelligence; capable of reason.
- Stacking** – Limits on the number and type of effects a single character may have in effect at any given time.
- Supernatural creature** – A creature that is magical or that does not occur naturally; includes undead, lycanthropes, demons, devils, faeries, dragons, unicorns, and many others.
- Throat slit** – A blow that is done with the intent to dispatch a victim; can only be used on an immobilized target .
- Thrown missile weapon** – Includes throwing daggers and stars, acid, flaming oil, holy and unholy water, rocks, and some spell and ability effects; represented by small bean bags of various colors.
- Time Stop** – A temporary freeze of in-game action which may be called by the GM for any reason, or by any participant for safety reasons; when a time stop is called, all participants should immediately freeze and await instructions from the GM.
- Treasury Representative (TR)** – An individual who is responsible for collecting and recording game fees from each participant, and for ensuring that each participant has signed a participation waiver.
- Undead creature** – A creature that was once living, is no longer living, and is animate; includes skeletons, zombies, ghosts, and liches.
- Unconscious** – A PC that is reduced to zero Hit Points is unconscious and bleeding out. They must role-play being unconscious.
- Watchdog (WD)** – An individual appointed by the Chapter Sanctioning Committee, who is responsible for ensuring that the game runs as sanctioned; the WD has the sole authority on game day to approve or reject any changes needed to ensure that the game’s ratings and flavor remain as sanctioned.
- World course** – A game that allows the players to move around at will, with no predetermined order to the locations the players may visit.

Appendix A: Weapon Construction

It is extremely important for the weapons used in IFGS to conform to a uniform standard of safety. It is the duty of all participants in the IFGS to make sure that their weapons are safely and soundly constructed. This appendix provides basic information regarding the construction of safe hand-held melee, projectile missile, and thrown weapons.

NOTE: CHECK WITH YOUR LOCAL CHAPTER, THEY MAY HAVE ADDITIONAL RULES ON WEAPONS BUT IN ALL CASES WILL BE WILLING TO ASSIST YOU IN CONSTRUCTING YOUR WEAPONS.

Constructing a Hand-Held Melee Weapon

Because there are nearly as many safe ways to construct an IFGS hand-held melee weapon as there are participants, this rulebook does not include a step-by-step description of how to create one. For step-by-step instructions that have been created by IFGS members and approved by the Society Safety Officer, see the IFGS website at <http://www.ifgs.org>.

Weapon Standards

The information below is not all inclusive and is provided as a basis for understanding weapons in the IFGS. The complete and current standards for all weapons is provided in the IFGS weapons standards handbook located at the IFGS website: <http://www.ifgs.org>

Core

All IFGS hand-held melee weapons are constructed around a rigid core, which cannot be metal, PVC, or wood (with the exception of bamboo). The core must be strong enough to have minimal play, or “*whip*”, when the weapon is completed – when swung in a normal fashion, the weapon’s tip should not flex more than 2 inches out of line with the main shaft.

Padding

Padding is used to protect participants from the rigid core and other structural components of the weapon. Each weapon must have a minimum of ¾” wide, ½” thick, closed-cell foam on all potential striking surfaces. All non-striking surfaces must have a minimum of 3/8” thick, closed-cell foam. If a weapon will be used for thrusting, it must be constructed with a compressible thrusting tip.

Guard

A guard may be constructed on a weapon to protect the wielder’s hand from his opponents’ weapons. Any guard must have sufficient padding to protect both the wielder and his opponents, with foam on both the outside and inside; it must be free of sharp edges and constructed in such a way that it cannot trap or damage the wielder’s hand.

Handle

The handle and pommel of a weapon such as a sword or axe must have enough padding on the end to ensure that you cannot feel the core.

General Guidelines

The following guidelines apply to all types of hand-held melee weapons and must be met for a weapon to be approved by a Safety Officer.

- A weapon should not have too much heft or weight, because a massive weapon can cause injury in several ways. Although the weight of a weapon is subjective and will vary by individual, all weapons should remain as light as possible while adhering to all other standards.

- Sharp edges cannot exist anywhere on a weapon, even on non-striking surfaces like the guard.
- All striking surfaces of a weapon must have a non-abrasive cloth covering or be constructed with latex or be a hybrid weapon.

Safety and Maintenance

All IFGS foam-padded weapons must be inspected and approved by a designated Safety Officer prior to use in any official event.

Hand-Held Melee Weapons

Hand-held melee weapons include swords, axes, staves, spears, and other similar weapon types. All hand-held weapons must be at least 18 inches in length.

NOTE: THAT NON-MAGICAL OR NON-ENHANCED WEAPONS CAN BE "BROKEN" IN GAME BY ANYONE OUTSIDE OF COMBAT (THIS IS FOR ROLE-PLAYING PURPOSES - THE ACTUAL WEAPON SHOULD NOT BE BROKEN). A NON-RIGID OR JOINTED WEAPON CANNOT BE USED IN AN IFGS GAME.

Lanyards or other straps that attach the weapon to any part of a player's body are not allowed on weapons. The hilt of your weapon must be constructed so that if your hand is opened the weapon will fall to the ground. A sheath for a weapon is not considered an illegal attachment.

Constructing a Projectile Missile Weapon

Characters who wish to use a bow, crossbow, or other propelled missile weapon in game must carry a physical representation on course; cardboard or foam representations are recommended. This physical representation, or bow rep, must be constructed in such a manner as to pass all safety checks, and be made of materials that are safe for all participants in an IFGS game, player and non-player alike.

Constructing a Thrown Weapon

In the IFGS, all thrown weapons are represented by small bean bags. In general, bean bags must be at least 2 inches square and no larger than 4 inches square. As described in the following table, each type of thrown weapon or thrown SAS effect is represented by a bean bag of a specific color.

Summary of Bean Bags

Bean Bag Color	What it Represents
Gray	Throwing Dagger or Star
Brown	Rock
Red	Acid
Black	Oil
Black w/Red Tie	Flaming Oil
White	Holy/Unholy Water
Green	<i>Seed of the Elements</i>
Purple	<i>Physical Attack</i>

Appendix B: Disputes

Disputes

In any system that includes rules and more than one participant, some sort of disagreement will eventually occur. To ensure that all disputes are handled in a fair and just manner, the IFGS has created some rules and processes that can be used by players and other participants to resolve in-game disputes.

Protests

When you have a serious disagreement with an in-game situation, such as the outcome of an encounter, the death of a character, or the disposition of an item, you should first attempt to resolve the issue through the GM.

To minimize disruption to the game's continuity and to other participants, you should wait until the end of an encounter to approach the GM, and then briefly describe the issue and your protest. You should strive to remain tactful, unemotional, and clear – remember, the events in an IFGS game are directed at your character and should not be taken personally. The GM has the authority to change a ruling on the spot if you can give a short, articulate presentation of information that the GM feels warrants such a change.

If the GM chooses not to resolve the protest, or if your protest arises after the game, you can send a typed account of your protest to the sanctioning committee of the chapter that sanctioned the game. Your protest should be organized logically and should be easy to read and understand. It should include any information that you feel is pertinent to the case, such as a description of the events, a list of the other players and NPCs involved, the GM's name and associated rulings, and anything else you think is needed to reach a decision. Along with your protest you should include a \$5.00 check, made out to the chapter, as a processing fee. Your protest letter must be postmarked no later than 10 days after discovering the problem and, in all cases, no later than 60 days after the game. [Note: these limits are for filing PC protests and do not limit the time or authority of the chapter or Society to issue changes to game or treasure outcomes.]

Following your submission, the Chapter Sanctioning Committee will rule on your protest and notify you of their decision. If the committee decides that changes are appropriate, any necessary changes and adjustments will be made automatically. If the committee rejects your protest, you may appeal to the Chapter Board of the chapter that sanctioned the game. If rejected there, the final route of appeal is to the Society Board, which will refer the question to the Society Sanctioning Committee (SSC) for investigation. The SSC will provide the results of its investigation and any recommendation it may have to the Society Board, which will then make its decision. There is no further route of appeal available.

Appendix C: Night Rules

Night Rules

Electric Lanterns and other indirect lights are allowed as a light source as long as it is not glass. Flashlights are for game mechanics and safety use only and cannot be used as an in-character light source. The only exception is the druid [Faery Lights](#) spell. Laser pointers are not allowed.

Flashlight Use

1. Missile Fire

To fire propelled missiles at night, an archer should indicate her target with a short flash from a tight-beamed flashlight. Care should be taken to avoid shining flashlights into the eyes of others.

2. Using SAS

To use ranged SAS (such as Lightning Strike or [Dead Eye](#)) at night, a character should indicate each target with a short flash from a tight-beamed flashlight. Care should be taken to avoid shining flashlights into the eyes of others.

3. Faery Lights

This spell causes a beam of light to emit from one of the Druid's hands. The beam is represented with a flashlight and can extend up to 50 feet from the Druid. For the duration of the spell, the Druid cannot hold any other objects with the affected hand. The beam can be used to illuminate targets for spell casting at night, but care should be taken to avoid shining the light into anyone's eyes.

Material component: Flashlight

Appendix D: Optional Rules

The following rules may or may not be in effect during a game. If they are in being used during a game it will be noted on the game flyer.

The Fate Point Option

In the event of a character death, the player has the option to apply Character Applicable Points (CAP) to use the Fate point option to avoid the death. Essentially, the work the player has done to earn CAP causes the “*Fates*” to intervene and help her avoid death. The specifics by which death was avoided depend on the situation and the imaginations of the GM and the affected PC. Possible explanations include intervention by a Deity, a lucky stumble to avoid most of the effects of a **Fire Strike**, or a fortunate grab at a tiny ledge when falling over a cliff or off a bridge. The PC cannot activate the Fate Point Option until the GM is consulted. Normally, the PC whose Fate is being adjusted is inanimate until the end of the encounter. The GM may choose to allow Fate to work more quickly if, in her judgment, such a result is appropriate or necessary for team survival.

As always, the Game Writer may place additional strictures or properties to the Fate Point Option within her own game, as approved by her Sanctioning Committee and advertised in the game flyer.

After the Fate Point Option is activated, the PC will be at 1 life point above unconsciousness. Invoking Fate negates or reverses the thing that would have killed the PC, but does not heal or remove any other damage, curses, poisons, diseases, or glyphs that the PC may be suffering from. The PC does not lose Hit Points or suffer any of the normal penalties of dying or resurrection, and her spell or ability point totals are unchanged.

The amount of CAP required to activate the Fate Point Option is 3000 CAP per level of the PC or the current experience point total of the PC, whichever is less. A minimum CAP of 1500 CAP must be applied to activate the Fate Point Option.

NOTE: THE FATE POINT OPTION MAY ONLY BE APPLIED DURING THE GAME WHERE THE CHARACTER DEATH OCCURRED.

Example: Tina’s character Acacia, an 8th level knight, is slain in combat with a dragon. The Fate Point Option has not been disallowed, so Tina activates the Fate Point for Acacia. Tina notifies her GM, and they agree that the fatal blow from the dragon’s claw which should have killed Acacia actually just knocked her aside and dazed her until the battle was over. The shock of it all reduced her to 1 point above unconsciousness. She spends 24,000 CAP for Fate’s intervention, and then joins her team after they finish with the dragon.

The Pursuit Rule



The Pursuit Rule is for use in game sites or situations where an open chase may not be viable, such as a public park, difficult terrain, extreme heat, limited physical capability, or a special event with children. If the Pursuit Rule is to be used in a game, it should be well advertised to all participants. Note that the Safety Officer can require use of the Pursuit Rule any time she sees a need due to safety concerns.

The Pursuit Rule is intended for use as a safe and playable way to simulate the pursuit of fleeing characters. The in-game factors that can influence pursuit have been generalized and simplified for playability and have been assigned Encumbrance ratings. The GM is always allowed to modify the rule to consider influences not covered in this document, such as a player carrying a body or heavy items, or a situation where the quarry's line of retreat is blocked.

Encumbrance

There are five degrees of encumbrance, unless specifically noted otherwise in game copy. If the [Speed](#) ability is used, the pursuit is always decided in favor of the character using the [Speed](#); if multiple

participants use [Speed](#), their result will be determined by encumbrance numbers. To flee or pursue, you must have the use of both legs and cannot be in [Knockdown](#).

Encumbrance 0 - A character wearing no armor and not carrying a shield.

Encumbrance 1 - A character with leather armor, or a character carrying a shield but not wearing armor.

Encumbrance 2 - A character with chain armor, or leather armor and a shield.

Encumbrance 3 - A character with plate armor, or chain armor and a shield.

Encumbrance 4 - A character with plate armor and a shield.

MODIFIERS: Before initiating or joining pursuit, a player may immediately drop a shield or cast **Strength** to decrease their encumbrance. To discard a shield for reduced encumbrance, the shield must fall away cleanly without a delay for unbuckling or unstrapping. **Strength** subtracts 1 level of encumbrance for each level of **Strength** used.

Initiating Pursuit

Two methods of initiating pursuit are available – initiation by quarry and initiation by pursuer.

Initiation by Quarry

If a PC or NPC wishes to flee an encounter, she must actively retreat to the side of the encounter, call "*Pursuit*," and state her encumbrance level. Any other PC or NPC may join the pursuit by moving immediately towards the quarry and responding with "*Pursuit*" and her own encumbrance level.

Initiation by Pursuer

If a PC or NPC wishes to initiate pursuit as a pursuer, they must [Disengage](#) from all other activities and move toward the intended quarry. The pursuer should then call "*Pursuit*" and state their encumbrance level. If the intended quarry wishes to flee, they should respond with "*Pursuit*" and her own encumbrance level. If the intended quarry does not accept the pursuit, the encounter or combat will proceed normally.

Restrictions of Pursuit

While engaged in pursuit, a character cannot engage in melee or use any SAS or magic item except for those which are [Autocast](#), autoactivated, or instant.

If a pursuer stops to remove a shield or perform another action, the quarry will escape. If the quarry stops to remove a shield or perform another action, she will be caught.

Participants of pursuit will be able to find and return to the other members of their party after pursuit has ended, unless prevented by game design.

Determining the Outcome of Pursuit

After pursuit is initiated, the participants must move a short distance away from the encounter area and compare encumbrance levels. Other characters in the encounter area will have 5 seconds to attack the quarry or the pursuer with ranged or melee attacks, after which it is assumed, they have moved out of range of the encounter.

Quarry Escapes

If pursuit is initiated by the quarry and is not joined by a pursuer, the quarry is assumed to flee for at least 30 seconds and will automatically escape pursuit. She cannot return to the encounter area for at least 1 minute and may then re-enter the encounter from any location she chooses. Please note that at this point all of her combat SAS will be down and will have to be recast.

If the pursuer's encumbrance is equal to or higher than the quarry's, the quarry will get away. The pursuer cannot return to the encounter area for at least 30 seconds, which reflects the fact that she chased the quarry for 15 seconds and then took 15 seconds to return. The quarry cannot return to the encounter area for at least 1 minute and may then re-enter the encounter from any location she chooses. Please note that at this point all of her combat SAS will be down.

Quarry is Caught

If the pursuer's encumbrance is lower than the quarry's, then the pursuer will catch the quarry after 15 seconds of pursuit and both will still be engaged in the combat that they ran from. The two can then engage in combat or other activities. Characters who were not involved in the pursuit must wait a "travel" time of 15 seconds before engaging the pursuer or quarry.

Pursuer Becomes Unable to Run

If the pursuer becomes unable to run, either through [Knockdown](#) or damage, then the quarry may attempt to flee again by calling "Pursuit" and her encumbrance. The pursuer then has 10 seconds to recover and resume the pursuit before the quarry will escape.

Archery Testing

Archery Testing is a method which allows a player's real-world archery skills to be reflected in the skills of her characters. Each IFGS Chapter should decide whether they wish to offer Archery Testing, and whether or not they wish to allow archery test scores to be used in games run by the chapter. If archery test scores are to be allowed in a game, it should be clearly advertised in the game flyer, and the game's Loremasters should be specifically informed.

It is expected that chapters which choose to offer Archery Testing will provide open archery testing opportunities at least once every 2 years. It is up to all members who wish to take advantage of Archery Testing to assist their chapter in making such events happen in a timely fashion.

Any player who does not have a current test score will continue to use the standard number of critical hits as determined by her character's class and level; players who have current test scores may choose whether they wish to use their standard or tested number of critical hits for any character they play. Aiming time can never be reduced, even with Archery Testing.

If a chapter wishes to offer Archery Testing, the Chapter Board, Safety Officer, and Registry must identify members who are approved to act as Archery Safety Representatives (ASR) and Archery Registry Representatives (ARR). The following guidelines apply to all Archery Testing:

- All archery tests must be open to the general IFGS membership. The time and date of the test must be publicized to the chapter's membership at least 1 week before the test.
- At least one ASR and one ARR must be present, and they may not be the same individual.
- The ASR is responsible for setting up and running the archery test. Accuracy of set-up, timing, and safety fall under the purview of this position.
- The ARR is responsible for recording the results of the test and providing written records of the results to all testers and the Chapter and Society Registries.
- Appropriate archery safety measures and local regulations must be followed during all archery tests.
- A standard archery target, with an 8-centimeter inner circle, must be used.
- The archer must stand 20 yards from the target.
- The archer must fire from a standing position, using a bow or crossbow. The bow or crossbow may not be equipped with any type of sight, including a pin sight or scope. The bow or crossbow must be hand-held and may not be stabilized or supported in any fashion. Mechanical releases, gloves, and armguards are allowed during testing, but no additional equipment is permitted.
- During the test, no one may assist the archer and the archer must draw her own arrows from either a quiver or the ground.
- A test must consist of one flight of 10 arrows. A flight may not exceed 10 arrows.
- The archer will have 100 seconds in which to test, beginning when she reaches for the first arrow or bolt. After 100 seconds has passed, no additional arrows may be fired. If the arrow or bolt is not away, it does not count toward the test.
- The test is scored as follows: Any arrow that is completely within the 8 cm inner ring is counted as a critical hit; if the shaft of the arrow is touching the 8 cm ring, the arrow does not count as a critical hit. The number of arrows or bolts completely within the 8 cm circle will be recorded as the archer's tested archery score.
- A player may test as often as once per day. Practice or warm up rounds are allowed; however, once an archer announces that a round is "for test" the result of the round will be recorded by the ARR as her test score.
- The ARR will provide each archer with a signed and dated record of her test results.
- Following Archery Testing, the ARR will forward all testing results to the Chapter and Society Registries. Testing results will include each archer's name, test score, and test date. These results will be available to all interested IFGS members.
- A player may choose to use her current archery test score for any or all her characters, on a game-by-game basis, but may never have more than twice her level in critical hits per flight, regardless of her test score.
- A player must bring an official signed and dated record of her test results to any game where she intends to use archery test scores.
- An archery test score is valid for up to 30 months. Once the 30-month period has expired, the test score cannot be used.

Example: Rachel shoots a test round, and lands 8 of her 10 arrows inside the 8 cm ring. Her archery testing score is recorded as 8 critical hits per flight of 10. If Rachel plays a 5th level Fighter, she can use her test score of 8 critical hits instead of the standard 3 critical hits allowed by her class and level. If Rachel played a 2nd level Knight, her test score would be treated as 4 critical hits, because even with testing she cannot exceed twice her level in critical hits.

Index

+0 Magical Weapon.....	64	Battle Focus	122
+1 Magical Weapon.....	109	Battlefield Lore.....	123
+1 vs. LI Effects	109	Bind Weapon	123
+2 LI vs. Concealment.....	109	Bindings.....	221
+2 LI vs. Disguise.....	109	Improved.....	162
+2 LI vs. Forgery	109	Blade Sharp +1	123
+2 Magical Weapon.....	109	Blade Sharp +2	162
+2 vs. LI Effects	109	Blade Sharp +3	124
+3 Magical Weapon.....	109, 110, 120, 146, 184, 185	Blade Sharp, Extreme	139
Ability	<i>See</i> Spells, Abilities, & Skills	Blast.....	124
Acuity	111	Blessed Arrow	124
Additional Armor and Damage vs. Supernatural	111	Blessed Bolt.....	124
Additional Armor vs. Area Effect Attacks.....	111	Blocking	124
Additional Damage	111	Blood Heat.....	124
Additional Damage vs. Supernatural Creatures	111	Bolt	125
Additional Point of Armor	56, 58	Branding	215
Alignment	15	Bump of Direction	127
Legal.....	16	Bypass Glyph.....	127
Social	16	Bypass Trap – Magical.....	127
Animal Mind.....	114	Bypass Trap – Mechanical.....	127
Animal Pact	47, 115	Camp Fire	127
Animal Tamer	115	Carried Effects	236
Animate Dead	115	Celtic Fist.....	127
Apply Kill Dagger to Needle Trap.....	116	Chain Mail.....	128
Archery Testing	283	Cleanse	128
Armor.....	226	Cleric	
Availability of.....	226	Base attributes of	21, 28, 36
Chain mail.....	226	Description of	28, 36
Effectiveness of	226	Life and spell points of	29, 37
Leather	226	Spells of	29, 38
Magical protection	226	Weapons and armor of.....	21, 28, 36
Physical armor	226	Climbing.....	128
Plate mail	226	Clinging Vine	129
Representations of	226	Combat ... 229, <i>Also See</i> Melee Combat, Propelled Missile	
Shields	227	Combat, and Thrown Missile Combat	
Arrow of Slaying	116	Armor in	230
Ashes to Ashes.....	116	Carried effects.....	236
Aspect of the Beasts.....	116	Definition of	229
Aspect of the Elements	117	Immediate counters.....	236
Attuned Magical Weapon	118	Knockdowns	237
Autocast.....	119	Physical contact in	229
Avenging Blow.....	119, 143	Pursuit Rule	282
Awaken.....	119	Commune	129
Awe.....	119	Conceal Item.....	129
Backstab.....	120	on Self.....	129
with Knockdown.....	120	Conceal Other	129
Balance	120	Conceal Self.....	130
Bargain.....	121	Improved.....	162
Bases	240	Concealment	247
Immutable	240	Concealment, Group.....	157
Battle Fever: +2 vs. LI	121	Concealment, Shadows of	201
Battle Fever: Additional Life Points	121	Concentration	130
Battle Fever: Additional Limb Points	121	Confidence.....	131
Battle Fever: Limited Knockdown Immunity	122	Confusion	131
Battle Fever: Magical Damage	122	Consent Rule	108

Control Undead.....	132	Elemental Damage.....	144, 198
Converse	30, 132	Elemental Fury	144
Costuming.....	219	Elemental Protection.....	146, 147
Color of.....	219	Elemental Strike	146
Disguises.....	219	Elephant Hide	146
Restrictions on	219	Encumbrance	282
Crash Time	132	Enhance	147
Create Glyph.....	133	Enhanced Savvy	147, 164
Create Holy Water	133	Enhanced Senses.....	147
Create Scroll	133	Enthrall	148
Cure Serious Wounds	135	Epic Levels	270
Dead Eye.....	135	Escape Bonds.....	148
Deadfall	135	Evade	148
Death.....	240	Experience Points	17
Fate Point Option, The.....	281	Earned by staffing or NPCing.....	18
Resurrection.....	241	Extreme Blade Sharp	139
Death Commitment.....	136	Faery Lights.....	148
Death Feint	137	Fate Point Option, The.....	281
Death Memory	137	Fence Item	148
Deception.....	137	Fighter	54
Defense	138	Base attributes of	54
Define Trap – Magical.....	138	Description of	54
Define Trap – Mechanical	138	Skills of.....	55
Delay.....	138	Weapons and armor of.....	54
Detect Good/Evil	38	Fighter’s Blow	149
Detect Magic.....	71	Fighter’s Recovery	146, 149
Diagnose	138	in Combat	149
Diagnose Self.....	139	Find Water	88
Disarm	139	Fire Trap	150
Disarm Trap – Magical.....	139	Fire/Ice/Lightning Ball	150
Disarm Trap – Mechanical	139	Fire/Ice/Lightning Strike	151
Disease.....	238	Five-Second Rule	108
Disengage	163	Flare.....	151
Disguise	140	Flower of Avalon.....	152
Others.....	140	Fog Brain.....	153
Dispel Fear.....	140	Foresee.....	153
Dispel Magic.....	140	Forgery	153
Disputes	279	Free Strike	153
Disrupt	140, 203	Freeze Disease	153
Distrust.....	141	Freeze Poison.....	154
for Others.....	141	Gale	154, 160
Dodge Blow	141	Game Aide.....	14
Double Effect.....	141	Game Designer	13
Down Time	218	Game Master	13
Draft Game	11	Game Producer	13
Dragon Hide	141	Game Writer	12
Dream Park	8	Games, types of	10
Dropsy	142	Draft game	11
Druid.....	46	Invitational game	12
Base attributes of	46	Line course	10
Description of	46	Open registration game.....	12
Spells of	48	Room game.....	10
Weapons and armor of.....	46	Sanctioned	10
Dust Storm.....	142	World course.....	10
Earth Calming	142	Gather Food	88
Earth Healing.....	142	Gauge Magical Missile Weapon.....	154
Earth Slap	142	Gauge Magical Weapons and Armor.....	154
Electrify	143	Gauge Non-Magical Missile Weapon.....	88

Gauge Non-Magical Weapons and Armor.....	154	Group.....	157
Gauge Opponent – Base Armor.....	154	Heal.....	159
Gauge Opponent – Base Damage.....	155	Heal Plant/Animal.....	48
Gauge Opponent – Total Armor.....	155	Heal Self.....	159
Gauge Opponent – Total Damage.....	155	Improved.....	165
Gauge Value of Magic Item.....	155	Heal, Ranged.....	167, 193
Gauge Value of Non-Magical Treasure.....	155	Healing Damage.....	221
Githar’s Arrow.....	155	Healing Potion.....	159
Glyphs.....	248	Healing, Earth.....	142
Actra.....	251	Heraldic Lore.....	160
Aldaband.....	250	Hold Being.....	160
Arshat.....	255	Hone Arrows +1.....	160
Babre.....	255	Hunting Pursuit.....	160
Balam.....	251	Identify Plant/Animal.....	48
Bragollach Gurth.....	252	Identify Potion.....	160
Cryo.....	256	Identify Pure Water.....	48
Desh.....	255	Identify Supernatural Creature.....	161
Elthos.....	249	Identify Undead.....	38
Hapla.....	253	IFGS, Organizational structure of.....	8
Holfet.....	249	Illusions.....	246
Kolnath.....	256	Disbelief in.....	246
Lopla.....	253	Type 1.....	246
Magius.....	255	Type 2.....	247
Malagorth.....	253	Type 3.....	247
Mitnal.....	257	Immediate Counters.....	236
Mord.....	257	Immunity to Enthral.....	161
Passalon.....	258	Immunity to Fear.....	161
Pyro.....	256	Group.....	158
Regia.....	249	Improved.....	165
Rigortus.....	253	Immunity to Knockdowns.....	161
Rimesh.....	249	Immunity to Magical Disease.....	161
Selfen.....	254	Immunity to Non-Magical Disease.....	64
Shestru.....	254	Immunity to Poison.....	161
Silwar.....	254	Immutable.....	240
Sinta.....	254	Improved Bindings.....	162
Solit.....	251	Improved Conceal Self.....	162
Svarq.....	250	Improved Heal Self.....	165
Syat.....	251	Improved Immunity to Fear.....	165
Trefre.....	250	Improved Neutralize Poison Potion.....	166
Ungoloranth.....	254	Improved Physical Attack.....	164, 166, 170
Uvas.....	251	Improved Sense I.....	168
Westru.....	257	Improved Sense II.....	168
Wid.....	252	Improved Thief’s Hearing.....	169
Wither.....	257	Insect Bane.....	170
Xardrin.....	252	Insect Strike.....	170
Yum Cimil.....	250	Inspire.....	102, 170
Yum Kaax.....	250	Intuit Code.....	171
Zicth.....	252	Intuit Trap.....	171
God’s/Goddess’s Boon.....	156	Investigate Habitation.....	171
God’s/Goddess’s Favor.....	156	Invisibility.....	248
God’s/Goddess’s Hammer.....	156	Invitational Game.....	12
God’s/Goddess’s Shadow.....	157	Invoke.....	171
Gold.....	220	Ki’ ai.....	172
Group Concealment.....	157	Kill Dagger.....	
Group Haven.....	157	Apply to Needle Trap.....	116
Group Immunity to Fear.....	158	Kill Dagger Poison.....	238
Group Move Without Tracks.....	158	Killing Arrow.....	173, 174
Haven.....	159	Killing Attack.....	174

Killing Attack vs. Supernatural Creature.....	174	Magic items	261
Kip	175	Magic Item Level Limit (MILL)	265
Knight	61	Magic Items	261
Abilities of	63	Approval of.....	267
Base Attributes of	61	Bonding of	264
Code of	63	Generators, batteries, & crystals	262
Life and ability points of.....	55	Items based on spells, abilities, or skills	262
Weapons and armor of.....	62	Items of healing	263
Knock Out Blow	175	Limitations on.....	265
Knockdown Arrow	175	Magical weapons	262
Knockdowns	237	Physical representations of	263
Know Aura	175	Potions	263
Know Class.....	175	Protection items	262
Know Plant	175	Scrolls.....	263
Know Religion.....	176	Types of.....	262
Leap	176	Magic User	70
Legend Lore.....	176	Base attributes of	70
Level	18	Weapons and armor of.....	70
Playing down	18	Major Lore.....	179
LI Enhancement +1.....	176	Make Arrows	179
LI Enhancement +2.....	176	Melee Combat	232
LI Extension	177	Calculating damage for.....	231
Life Enhancement	177	Mechanics of.....	230
Life Points.....	220	Weapon types	278
for each limb.....	220	Memory	180
Healing of	221	Mend.....	166
permanent changes to.....	240	Mental Signal.....	180
Life Support.....	177	Message	180
Lightbeam	177	Missile Protection	180
Limb Sever	221	Mist Bridge	180
Line Course.....	10	Mist Servant.....	181
Live Action Role-Playing	9	Monk	
Lock	178	Abilities of	80
Lock Picks	243	Base attributes of	78
Locks	242	Killing Specialty abilities	33, 84
Construction of	242	Life and ability points of.....	22, 47, 62, 71, 80, 87
Difficulty of	243	Spirit Specialty abilities	85
IFGS Lock System.....	242	Weapons and armor of.....	78
Lock picks.....	243	Moonbeam	178
Picking of.....	242	Move Without Tracks	181
Type of.....	243	Group.....	158
Long Arrow	178	Mute.....	181
Lore, Battlefield.....	123	Nature Lore.....	181
Lore, Heraldic.....	160	Nerve Strike.....	182
Lore, Legend.....	176	Neutralize Disease	182
Lore, Major.....	179	Neutralize Magical or Supernatural Disease.....	182
Lore, Nature.....	181	Neutralize Non-Magical Disease.....	182
Lore, People.....	185	Neutralize Non-Magical Disease Potion.....	182
Lore, Religion.....	194	Neutralize Poison Potion	183
Loremaster	12, 102	Improved.....	166
Mage's Script.....	178	No Defense Arrow	183
Magic	246	No Defense Blow.....	183
Concealment	247	Nullify Life Point Drain from Supernatural Creature...	183
Detecting and Revealing of.....	246	Numbing Blow	184
Dispelling of	246	Obscure Class	184
Glyphs.....	248	One-Point Rule	230
Illusions	246	Open Registration Game	12
Invisibility.....	248	Opportunity Fire	235

Pain Strike.....	185	Read Language	193
PC Fairness Rule.....	222	Red Death Poison	238
Penetrating Arrow.....	185	Reduce Lock Type, -1	194
People Lore.....	185	Reduce Lock Type, -2	194
Perceive Illusion	186	Regenerate	194
Perceive Illusionary Terrain.....	186	Regenerate Limb.....	168, 194
Personal Augury	186	Registry Representative	14
Petrify	186	Religion Lore.....	194
Phase 2 Out.....	186	Remove Curse	195
Phase Out.....	186	Remove Glyph.....	195
Physical Attack	188	Repair Chain Mail	195
Improved.....	164, 166, 170	Repair Shields and Leather Armor	195
Physical Contact	218	Repulse Good/Neutral/Evil.....	195
Physical Protection	189	Resist Death.....	196
Physical Representations	219	Resist Pain	196
Pick Locks	189	Restore Permanent Life/Spell Point.....	196
Plant Attack	189	Resurrection.....	241
Plate Mail.....	190	Reveal Curse.....	196
Player Character.....	12	Reveal Glyph	196
Poison	238	Reveal Magic.....	197
Kill Dagger poison.....	238	Reveal Supernatural Creatures	197
Other poisons	239	Rhino Hide.....	197
Red Death poison.....	238	Rock to Mud.....	197
Toxin poison.....	239	Role-Playing	14
Venom poison.....	239	Characater history	15
Polymorph	190	Character alignment.....	15
Precognition.....	191	Reacting to combat	15
Preserve Plant	48	Reacting to magic	15
Propelled Missile Combat.....	232	Staying in character	14
Aiming time for	233	Roles for IFGS Participants	12
Archery testing.....	283	Game Aide.....	14
Calculating damage for.....	233	Game Designer	13
Critical hit	234	Game Master.....	13
Hit types.....	234	Game Producer	13
Marginal hit	234	Game Writer	12
Mechanics of.....	232	Loremaster	12
Missile fire at night.....	235	Player Character	12
Number of propelled missiles allowed.....	234	Registry Representative	14
Opportunity fire	235	Safety Officer	14
Physical representations for	223, 232, 278	Watchdog.....	13
Range of.....	233	Room Game.....	10
Shields and.....	233	Sacrifice Throw	197
Time between shots	234	Safe Fall.....	198
Protection.....	<i>See Armor</i>	Safety	218
Protests.....	279	Disallowed items	218
Provide Shelter.....	192	Down time	218
Purify	192	Physical contact	218
Pursuit Rule	282	Time Stop	218
Determining the outcome of pursuit	283	Safety Officer	14
Encumbrance	282	Sanctioned Game.....	10
Initiating pursuit.....	282	Sanctioning Committee	10
Restrictions of pursuit.....	283	Savvy	198
Raise Dead.....	167, 193	Enhanced	147, 164
Ranged Heal	167, 193	Seeds of the Elements.....	199
Ranger.....	86	Sense I	200
Abilities of	87	Improved.....	168
Base attributes of	86	Sense II.....	200
Weapons and armor of.....	86	Improved.....	168

Sense Magic Item	80	Strong Arm	208
Sense Poison	200	Stun	208
Sense Potion Type	89	Stun Arrow	208
Sense Traps	200	Summon Storm	208
Set Needle Trap	200	Sunbeam	178
Set Projectile Trap	201	Supernatural Wathit	209
Shadows of Concealment	201	Sweep	209
Sharpen Daggers +1	202	Target Arrow	210
Shiatsu I	202	Thief	
Shiatsu II	202	Base attributes of	94
Shields	227	Life points of	95
Sigil	258	Skills of	95
Simon's Spell	203	Weapons and armor of	94
Skill	<i>See</i> Spells, Abilities, & Skills	Thief's Edge	211
Snare	203	Thief's Hearing	210
Speak Easy	204	Improved	169
Speak to Winds	204	Thief's Touch	211
Speak with Animals	204	Throat Slit	221
Speak with Dead	204	Throw	211
Speak With Plant/Animal	48	Thrown Missile Combat	235
Speed	205	Blocking of	236
Spell	<i>See</i> Spells, Abilities, & Skills	Damage of	236
Spell Absorption	205	Mechanics of	235
Spell Defense	169, 205	Number of thrown missiles	235
Spell Negation	205	Range of	236
Spell Point Transfer	205	Time Stop	218
Spells, Abilities, & Skills	103	Timing	80, 81
Area of	104	Toxin Poison	239
Attributes of	103	Tracer	213
Components of	107	Track Lore	213
Conjuration time of	107	Tracking	88, 89, 213
Consent Rule	108	Treasure	219
Cost or uses of	105	Limits on	267
Damage caused by	106	Treeshift	214
Default invocation time of	103	Tripline	214
Disrupted invocation of	106	True Sight	214
Duration of	104	Truth Force	215
Five Second Rule	108	Truth Sense	215
Level Influential	104	Turn Undead	38, 120
Level of	103	Venom Poison	239
Material components of	107	Walk on Liquids	215
Miscellaneous attributes of	104	Wall of Fire/Ice/Lightning	187
Range of	103	Warp	215
Reversible	105	Watchdog	13
Somatic component of	108	Wathit	216
Stacking of	104	Supernatural	209
Use at night	106	Weakness	216
Verbal component of	108	Weapon Shatter	217
Spook	206	Weapons . 223, <i>Also See</i> Melee Combat, Propelled Missile	
Spring Water	206	Combat, & Thrown Missile Combat	
Stacking	268	Acid	224
Additional features of	269	Bows & crossbows	223
Starbeam	178	Construction of	277
Stasis	206	Flaming oil	224
Strength I	207	Hand-held melee	278
Strength II	207	Holy or unholy water	225
Strength III	207	Oil	225
Strength IV	207	Propelled missile	223

Rock.....225
Safe use of.....223
Throwing dagger or star.....225

Weapons Instructor.....217
World Course.....10
Wrath.....217